

DRAFT



First Program Year Action Plan

The CPMP First Annual Action Plan includes the SF 424 and Narrative Responses to Action Plan questions that CDBG, HOME, HOPWA, and ESG grantees must respond to each year in order to be compliant with the Consolidated Planning Regulations. The Executive Summary narratives are optional.

SF 424

Complete the fillable fields (blue cells) in the table below. The other items are pre-filled with values from the Grantee Information Worksheet.

| Date Submitted | Applicant Identifier | Type of Submission | |
|--|-------------------------------------|---|---|
| Date Received by state | State Identifier | Application | Pre-application |
| Date Received by HUD | Federal Identifier | <input type="checkbox"/> Construction | <input type="checkbox"/> Construction |
| | | <input type="checkbox"/> Non Construction | <input type="checkbox"/> Non Construction |
| Applicant Information | | | |
| Error! Not a valid link. | | Error! Not a valid link. | |
| Error! Not a valid link. | | Error! Not a valid link. | |
| Error! Not a valid link. | | Error! Not a valid link. | |
| Error! Not a valid link. | Error! Not a valid link. | Error! Not a valid link. | |
| Error! Not a valid link. | Error! Not a valid link. | Error! Not a valid link. | |
| Employer Identification Number (EIN): | | Error! Not a valid link. | |
| Error! Not a valid link. | | Error! Not a valid link. | |
| Applicant Type: | | Specify Other Type if necessary: | |
| Error! Not a valid link. | | Error! Not a valid link. | |
| Program Funding | | U.S. Department of Housing and Urban Development | |
| Catalogue of Federal Domestic Assistance Numbers; Descriptive Title of Applicant Project(s); Areas Affected by Project(s) (cities, Counties, localities etc.); Estimated Funding | | | |
| Community Development Block Grant | | 14.218 Entitlement Grant | |
| CDBG Project Titles | | Description of Areas Affected by CDBG Project(s) | |
| \$CDBG Grant Amount | \$Additional HUD Grant(s) Leveraged | Describe | |
| \$Additional Federal Funds Leveraged | | \$Additional State Funds Leveraged | |
| \$Locally Leveraged Funds | | \$Grantee Funds Leveraged | |
| \$Anticipated Program Income | | Other (Describe) | |
| Total Funds Leveraged for CDBG-based Project(s) | | | |
| Home Investment Partnerships Program | | 14.239 HOME | |
| HOME Project Titles | | Description of Areas Affected by HOME Project(s) | |

DRAFT

| | | |
|---|-------------------------------------|---|
| \$HOME Grant Amount | \$Additional HUD Grant(s) Leveraged | Describe |
| \$Additional Federal Funds Leveraged | | \$Additional State Funds Leveraged |
| \$Locally Leveraged Funds | | \$Grantee Funds Leveraged |
| \$Anticipated Program Income | | Other (Describe) |
| Total Funds Leveraged for HOME-based Project(s) | | |
| Housing Opportunities for People with AIDS | | |
| | | 14.241 HOPWA |
| HOPWA Project Titles | | Description of Areas Affected by HOPWA Project(s) |
| \$HOPWA Grant Amount | \$Additional HUD Grant(s) Leveraged | Describe |
| \$Additional Federal Funds Leveraged | | \$Additional State Funds Leveraged |
| \$Locally Leveraged Funds | | \$Grantee Funds Leveraged |
| \$Anticipated Program Income | | Other (Describe) |
| Total Funds Leveraged for HOPWA-based Project(s) | | |
| Emergency Shelter Grants Program | | |
| | | 14.231 ESG |
| ESG Project Titles | | Description of Areas Affected by ESG Project(s) |
| \$ESG Grant Amount | \$Additional HUD Grant(s) Leveraged | Describe |
| \$Additional Federal Funds Leveraged | | \$Additional State Funds Leveraged |
| \$Locally Leveraged Funds | | \$Grantee Funds Leveraged |
| \$Anticipated Program Income | | Other (Describe) |
| <p>Congressional Districts of:</p> <p>Is application subject to review by state Executive Order 12372 Process?</p> <p>Applicant Districts</p> <p>Project Districts</p> <p>Is the applicant delinquent on any federal debt? If "Yes" please include an additional document explaining the situation.</p> <p><input type="checkbox"/> Yes</p> <p>This application was made available to the state EO 12372 process for review on DATE</p> <p><input type="checkbox"/> No</p> <p>Program is not covered by EO 12372</p> <p><input type="checkbox"/> Yes</p> <p><input type="checkbox"/> No</p> | | |

DRAFT

| |
|---|
| <input type="checkbox"/> N/A Program has not been selected by the state for review Total Funds Leveraged for ESG-based Project(s) |
|---|

Narrative Responses

GENERAL

Executive Summary

The Executive Summary is optional, but encouraged. If you choose to complete it, please provide a brief overview that includes major initiatives and highlights that are proposed during the next year.

Program Year 1 Action Plan Executive Summary:

The City of Springfield is a federal entitlement Community designated to receive federal funds by the US Department of Housing and Urban Development. These annual entitlement funds are Community Development Block Grant (CDBG), Home Investment Partnership funds (HOME), Emergency Shelter Grant (ESG), and Housing Opportunities for Persons with AIDS (HOPWA). Although each of these funds has specific eligibility restrictions, the federal resources are intended to benefit low and moderate income residents and improve areas of low and moderate income concentration.

Annually the City must assess its community needs, seek public input, and devise a strategy to accomplish priority projects. The Annual Action Plan must be consistent with a five year Consolidated Plan. This year is the first year of implementation of the City's most recent Consolidated Plan, which covers the period July 1, 2005 - June 30, 2010. Core components within the Consolidated Plan include:

1. Human Capital: Invest in residents to enable people at all income levels to lead healthy, productive lives. Offer support to households and build capacity of community-based organizations to better support vulnerable populations.
2. Neighborhoods: Enhance the quality of life in Springfield's neighborhoods including public places, infrastructures, and housing stock. Ensure neighborhoods are good places to live, work and recreate.
3. Economic Development: Expand economic opportunities, especially employment opportunities, for low and moderate income residents through efforts to attract, retain and expand small businesses in neighborhood business districts and larger commercial and industrial establishments throughout the City.

The Annual Plan puts forth the activities to be undertaken during the period July 1, 2005 – June 30, 2006. The City has proposed allocated resources for a comprehensive array of activities to accomplish objectives in each of these three areas. Highlight of these activities include:

1. Human Capital Investment:

DRAFT

Within the action plan, the City has proposed extensive programming to improve the lives of low-income residents. Programs which impact the health of youths, elders, and programs which increase employment opportunities are highlighted. Program examples include Youthbuild, a GED program for low-income Hispanic youths, and a elder in-home support program,

2. Neighborhoods:

The Consolidated Plan identified the need to make Springfield neighborhoods a good place to live, work, and recreate. Programs and projects proposed this year include a substantial investment in a public park, a significant proactive code enforcement initiative, and a program targeted at the redevelopment of abandoned buildings and vacant lots.

3. Economic Development:

Economic Development activities are designed to increase the availability of employment opportunities for low-and moderate income persons. Programs proposed within this Annual Plan include technical assistance funds to micro-enterprises, operating support for two neighborhood CDCs , and the redevelopment of commercial corridors.

Please note: The accomplishment of these objectives is dependent on the availability of funds. The priorities and accomplishments outlined in this document are based upon assumed funding levels and approval of the Neighborhood Revitalization Strategic Area (NRSA) application. The City reserves the right to revise and reallocate its funding priorities and allocations if the City’s Neighborhood Revitalization Strategic Area (NRSA) application is not approved as submitted.

Available Funds

| SOURCES | Amounts |
|----------------------------------|-----------------------|
| 2005 - 2006 CDBG Entitlement | \$4,725,709.00 |
| 2004 - 2005 CDBG Carryover | \$ 550,000.00 |
| 2005 - 2006 CDBG Program Income | \$ 400,000.00 |
| 2005 - 2006 HOPWA | \$ 433,000.00 |
| 2004 - 2005 HOPWA Carryover | \$ 133,000.00 |
| 2005 - 2006 ESG Entitlement | \$ 183,129.00 |
| 2005 - 2006 Home Entitlement | \$1,794,181.00 |
| 2005 - 2006 Home Program Income | \$ 75,000.00 |
| 2005 - 2006 American Downpayment | \$ 49,988.00 |
| TOTAL | \$8,344,007.00 |

Source of Funds

DRAFT

The City reasonably anticipates the following resources to further its priority projects.

| OTHER SOURCES OF FUNDS: | | | |
|-------------------------------------|------------------|------------------------------------|---------------------------------------|
| PROJECT | AWARD | SOURCE | STATUS |
| Riverfront Development | | | |
| | \$ 3,400,000.00 | State Highway Funds | Underway |
| | \$ 1,620,000.00 | City of Springfield Bond | Underway |
| | \$ 17,000,000.00 | Transportation Bond | Underway |
| | \$ 25,000,000.00 | State Bond | Underway |
| | \$ 25,000,000.00 | Private Financing | Underway |
| | \$ 14,000,000.00 | Private Investment | Awaiting Development Rights Agreement |
| Memorial Industrial Park II | | | |
| | \$ 1,000,000.00 | BEDI | Underway |
| | \$ 2,000,000.00 | HUD Section 108 Loan | Underway |
| | \$ 900,000.00 | Mass Development | Committed |
| | \$ 500,000.00 | Federal Highway Funds | Committed |
| | \$ 1,000,000.00 | Federal Highway Funds | Pending 2006 Budget |
| | \$ 1,000,000.00 | Private Financing | Pending |
| | \$ 60,000,000.00 | Private Debt | Pending |
| Court Square Development | | | |
| | \$ 4,700,000.00 | City of Springfield Bond | Underway |
| | \$ 1,000,000.00 | CDAG-DHCD | Committed |
| | \$ 500,000.00 | CDAG-DHCD | Pending |
| | \$ 10,000,000.00 | Private Investment | Pending |
| North Center Industrial Park | | | |
| | \$ 1,000,000.00 | PWED-EOTC | Pending |
| | \$ 792,000.00 | Public Match | Committed |
| | \$ 925,000.00 | Private Match | Committed |
| Neighborhood Development | | | |
| South End Walking Tour | \$ 100,000.00 | MOTT | Committed |
| Indian Orchard Master Plan | \$ 100,000.00 | DHCD | Committed |
| Homeless Initiatives | | | |
| | \$ 513,600.00 | HUD-Shelter Plus Care-5 yr. | Underway |
| | \$ 2,556,697.00 | HUD-McKinney Grant-2-3 yr. | Underway |
| | \$ 836,118.00 | Health Care for the Homeless-5 yr. | Pending |
| | | Private Foundations | Pending |
| Housing Quality Initiatives | | | |
| | \$ 400,000.00 | MFHA-Get the Lead Out | Committed |
| | \$ 14,000,000.00 | DHCD-Heartwap | Pending |
| | \$ 2,000,000.00 | Low-Income Housing Tax Credits | Pending |
| | \$ 75,000.00 | State Affordable Housing Resources | Pending |
| | \$ 400,000.00 | Private Foundations | Pending |
| | \$ 2,500,000.00 | First Mortgage Financing | Pending |

DRAFT

HOME Matching Requirements

Matching requirements for the HOME program will primarily be derived from the Commonwealth’s Massachusetts Rental Voucher Program and from the below market sale of public property.

ESG Matching Requirements

Matching requirements for the Emergency Shelter Grant Program are provided by the contracted sub-recipients. Information regarding the source and amount of matching funds is required at application and is contractually obligated within the sub-recipients agreements. Documentation regarding the matching funds is required with each progress report and monitored during the fiscal monitoring conducted by the Division of Administration and Finance.

Activities

The following table lists the activities and programs for which the City of Springfield has allocated funding for the 2005-2006 Program Year.

| CDBG Activities | | |
|--|---|----------------|
| Program | Vendor | Funding |
| Park Improvements | City of Springfield through Springfield Park Department | \$ 80,000.00 |
| Public Facilities | City of Springfield/Neighborhood Councils | \$ 27,350.00 |
| Sheriff's Program | City of Springfield | \$ 120,000.00 |
| Bond Repayment | City of Springfield | \$ 537,398.76 |
| Code Enforcement | City of Springfield through OHNS | \$ 265,500.00 |
| Relocation | City of Springfield through OHNS | \$ 40,000.00 |
| Graffiti | City of Springfield through OHNS | \$ 20,000.00 |
| Acquisition/Disposition | City of Springfield through OHNS | \$ 136,000.00 |
| Neighborhood Capital Projects | City of Springfield through OHNS | \$ 125,000.00 |
| Neighborhood Development | City of Springfield through OHNS | \$ 112,000.00 |
| Planter Program | City of Springfield through Springfield Park Department | \$ 35,000.00 |
| Stabilization | City of Springfield through OHNS | \$ 50,000.00 |
| Business Assistance | New England Black Chamber of Commerce | \$ 35,000.00 |
| Technical Assistance to Businesses in I.O. | Indian Orchard Main Street Partnership | \$ 32,500.00 |
| Technical Assistance Program | Chamber of Commerce | \$ 100,000.00 |
| Technical Assistance | X Main Street Corp. | \$ 32,500.00 |
| AIDS Outreach Workers | City of Springfield through the DHHS | \$ 33,749.35 |
| Homeless Services | City of Springfield through the DHHS | \$ 52,679.70 |
| Mediation Services | City of Springfield through the DHHS | \$ 33,841.73 |
| Fair Housing | City of Springfield through the DHHS | \$ 56,751.79 |
| Heartwap | City of Springfield through the OHNS | \$ 137,000.00 |
| Domestic Violence Prevention Program | City of Springfield through SPD | \$ 28,953.45 |
| Vacant Lot Clean up | City of Springfield through the DPW | \$ 268,903.66 |
| Board & Secure | City of Springfield through the DPW | \$ 6,000.00 |
| Public Safety | City of Springfield through the DPW | \$ 155,250.00 |
| Multi-Component Educational Program for Boys | Black Men of Greater Springfield | \$ 7,500.00 |
| Therapeutic Recreation | City of Springfield through Springfield Park Department | \$ 108,120.00 |
| Emergency Heating Assistance | Greater Springfield Council of Churches | \$ 15,000.00 |
| AT Risk Homeless | Homeless Service Organization(s) | \$ 150,000.00 |
| Senior Center | Hungry Hill Neighborhood Council | \$ 5,000.00 |
| Homeless Meals Program | Massachusetts Career Development Institute | \$ 90,000.00 |
| Adult Education Program | Massachusetts Career Development Institute | \$ 30,000.00 |

DRAFT

CDBG Activites Cont.

| | | |
|---|---|---------------|
| Culinary Arts Training Program | Massachusetts Career Development Institute | \$ 30,000.00 |
| After School and Summer Fun Club | New North Citizens Council | \$ 20,000.00 |
| Elderly Case Management Program | New North Citizens Council | \$ 17,000.00 |
| Loaves and Fishes Soup | Open Pantry Community Services | \$ 20,000.00 |
| Senior Center | Pine Point Community Council | \$ 9,000.00 |
| Latino Employment Assistance Program | Puerto Rican Cultural Center | \$ 35,000.00 |
| Education,GED & Job Readiness for Latinos | Puerto Rican Cultural Center | \$ 22,000.00 |
| Bridging the Gap | Salvation Army | \$ 10,000.00 |
| Teens for AIDS Prevention | Solid Rock Church of God in Christ | \$ 5,000.00 |
| Summer Program | South End Community Center | \$ 25,000.00 |
| Visually Impaired Elders | Springfield Chapter Mass. Assoc. for the Blind | \$ 5,000.00 |
| Safe Summer Streets | YMCA/North End Youth Center | \$ 9,000.00 |
| Academic & Athletic Recreational Program | 5A | \$ 9,000.00 |
| Recreational Program | City of Springfield through Springfield Park Department | \$ 175,000.00 |
| Springfield Fair Lending and Counseling | Housing Discrimination Project, Inc. | \$ 5,000.00 |
| Youth Development Program | Martin Luther King Community Center | \$ 20,000.00 |
| After School Recreation Program | North End Community Center | \$ 5,000.00 |
| Indian Orchard Unit | Springfield Boys and Girls Club | \$ 8,000.00 |
| Summer Youth Development | Springfield Boys and Girls Club | \$ 10,000.00 |
| Employment & Training Program | Springfield Business Improvement District | \$ 75,000.00 |
| Hampden County Daycare Alliance | Springfield Day Nursery | \$ 8,000.00 |
| Infant Mortality Prevention Program | City of Springfield through the DHHS | \$ 15,000.00 |
| Youth Leadership Program | Urban League of Springfield, Inc. | \$ 10,000.00 |
| Youthbuild | YWCA | \$ 20,000.00 |

ESG Activities

| Program | Vendor | Funding |
|-----------------------------|----------------------------------|-------------|
| Homeless Shelter Operations | Friends of the Homeless | \$38,000.00 |
| Homeless Shelter Operations | YWCA | \$20,000.00 |
| Homeless Essential Services | Mercy Medical Center/Health Care | \$32,000.00 |
| Homeless Prevention | Mental Health Association | \$30,000.00 |
| Homeless Prevention | Western Mass Legal Services | \$21,000.00 |

HOME Activities

| Program | Vendor | Funding |
|--------------------------------|------------------------|--------------|
| Homebuyer Assistance | | \$50,000.00 |
| Tenant Based Rental Assistance | TBD | \$200,000.00 |
| Project Based Homeownership | TBD – Project Specific | \$663,081.90 |
| Rental Production | TBD – Project Specific | \$769,181.00 |

HOPWA Activities

| Program | Vendor | Funding |
|---------|--------|---------------|
| HOPWA | TBD | \$ 522,700.00 |

ADDI Activities

| Program | Vendor | Funding |
|---------------------------------------|--------------------------------------|--------------|
| American Dream Downpayment Initiative | City of Springfield through the OHNS | \$ 49,988.00 |

General Questions

1. Describe the geographic areas of the jurisdiction (including areas of low income families and/or racial/minority concentration) in which assistance will be directed during the next year.
2. Describe the basis for allocating investments geographically within the jurisdiction (or within the EMSA for HOPWA) (91.215(a)(1)) during the next year and the rationale for assigning the priorities.
3. Describe actions that will take place during the next year to address obstacles to meeting underserved needs.

Program Year 1 Action Plan General Questions response:

The City of Springfield has maintained a relatively consistent number of residents in the past twenty years. Today, the City is home to 152,082. Although the number of residents has remained consistent, the profile of residents has changed significantly.

Springfield Population

| | <u>1980</u> | <u>1990</u> | <u>2000</u> |
|-------------------------------|-------------|-------------|-------------|
| Springfield Population | 152,319 | 156,983 | 152,082 |

Source: US Census Bureau.

One of the greatest changes to Springfield’s population is the number of residents who live in poverty. While the income of residents lagged behind the balance of the Commonwealth in 1980, the gap widened in the 1980s and 1990s. In 2000, Springfield’s median family income was 58.8% of that for the Commonwealth. The median income of the City has not kept pace with that of the region or the Commonwealth. This widening income gap has significant implications on every aspect of life within the city.

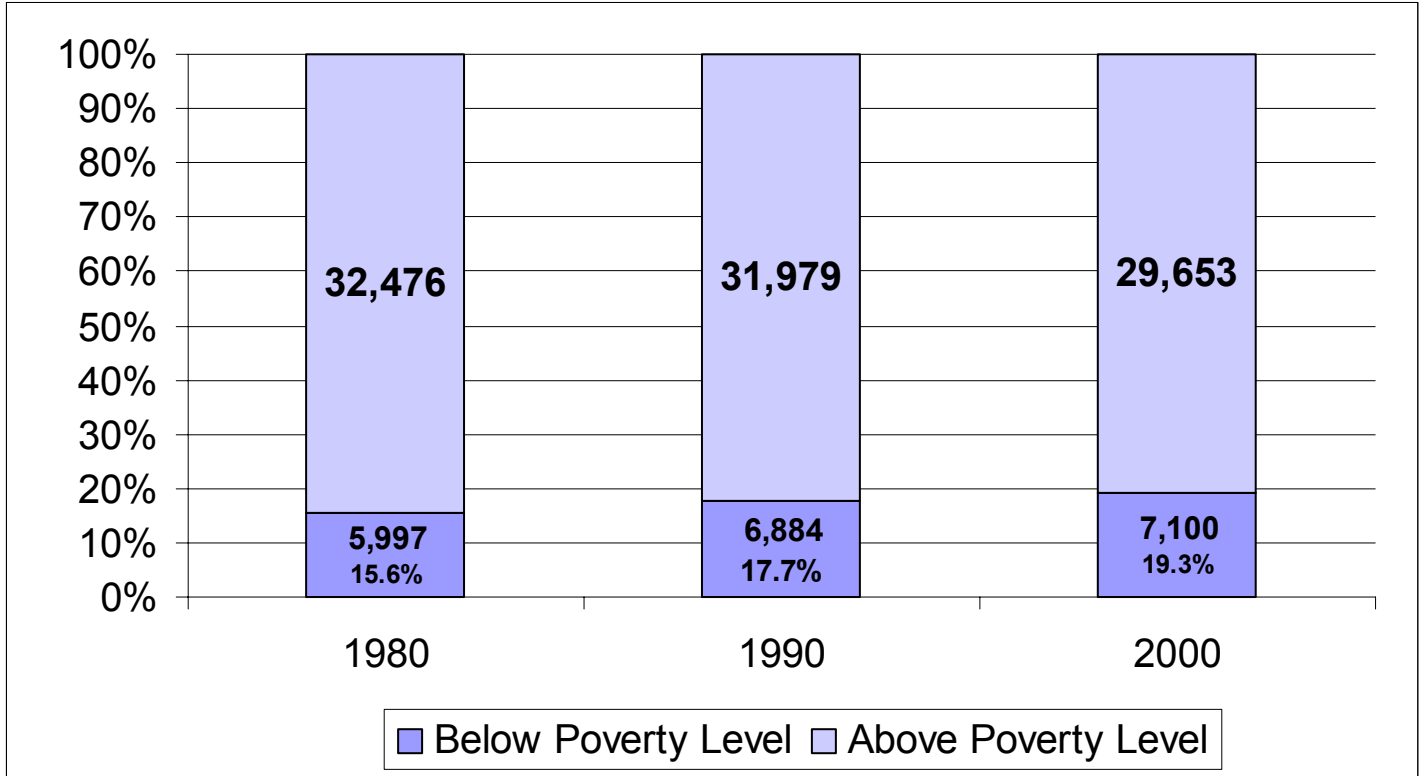
| Median Family Income | <u>1980</u> | <u>1990</u> | <u>2000</u> |
|-----------------------------|-------------|-------------|-------------|
| Springfield | \$ 16,607 | \$ 30,824 | \$ 36,285 |
| Hampden County | \$ 19,596 | \$ 31,100 | \$ 49,257 |
| Massachusetts | \$ 21,166 | \$ 44,367 | \$ 61,664 |
| % of Hampden County | 84.7% | 99.1% | 73.7% |
| % of Massachusetts | 78.5% | 69.5% | 58.8% |

| Per Capita Income | <u>1980</u> | <u>1990</u> | <u>2000</u> |
|--------------------------|-------------|-------------|-------------|
| Springfield | \$ 5,819 | \$ 11,584 | \$ 15,232 |
| Hampden County | \$ 6,731 | \$ 14,029 | \$ 19,541 |
| Massachusetts | \$ 7,459 | \$ 17,224 | \$ 25,952 |
| % of Hampden County | 86.5% | 82.6% | 77.9% |
| % of Massachusetts | 78.0% | 67.3% | 58.7% |

Source: United States Department of Commerce, Bureau of the Census.

The number of families living below the poverty line has increased significantly.

Figure A: Families with Income Below Poverty Level 1980-2000

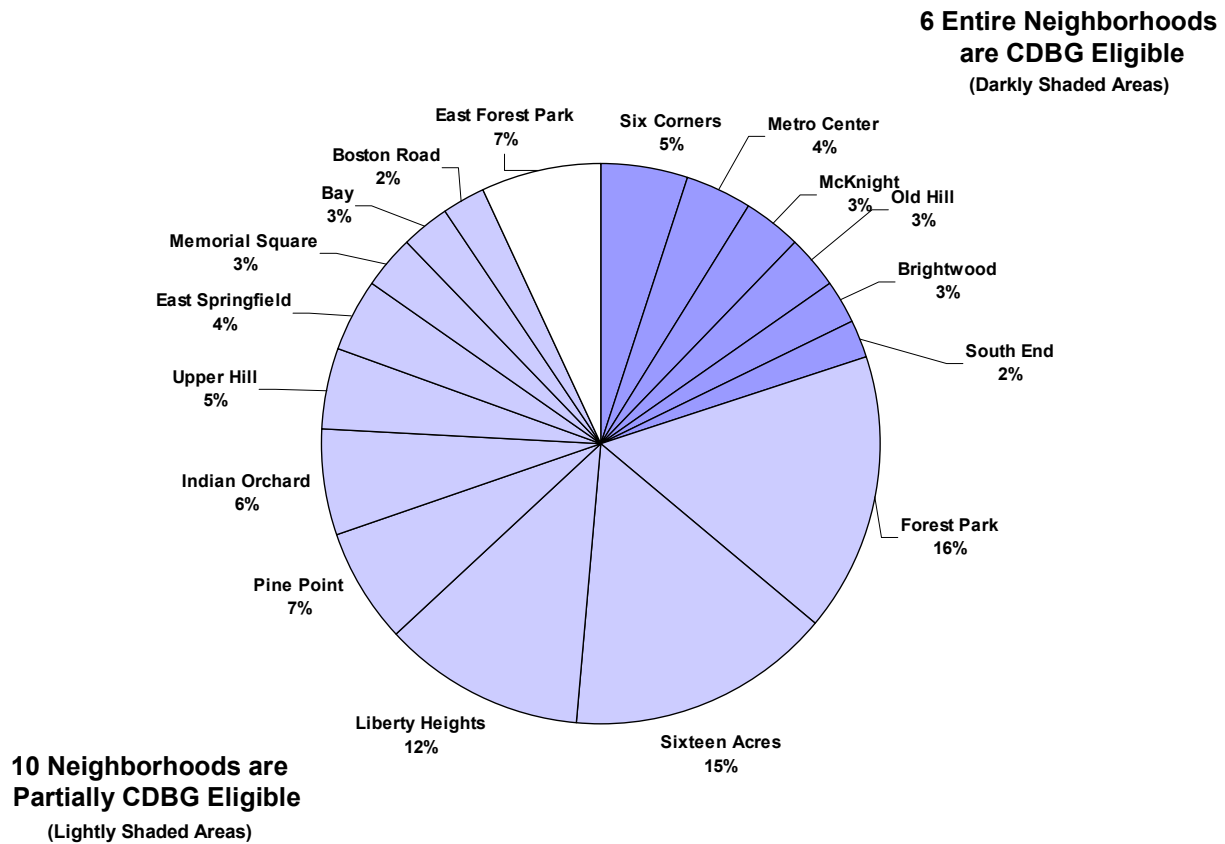


Source: Springfield Planning Department analysis of 1980, 1999 AND 2000 US Census

DRAFT

This increase in the number of families living below the poverty level has resulted in most areas of the city being predominately comprised of low- to moderate-income individuals. Of the 17 neighborhoods, 6 are entirely CDBG eligible and 10 are partially CDBG eligible.

Figure B: Springfield Population in 2000 by Neighborhood: 152,082

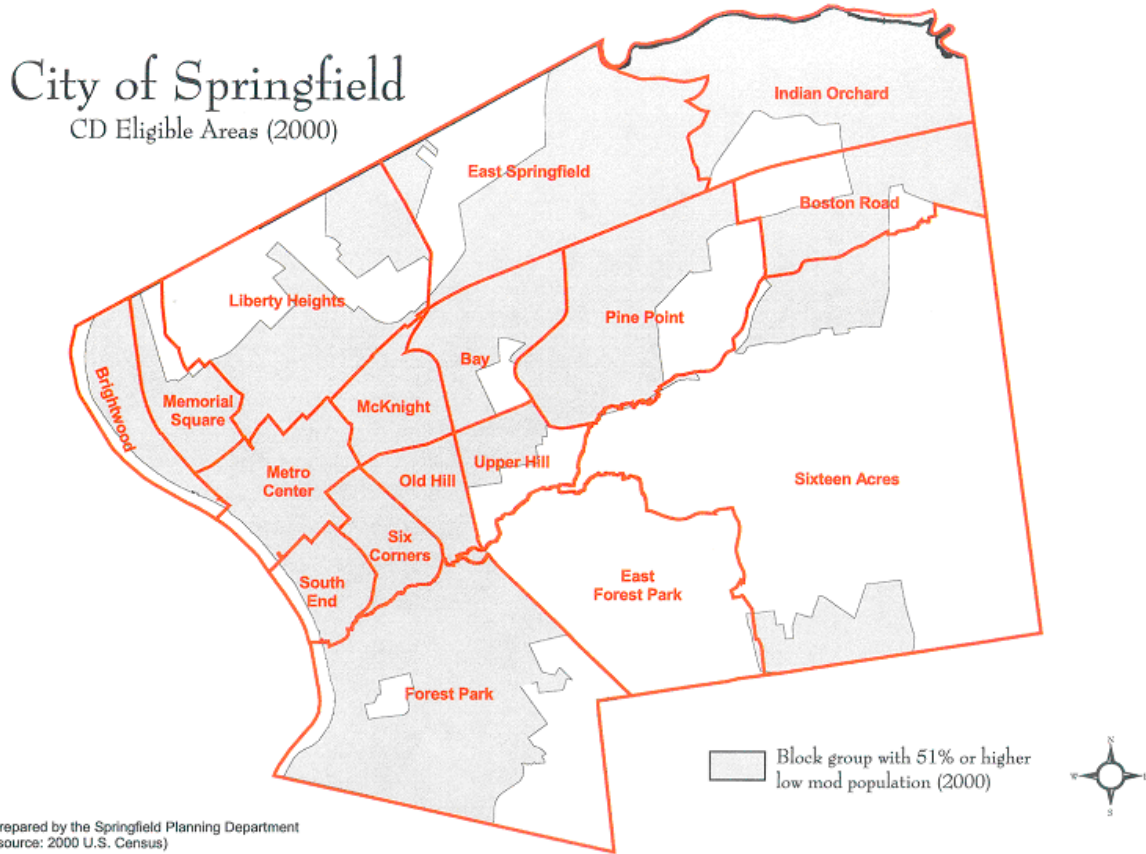


Source: Springfield Planning Department analysis of 2000 US Census

DRAFT

The City of Springfield proposes to predominately expend its CDBG allocation with these target neighborhoods. Figure C maps the CDBG eligible areas. Furthermore, during the period covered by this Consolidated Plan Strategy, CDBG funds will be directly targeted to the census block tracks identified in Figure D.

Figure C



This eligible area includes the following block groups and census tracts:

FIGURE D

| TRACT | NRS A | BLKGRP | LOWMOD PCT | TRACT | NRS A | BLKGRP | LOWMOD PCT | TRACT | NRS A | BLKGRP | LOWMOD PCT |
|---------|----------|--------|---------------|---------|----------|--------|---------------|---------|----------|--------|---------------|
| 8026.01 | | 3 | 59.9 | 8018.00 | X | 6 | 85.7 | 8011.01 | X | 2 | 100.0 |
| 8026.01 | | 4 | 55.8 | 8017.00 | | 3 | 75.4 | 8009.00 | X | 1 | 86.0 |
| 8026.01 | | 5 | 68.2 | 8017.00 | | 4 | 64.0 | 8009.00 | X | 2 | 81.6 |
| 8023.00 | | 1 | 56.2 | 8017.00 | | 5 | 65.8 | 8009.00 | X | 3 | 95.2 |
| 8023.00 | | 2 | 51.8 | 8017.00 | | 6 | 67.4 | 8009.00 | | 4 | 70.3 |
| 8023.00 | X | 4 | 82.8 | 8016.05 | | 2 | 54.2 | 8009.00 | X | 5 | 89.9 |
| 8023.00 | | 5 | 74.4 | 8016.03 | | 1 | 52.3 | 8008.00 | X | 1 | 90.2 |
| 8023.00 | | 6 | 75.4 | 8016.02 | | 1 | 55.9 | 8008.00 | X | 2 | 84.0 |
| 8022.00 | | 1 | 67.8 | 8015.03 | | 1 | 63.5 | 8007.00 | X | 1 | 85.4 |
| 8022.00 | | 2 | 65.2 | 8015.03 | | 2 | 66.0 | 8007.00 | | 2 | 75.4 |
| 8022.00 | | 3 | 77.8 | 8015.02 | | 1 | 56.3 | 8006.00 | X | 1 | 85.9 |
| 8021.00 | X | 1 | 78.6 | 8015.02 | | 4 | 72.4 | 8006.00 | X | 2 | 96.6 |
| 8021.00 | X | 4 | 56.6 | 8015.01 | | 3 | 71.4 | 8006.00 | X | 3 | 99.4 |
| 8021.00 | | 6 | 53.1 | 8015.01 | | 4 | 52.1 | 8005.00 | | 1 | 61.1 |
| 8021.00 | | 9 | 67.1 | 8014.02 | | 1 | 57.1 | 8005.00 | | 2 | 56.9 |
| 8020.00 | X | 1 | 85.7 | 8014.02 | | 4 | 59.1 | 8004.00 | | 2 | 53.8 |
| 8020.00 | X | 2 | 86.2 | 8014.01 | | 5 | 74.3 | 8004.00 | | 4 | 54.1 |
| 8020.00 | | 3 | 79.1 | 8014.01 | | 6 | 78.2 | 8004.00 | | 5 | 62.7 |
| 8019.00 | X | 1 | 84.3 | 8013.00 | | 1 | 75.2 | 8004.00 | | 6 | 66.1 |
| 8019.00 | X | 2 | 84.3 | 8013.00 | X | 2 | 85.2 | 8003.00 | | 1 | 59.0 |
| 8019.00 | X | 3 | 78.4 | 8013.00 | | 3 | 63.2 | 8002.02 | | 1 | 52.6 |
| 8019.00 | X | 4 | 81.7 | 8013.00 | | 5 | 58.4 | 8002.01 | | 3 | 58.6 |
| 8019.00 | X | 5 | 86.6 | 8012.00 | X | 1 | 92.7 | 8002.01 | | 6 | 69.4 |
| 8019.00 | X | 8 | 83.0 | 8012.00 | X | 2 | 82.4 | 8001.00 | X | 1 | 80.6 |
| 8018.00 | X | 1 | 79.0 | 8012.00 | | 3 | 63.4 | 8001.00 | | 2 | 54.8 |
| 8018.00 | | 2 | 64.4 | 8011.02 | X | 1 | 61.1 | 8001.00 | | 4 | 74.4 |
| 8018.00 | X | 3 | 81.9 | 8011.02 | | 2 | 84.3 | 8001.00 | | 5 | 72.0 |
| 8018.00 | | 5 | 68.9 | 8011.01 | X | 1 | 86.6 | 8001.00 | | 8 | 65.1 |

Source: Springfield Planning Department analysis of 2000 US Census

Springfield's low and moderate income neighborhoods are very diverse as indicated on the following charts (Figures E, F and G) that overview respectively the racial and Hispanic composition of each neighborhood.

Figure E

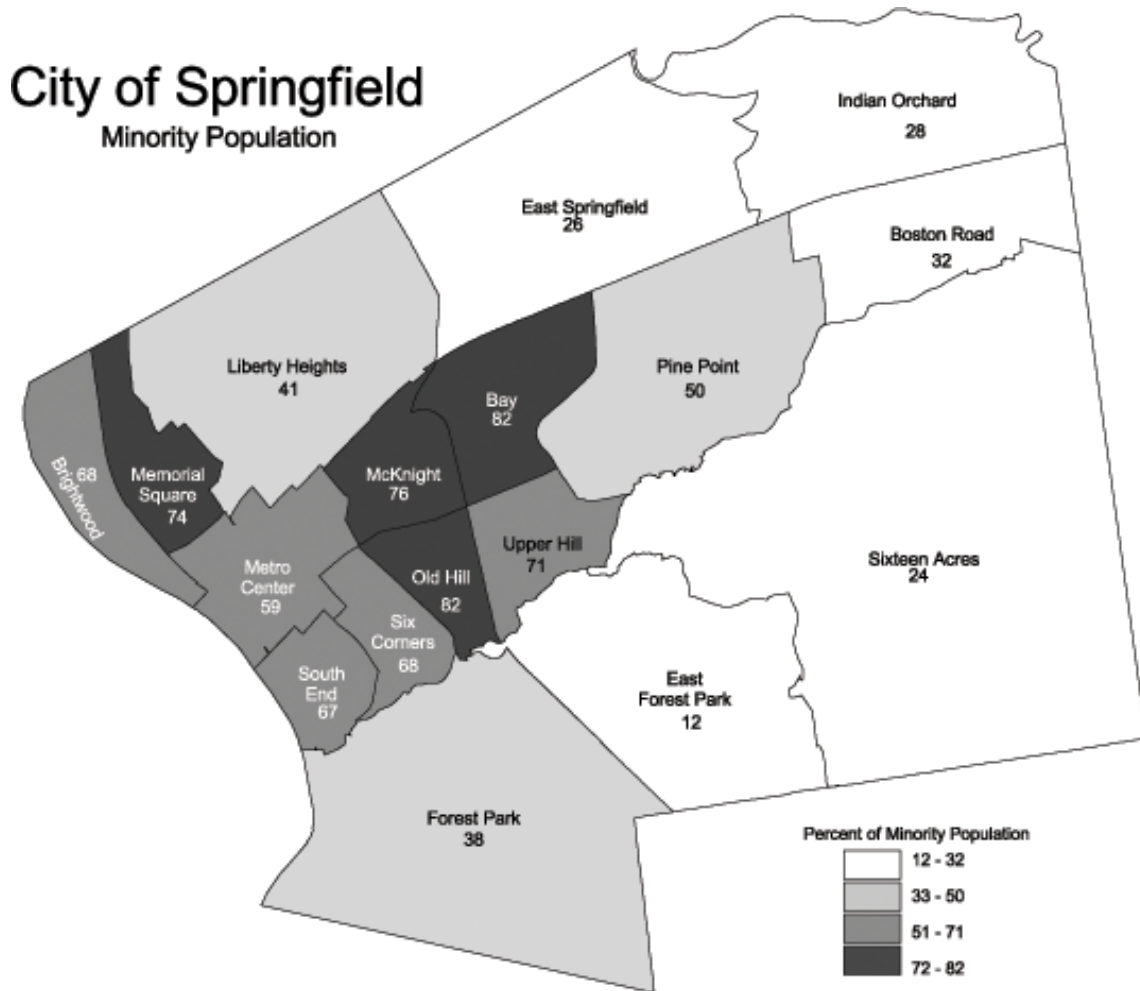
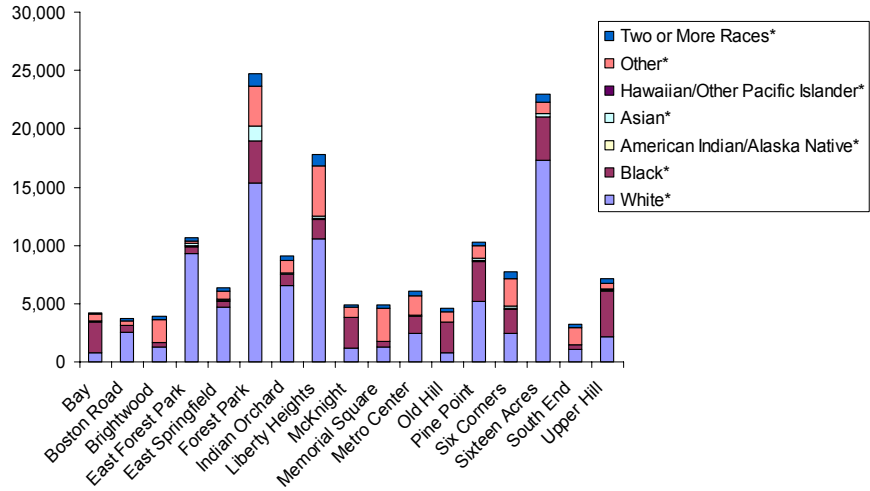


Figure F

Racial Composition of each of Springfield's Neighborhoods in 2000

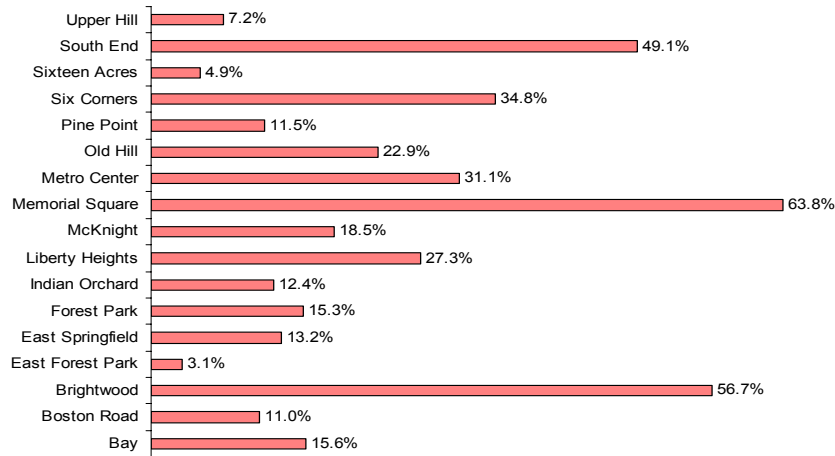


* Includes Hispanic

Source: Springfield Planning Department analysis of the 2000 US Census (Data based on sample and subject to sampling variability.)

Figure G

Hispanic Population in each of Springfield's Neighborhoods in 2000



Source: Springfield Planning Department analysis of the 2000 US Census (Data based on sample and subject to sampling variability.)

Resources will be allocated to maximize the benefits to residents within the targeted areas. Public infrastructure, parks, and public facilities, typically thought of as “the brick and mortar” projects will be exclusively within target neighborhoods. Other expenditures will be targeted towards low to moderate income residents throughout the city. For example, HOME funds will be utilized to directly assist low income households to achieve homeownership, yet developer projects designed to improve housing stock will be predominately within the target areas.

ESG and HOPWA funds are targeted to meet the identified needs of the eligible populations within the geographic area. For ESG, the service area is the City of Springfield. Investments are made in accordance with relative priority and statutory spending caps. HOPWA funds are allocated throughout the EMSA which includes the tri-county area. HOPWA funds are allocated primarily to alleviate the housing cost burden for eligible households.

The establishment of priority needs for all funding sources is undertaken with community stakeholders, constituents, and service providers after a complete analysis of relevant data. While numerous obstacles inhibit the City’s work to meet underserved needs and subpopulations, the two primary obstacles are:

1. Uncoordinated resources from multiple funding sources across various agencies and providers.
2. Insufficient resources to engage and serve special needs subpopulations.

The City will work to overcome these obstacles by advocating for legislative change, when appropriate, hosting forums for special needs persons and providers to receive input on how to improve coordination and communication, and providing technical and financial assistance.

Managing the Process

1. Identify the lead agency, entity, and agencies responsible for administering programs covered by the consolidated plan.
2. Identify the significant aspects of the process by which the plan was developed, and the agencies, groups, organizations, and others who participated in the process.
3. Describe actions that will take place during the next year to enhance coordination between public and private housing, health, and social service agencies.

Program Year 1 Action Plan Managing the Process response:

A collaborative approach was utilized by the City to develop this Consolidated/Action Plan Strategy. With the Office of Community Development as the lead agency, this Consolidated Plan has been completed with the direct involvement of a number of City departments and the State’s Financial Control Board.

City Departments Involved in Development of Consolidated Plan

| | |
|---|------------------------------------|
| Office of Housing & Neighborhood Services | Department of Parks and Recreation |
| Department of Health and Human Services | Department of Economic Development |
| Department of Public Works | Department of Elder Affairs |
| Department of Planning | Code Enforcement Department |
| Buildings Department | |

OCD and other City departments that implement community development programs worked together to solicit input for the City of Springfield’s Action Plan strategy. Outreach included consultations with residents, private industry and non-profit organizations, including Community Based Development Organizations (CBDOs).

The input received from a broad base of organizations enabled the City to identify its community development, housing, homeless and special needs objectives. The consultation with such a diverse constituency is directly responsible for the City’s comprehensive approach to the three core components. The consultation process included recent public hearings, meetings of key City boards and commissions, and regular meetings of community-based organizations and human service providers. More specifically, in developing this Consolidated/Action Plan the City consulted:

Housing Services, Homeless Services

- Service providers including organizations serving sub-populations
 - River Valley Counseling (HIV)
 - New North Citizens Council (Anti-Poverty)
 - Law Consortium (HIV, Low-Income)
 - Western Mass Legal Service (Low-Income)
 - YWCA (Battered Women)
 - Puerto Rican Outreach Center (Veterans)
 - Mental Health Association (Mental health/Dual Diagnosis)
 - Friends of The Homeless (homeless)
 - Mercy Hospital (homeless)
 - Springfield Partner’s (Anti-poverty)

- Private Sector
 - Chamber of Commerce
 - Springfield College
 - Regional Employment Board

- State Agencies
 - Office of Commonwealth Development
 - Department of Transitional Assistance
 - Department of Housing and Community Development

HOPWA Consultation

- Commonwealth’s Department of Public Health
- City of Northampton, MA
- River Valley Counseling
- HIV/AIDS Law Consortium
- Mercy Hospital
- New North Citizen’s Council
- Northern Education Services
- Ryan White Consortium
- Tapestry Health Systems
- Cooley Dickinson Hospital

Social Services

- The Regional Employment Board (REB), the organization that implements workforce development initiatives in the region;
- The New North Citizens Council, an organization that conducts family self – sufficiency programs;
- Holyoke-Chicopee-Springfield Head Start, Inc, which offers early education services throughout the region;
- The City of Springfield’s Department of Adult Education
- The Citywide Violence Prevention Task Force
- The Mayor’s Commission on Youth

Health Services

- Mercy Medical Center
- Baystate Medical Center
- Partners for a Healthy Community
- Willie Ross School for Deaf
- SIDS Association, Springfield Chapter
- American Heart Society, Springfield Chapter
- American Cancer Society, Springfield Chapter
- Northern Education Services
- New North Citizens Council
- The Springfield Health Coalition
- The Massachusetts Department of Public Health, which sends Springfield data extrapolated from its state wide health indices system
- The Massachusetts Office of Emergency Preparedness
- The Executive Office of Health and Human Services

Lead Paint

- The City of Springfield is in regular consultation with the State’s Department of Public Health/Childhood lead Poisoning Prevention Program. As grantees of HUD’s Office of Healthy Homes and Lead Hazard Control, the City interacts monthly with CLPPP staff on public health and targeted abatement activities

Adjacent Government

- The City has submitted the Draft Action Plan to the Director of the Community Service Division at the Massachusetts Department of Housing and Community Development and the Acting Chief of Staff of the Massachusetts Office of Commonwealth Development for review and comment.
- The City also notified and consulted with adjacent units of local government, including the Directors of the Community Development Departments in the cities of Chicopee, Westfield, West Springfield, and Holyoke.

Metro Planning Agencies

- The City of Springfield is an active member of the recognized regional planning agencies, including the Pioneer Valley Planning Commission, West Mass Development Corporation, and the Economic Development Partners.

Through this membership, the City has consulted with these organizations. City staff participate as a member of the Board of Trustees of the “Plan for Progress”, which is the region’s ten year Economic Development Strategy. These monthly Board meetings also serve as forums to exchange information with all of the Economic Development practitioners throughout the Pioneer Valley region.

Public Housing Agencies

- The City of Springfield has been actively engaged with the Springfield Housing Authority during the development of the Consolidated Plan. Of particular interest were the implementation of a voucher program for homeless households and the expansion of the American Dream Down-payment Initiative.
- A regional public housing authority, Housing Allowance Project (HAP), was likewise consulted during the Consolidated Plan development. HAP plays an integral role through its development division, which is a certified CHDO.

The City will continue to solicit input from community development organizations in the area and will on an annual basis in our Annual Action Plan make adjustments to the City’s community development program to reflect the input received.

Citizen Participation

1. Provide a summary of the citizen participation process.
2. Provide a summary of citizen comments or views on the plan.
3. Provide a summary of efforts made to broaden public participation in the development of the consolidated plan, including outreach to minorities and non-English speaking persons, as well as persons with disabilities.

4. Provide a written explanation of comments not accepted and the reasons why these comments were not accepted.

*Please note that Citizen Comments and Responses may be included as additional files within the CPMP Tool.

Program Year 1 Action Plan Citizen Participation response:

Understanding the importance of citizen input, it is the City of Springfield's goal to encourage citizen participation in the development of its annual action plan, particularly from those citizens most affected by community development programs. This Citizen Participation Plan establishes the policies and procedures that the City of Springfield will follow to ensure that participation is as inclusive as possible.

Encouragement of Citizen Participation

The City of Springfield will encourage the input of low moderate income residents by (1) committing to an outreach campaign to generate public interest, (2) conducting a series of public hearings at various stages of the planning process, (3) disseminating information in an accessible and understandable format and (4) creating a formal system to accept and respond to citizen comments, oral testimony and complaints.

To ensure participation among low/moderate income residents and to public housing residents, the City will post notices and summaries of information at neighborhood councils, civic associations, and other places frequently patronized by residents, and the City will conduct hearings at locations within those areas, including at public housing complexes. When possible, the City will utilize the media, i.e., public access channel, radio stations, and computer technology to further its efforts of participation.

The City is committed to making information available and accessible to all interested parties. At a minimum, the City will provide information concerning proposed activities, including amount of assistance, range of activities to be undertaken and the amount that will benefit low/moderate income persons.

Anti Displacement Plan

The City is sensitive to displacement and the effect it has on surrounding areas. Therefore, prior to the commencement of a project funded through the City that could displace a person or persons, the Office of Community Development will consider the overall public benefit(s) of the project and discuss potential alternatives to determine whether the project should move forward. Authorization for displacement will be given only when there is significant public benefit that outweighs the displacement. In the event that displacement will occur, the City will provide the necessary assistance to affected persons to minimize the trauma of displacement. Assistance would include: moving expenses, rental assistance, assistance with identifying other housing, etc. The actual type and level of assistance will be made on a case-by-case basis, but it will be sufficient to ease the transition for the displaced persons.

Publication of Materials/Notices of Hearings

At key element of citizen participation is information. To ensure that the City provides for maximum citizen participation and offers reasonable opportunity for examination and submission of contents, it will:

1. Publish legal notices in the Springfield newspaper at least fourteen (14) days

prior to any public hearings and/or when and where documents will be available for public review. To accommodate non-English speaking residents, the legal notices will also be published in Spanish.

2. Notify a targeted list of organizations and interested parties of the purpose, date, time and place of hearings and public review periods of the Annual Action Plan, any substantial amendments and Performance Reports with an invitation to attend all events. Organizations are encouraged to invite the people they serve. For announcements about the review process, the notification will include a listing of locations where these documents will be made available for review.
3. Utilize the City's web site to publicize public hearings, periods of review, summaries of information, etc.

The City will continually review this policy and will modify accordingly.

Period of Review

The City's Draft Consolidated Plan, Draft Annual Action Plan and any substantial amendments will be made available for public review and comment for at least thirty (30) days prior to submission to HUD. The Performance Report(s) will be made available for public review and comment for at least fifteen (15) days prior to submission to HUD.

These documents will be available for review at multiple locations to increase the likelihood of citizen participation, including the Office of Community Development, 36 Court Street, Room 313; Office of Housing and Neighborhood Services, 1600 East Columbus Avenue, 1st Floor; Department of Health and Human Services; 95 State Street, Central Library, 220 State Street; Springfield Neighborhood Councils, including the: South End Citizens Council, New North Citizens Council, Hungry Hill Senior Center, Pine Point Senior Center, Old Hill Neighborhood Council, Indian Orchard Neighborhood Council.

The executive summary of the Consolidated Plan will be made available on the City's web site.

To further elicit comment, the City offers citizens the opportunity to present testimony at public hearings or, if they prefer, written commentary may be submitted. All citizen input received, either orally or in writing, is incorporated into the City's Action Plan, Substantial Amendments and Performance Reports.

Public Hearings

The City will conduct a series of public hearings to address housing and community development needs during the development of the Consolidated Plan and Annual Action Plan. The City will hold at least two (2) hearings during this phase. These hearings will be held in neighborhoods where the majority of funding will be spent.

In order to receive input on the Draft Annual Action Plan, the City will hold a public hearing during the 30-day comment period. A synopsis of the public comments will be prepared at the conclusion of the 30-day public review period. Senior staff members of the Office of Community Development will review all input and recommend if any modifications should be incorporated into the final version of the Consolidated Plan. All oral and written comments received will be incorporated into the Consolidated Plan/Annual Action Plan, as will minutes of the meetings. If any comments are not accepted, the City will set forth the reasons within its Plan. A public hearing will be held to obtain comments on the City's Performance Reports.

To address the needs of residents with disabilities and language barriers, the City publishes materials in English and Spanish, holds meetings in accessible buildings and utilizes a translator for its Spanish residents during the public hearings.

Application for Funding

City departments provide input on the types of activities that should be addressed with federal funding. Furthermore, in an effort to develop best practices, Community Development officials consult with neighborhood organizations, non-profits, the business and housing community, and city departments regarding input into the Plan. Based upon that input, activities may be proposed for funding by the Commissioner. Where appropriate for the City to utilize area service providers and other potential subrecipients to implement components of this Consolidated Plan, a Request for Proposals (RFP) process will be utilized.

Amendments

Once the final Action Plan has been submitted by the City of Springfield for HUD approval, significant changes to the accepted Plan will require citizen notification and comment. The criteria defining a significant change will include:

- a. activities which will require new goals/objectives for the current fiscal year;
- b. an activity which will require a funding change that exceeds 50% of the approval allocation for that activity.

If these actions occur within the fiscal year of the approved Plan, community development officials will seek public opinion for the proposed change. A notice (published in English and Spanish) will be placed in the local newspaper summarizing the significant change. The City of Springfield will make available at the aforementioned locations information describing the details of the change to the Action Plan. Public input will be solicited for a period of 30-days and reviewed at the conclusion of that time. The proposed change accompanied by a summary of the public comments will be submitted to the HUD regional office for review.

Complaints

Any citizen or interested party that has a complaint regarding the City's process or the policies and procedures concerning the federal programs, or with the content of the documents described within this section, may submit their grievance(s) in writing to the Commissioner of Community Development. The written complaint will be reviewed by appropriate staff. The City will respond to the complainant in a timely manner.

Although the City will accept oral complaints and will address them, it will not respond in writing to such complaint. However, the complainant will be informed of its option to submit a written grievance.

If the complainant is not satisfied with our written response, it will be required to submit further written comment to that effect.

Public Input

During the development of the Action Plan Strategy the City held four (4) public hearings throughout the City to obtain input from residents and prioritize needs. The hearings were organized by the four topics that are the subject of this Strategic Plan. They were:

- **Community & Economic Development** at Indian Orchard Elementary School at 95 Milton Street on Tuesday, January 18 at 6:30PM.

Input received at the hearing included:

- Advertise the availability of tax title properties online
- Encourage residential uses near the new federal courthouse, so the area has a mix of residential and office users.
- Assist the homeless community in a manner that would eliminate the need for a "tent city" near the Classical Condominiums.
- Complete the redevelopment for the former Technical High School on State Street, include residential units in the redevelopment scenario.
- Renovate and convert the dilapidated Carriage House behind the Pioneer Valley Historical Museum into a Welcome Center.
- Develop and implement a plan to improve the south end that includes public infrastructure, housing and commercial space.
- Focus public service efforts involving youth in Springfield to achieve three main goals (1) eliminate gang violence, (2) get guns off the street and (3) support parents.
- Provide technical assistance to and increase funding for programs that support minority-owned micro-enterprises
- Continue to support programs that assist persons who are about to or just have been released from prison.
- Revitalize commercial districts in a manner that better meets the needs of the residents.
- On a per person basis the level of services provided to residents of low and moderate income neighborhoods in Springfield is insufficient: develop an inventory of commercial properties and business in commercial districts throughout the City.

- Increase the availability of education programs for low and moderate income Springfield residents, particularly those for whom English is a second language.
 - Target funding for adult education and training people how to get a job.
 - Target businesses for neighborhood commercial districts
 - Help businesses in incubators remain in the City when they outgrow the incubators
 - Coordinate meeting times so meetings don't overlap.
 - Direct funding toward programs that support low wage workers
 - Use language in request for proposals that indicates a preference for programs that support low wage workers
 - Identify employment alternatives for day laborers
 - Continue to provide funding for senior centers.
 - Combine the Public Service and Citizen Participation contracts for a portion of rent, electric, telephone, insurance, etc. for the Hungry Hill Neighborhood Council into one contract, as they each require separate reports and payment information.
 - Revitalize the Mill River corridor in Forest Park to address deteriorated housing and infrastructure, crime, and illegal dumping, address new development pressures such as the expansion of auto related uses, rehabilitate traffic islands at the intersection of Orange, Locust, Dickinson and Mill Streets, address sewer overflows and odor issues, increase the availability of pedestrian crossings and traffic control along the river corridor, increase awareness of the significant cultural history of the Mill River, and increase owner-occupancy rates for housing in the area.
- **Homeless Populations** at Chestnut Accelerated Middle School at 355 Plainfield Street in the North End on Thursday, January 20 at 6:30PM.

Input received at the hearing included:

- Prevention Services:
 - Expand capacity
 - Information sharing, including updating the United Way First Call directory.
 - Link/partner with schools
 - Coordinate programs and resources between public and private providers, including faith-based programs
 - Provide stabilization services
- Essential Services:
 - Expand capacity
 - Develop partnerships among providers
- Permanent Housing
 - Expand capacity
 - Use the Pathways to Housing/NYC model – “Housing First”
 - Utilize tax title property to create affordable housing
 - Produce affordable housing with set asides for homeless persons and families
 - Share information more effectively
- Transitional Housing
 - ✓ Coordinate housing services
 - ✓ Expand capacity
- Emergency Shelter

- ✓ Expand non-DTA shelters
 - ✓ Expand existing shelter capacity in a manner that will eliminate the need for a “Tent City”
 - ✓ Identify a different location for “Tent City”
- Outreach
 - ✓ Establish additional day centers downtown
 - ✓ Provide more shower, laundry and storage facilities, explore the feasibility of creating a facility like the PATHMall in LA, which is a shopping mall with services for the homeless
 - ✓ Increase and improve information sharing
 - ✓ Create a centralized telephone number that homeless persons or persons at risk of becoming homeless may use when they are seeking services.
- **Special Needs Populations** at the Kasparian Professional Development Center at 60 Alton Street (behind Sci Tech High School) in Pine Point on Tuesday, January 25 at 6:30PM.

Input received at the hearing included:

- Address vision needs of low and moderate income persons in Springfield
- Increase accessibility, including using at least 14 point font on promotional materials and documents for community review
- Target resources toward programs for vision-impaired persons
- On local access channels display information being discussed so persons who are hard of hearing and persons who are vision impaired may access the information.
- Increase the availability of transportation for the frail elderly, particularly for those needed non-emergency medical attention.
- Increase outreach to the elderly population
- Provide more housing options to the elderly
- Publish a list of support groups for special needs populations
- Tax credits and tax breaks for the elderly
- Support and training for caretakers of persons with special needs
- Encourage developers and service businesses to locate retail and other services in low and moderate income neighborhoods; very little is available within walking distance in most areas.
- Educate the public about HIV/AIDS, particularly information about how it is transmitted.
- Increase the availability of support groups and education to the public
- Increase the capacity of the alcohol and drug treatment system.
- **Affordable Housing** at the Gentile Apartments at 85 William Street in the South End on Thursday, January 27 at 6:30PM.
 - Target funding for affordable housing, particularly single family housing, to projects that will also contribute to revitalizing neighborhoods and bringing life back to abandoned buildings and vacant lots.
 - Develop a plan for an area of the city that needs revitalization and had concentrations of abandoned buildings and vacant lots

- Take back abandoned properties that are tax delinquent and make them available for redevelopment through an appropriate process based on careful criteria for redevelopment
- Include architectural criteria to ensure that new buildings are appropriate to the existing streetscapes, building styles and any historic nature of the neighborhood.
- For abandoned rental blocks,
 - ✓ Evaluate which can be saved and which should be demolished.
 - ✓ Establish a pool of funds for demolition activities

The Draft Consolidated Plan and Action Plan were available from Tuesday April 19, 2005 through Friday, May 20, 2005.

Copies of the Draft Consolidated Plan and Annual Action Plan were available at the Office of Community Development, 36 Court Street, Room 313; Office of Housing and Neighborhood Services, 1600 East Columbus Avenue, 1st Floor; Department of Health and Human Services; 95 State Street, Central Library, 220 State Street; Springfield Neighborhood Councils, including the: South End Citizens Council, New North Citizens Council, Hungry Hill Senior Center, Pine Point Senior Center, Old Hill Neighborhood Council, Indian Orchard Neighborhood Council.

A public hearing to obtain comments on the Draft Annual Action Plan was held on Tuesday, April 26th at 6:00 PM in room 220 in City Hall. Feedback received at this hearing included:

[INSERT NOTES HERE]

Additional comments received during the month long review period included:

[INSERT NOTES HERE].

The City made a concerted effort to broaden public participation in the development of the Consolidated Plan, including outreach to minorities and non-English speaking persons as well as persons with disabilities through its print and radio advertisements, accessible hearing locations, focus on persons with special needs at one of the four hearings, and the diverse representation of community organizations and other interested parties on the Community Development Office mailing list.

The City advertised the public hearings in print (Springfield Republican newspaper and the Reminder) and on Spanish language radio stations, including WACM 1490 (Radio Popular) on January 6th; WSPR 1270 (La Power), January 6th; WSTCC 90.7, January 10th), and the City sent notices in English and Spanish to not for profits in the City, existing sub-recipients, members of the business community and other interested parties. The City also utilized its neighborhood councils and libraries to distribute and collect information.

Institutional Structure

1. Describe actions that will take place during the next year to develop institutional structure.

Program Year 1 Action Plan Institutional Structure response:

To implement the City's strategy, the City will utilize private industry, non-profit organizations, including CBDOs, CHDOs, and City departments. The utilization of such a broad base of organizations enabled the City to address its community development, housing, homeless and special needs objectives. However, while the number and abilities of the organizations and departments involved are an institutional strength, the City must constantly works to coordinate the projects and programs. Such coordination is integral to the success of the Plan.

Recently reorganized as a cabinet of departments that includes OCD, OHNS, OED, Planning and Buildings, the City hopes to enhance coordination of the delivery of services and in the development of low-income areas regardless of project funding sources. The major institutional focus will be to increase coordination and communication among all involved parties from the initial concept through project completion.

The delivery system for public housing has experienced significant challenges over the past few years. Plagued by scandal, key long-term managers of the Springfield Housing Authority have resigned. The past Executive Director has been indicted on numerous counts. A federal corruption probe continues.

The Springfield Housing Authority is governed by a five member Board. Four of the Board members are appointed by the Mayor; one by the governor. The City has no role in the SHA's hiring contracting and procurement. The City and the SHA have effectively partnered in the provision of services. Additionally the City annually reviews the SHA's plan for consistency with the City's Consolidated Plan. Through this annual review, the City is able to ensure the PHA's actions are consistent with the Consolidated Plan.

Monitoring

1. Describe actions that will take place during the next year to monitor its housing and community development projects and ensure long-term compliance with program requirements and comprehensive planning requirements.

Program Year 1 Action Plan Monitoring response:

OCD, through its Administration Division, has an established monitoring plan that governs the oversight of all subrecipient and interdepartmental contract agreements including:

Community Development Block Grant (CDBG)
Home Investment Partnership Program (HOME)
Emergency Shelter Grant (ESG)
American Dream Downpayment Initiative (ADDI)
Housing Opportunities for Persons with AIDS (HOPWA)
McKinney-Vento

OCD has contractual agreements with subrecipients of the program funds that require compliance with programmatic statutes and regulations. OCD is responsible for ensuring that subrecipients comply with all regulations governing their administrative, financial and programmatic operations and confirm that the subrecipients are achieving their performance objectives within the contractual schedule and budget and performance measurement system. Per HUD's recommendation, OCD utilizes a coordinated project monitoring process, including coordinated fiscal and program on-site monitoring visits.

Main program files for CDBG funded programs and projects are maintained within OCD's central file system, but the programs and projects are managed by program delivery staff within their respective departments.

In acknowledgment of CPD's recommendation that monitoring functions be consolidated in one location, the Director of Administration and Finance has primary responsibility for long-term compliance with program and comprehensive planning requirements. In addition, OCD staff will oversee the fiscal monitoring of all activities funded through CDBG, HOME, ESG, ADDI, and HOPWA.

OCD monitors CDBG contracts with organizations, and inter-departmental agreements with other City departments. The monitoring process includes these essential components:

a. Progress Reports

All subrecipients are required to submit status reports to their Program Monitor. Reports are reviewed by Program Monitors to ensure that subrecipients are undertaking the activities contained within the Scope of Service and that they have achieved or are making diligent efforts to achieve the goals and objectives contained within the contract.

b. Invoicing

Requests for payment are submitted on a reimbursement basis. The Subrecipient submits a Requisition Form accompanied by all source documentation totaling the amount of the request. Source documentation includes: time sheets, invoices, canceled checks, purchase orders, and other sufficient documentation to justify the expenditures. In addition to source documentation, all requests for payment must include a status/progress report.

The Administrative Division will review the request for payment to determine it is reasonable, appropriate and in accordance with the contract. If source documentation and monitoring are satisfactory, the request will be scheduled for payment. If deficiencies are found, the Subrecipient is notified immediately.

OCD is unable to process any requests for payment that do not include source documentation and a current progress report. Payment is contingent on: 1) expenditures being in accordance with the contract and 2) satisfactory monitoring with no other outstanding issues.

c. Monitoring Schedule

The Compliance Division maintains a master contract schedule to track the dates and results of monitoring for all subrecipients and inter-departmental contracts. The schedule measures each contract against six risk factors.

RISK FACTOR 1: Subrecipient is new to the program

RISK FACTOR 2: Turnover of key staff

RISK FACTOR 3: Prior compliance or performance problems

RISK FACTOR 4: Subrecipient is carrying out a high risk activity (e.g. economic development)

RISK FACTOR 5: Multiple CDBG Contracts for the first time

RISK FACTOR 6: Reports not turned in on time

Any contract not included in the program monitoring schedule is subject to "bench monitoring." This process involves contract scope review and review of monthly report forms and monthly narratives submitted by the subrecipient.

d. On-Site Monitoring

A notification letter is sent to the subrecipient confirming the date and the scope of the monitoring and a description of the information that will be required at the visit.

At the visit the monitor will review project files to verify (1) that the activities undertaken by the subrecipient are appropriate to satisfy the contractual obligations and (2) the accuracy of the information contained within the monthly progress reports, and (3) that the subrecipient is properly administering and implementing the program within federal guidelines. In addition, the Monitor is ensuring that the subrecipient is achieving or making diligent efforts to achieve the goals and objectives stated in the contract.

e. Follow-up

As a follow-up to a monitoring visit, the monitor will send a determination of compliance letter notifying the subrecipient of the monitoring results. The letter will detail the purpose of the visit, provide feedback, and address areas for improvement, if necessary. This letter will be reviewed by the appropriate party prior to being sent to the subrecipient.

If the monitor identified findings, the corrective action will be recommended to the subrecipient. If the monitor has any concerns, specific recommendations will be provided to the subrecipient. The subrecipient will be required to provide to OCD a written response describing how the subrecipient will resolve any findings and correct any deficiency identified in the letter.

Upon receipt of the subrecipient's response to identified findings or concerns, the Monitor will determine if a follow-up site visit is necessary to ensure that (1) corrective action was taken and (2) the agency is now complying and performing in accordance with its contract.

f. Long term Compliance

The City maintains a system to insure the long-term compliance of projects. Through its Division of Administration and Finance, the City maintains the records of all projects which have on-going, long term compliance requirements. These project specific requirements are monitored annually by the appropriate program staff. The annual monitoring may require on-site inspections, a field review of beneficiary/tenant income, and rental structures. Within the Office of Housing and Neighborhood Services, two inspectors are qualified to conduct inspections for housing quality standards. The portfolio of HOME rental projects is inspected annually as part of the project's recertification process.

Lead-based Paint

1. Describe the actions that will take place during the next year to evaluate and reduce the number of housing units containing lead-based paint hazards in order to increase the inventory of lead-safe housing available to extremely low-income, low-income, and moderate-income families.

Program Year 1 Action Plan Lead-based Paint response:

Springfield continues to be defined as a "high risk" community for lead poisoning by the Commonwealth's Department of Public Health. Springfield has a total of 61,172 housing units, of these 36.3% were built prior to 1940. A full 89.9% were built pre-1979 and are therefore likely to contain lead-based products.

Springfield's population of 152,082 includes 20,083 children less than six years of age (Census, and DPH). According to the 2000 U.S. Census, nearly 60% of the City's households are low or moderate income. According to U.S. Census data, there are 7,100 households living in poverty in Springfield or roughly 20% of the population.

The Lead Hazards section of Environmental Defense "Scorecard", which is co-sponsored by the Alliance to End Childhood Lead Poisoning, ranks census tracts by the potential lead hazards. When evaluated by "children under 5 living in poverty" half of the census tracts within the proposed Neighborhood Revitalization Strategy Area rank in the top 50, including the top ranked tract in the state. "Scorecard's" summary of Lead Hazards clearly documents the unmet need.

SUMMARY OF LEAD HAZARDS – CITY OF SPRINGFIELD

| Neighborhood | Number Of Units at High Risk* | Units Built Pre 1950 | Units With Low Income | Children Under 5 Living In Poverty |
|------------------|-------------------------------|----------------------|-----------------------|------------------------------------|
| Sixteen Acres | 216 | 850 | 709 | 344 |
| Six Corners | 730 | 1,800 | 1,200 | 590 |
| Bay | 240 | 700 | 450 | 200 |
| Brightwood | 194 | 650 | 840 | 292 |
| East Springfield | 160 | 1,300 | 300 | 160 |
| Forest Park | 1,282 | 6,330 | 1,828 | 771 |
| Indian Orchard | 314 | 1,770 | 643 | 249 |
| Liberty Heights | 575 | 3580 | 1,350 | 563 |
| McKnight | 380 | 1,100 | 550 | 200 |
| Memorial Square | 301 | 540 | 911 | 410 |
| Metro Center | 530 | 1,330 | 920 | 200 |
| Old Hill | 320 | 910 | 510 | 300 |
| Pine Point | 235 | 1,480 | 650 | 432 |
| South End | 470 | 1,260 | 740 | 341 |
| Upper Hill | 260 | 1,500 | 330 | 270 |
| TOTAL | 6,207 | 25,100 | 11,931 | 5,322 |

Specific actions that the City will undertake to evaluate and reduce the number of housing units with lead based paint hazards include:

1. Evaluation of lead hazards at each housing code inspection. Proposed accomplishment: 500 units.
2. Legal Prosecution of property owners who fail to comply with orders to remediate hazards. Proposed accomplishment: 20 owners.
3. Provision of Lead hazard Controls financing to property owners. Proposed accomplishment: 50 Units.
4. Application to HUD's Office of Healthy Homes and Lead Hazard Control for additional funding and program support.

Specific Housing Objectives

*Please also refer to the Housing Needs Table in the Needs.xls workbook.

1. Describe the priorities and specific objectives the jurisdiction hopes to achieve during the next year.
2. Describe how Federal, State, and local public and private sector resources that are reasonably expected to be available will be used to address identified needs for the period covered by this Action Plan.

Program Year 1 Action Plan Specific Objectives response:

While the City of Springfield has a relatively affordable housing market, the City struggles to meet the housing needs of its low and moderate income residents. Limited household income and an aged housing stock create an enormous demand for safe, affordable housing. The estimated housing needs are characterized by percentage of median income in the charts that follow.

Cost burdens are not the only housing problem experienced by low and moderate income families. Among large related families, issue of overcrowding must be addressed. Among elderly homeowners, the ability to maintain their homes and to make required adaptations is sources of housing problems. According to the 2000 US Census, 5.2 percent of housing units in Springfield have occupancies greater than 1.01 persons per room and 1.7 percent have occupancies greater than 1.51 persons per room. In 2000, 1.3 percent of occupied housing units lacked complete plumbing facilities, 1.1 percent lacked complete kitchen facilities, and 2.3 percent had no telephone service.

In response to the data and in furtherance of the city's core development goals of investing in residents and reducing poverty, the city has prioritized the provision of education and financial assistance to potential homebuyers. Lack of knowledge of the home buying process and savings for down payment and closing cost are well recognized barriers to homeownership. Overcoming these barriers to enable low- and moderate-income households to achieve housing stability while building equity is a priority for the City of Springfield.

In furtherance of the goals identified within the City's Consolidated Plan, the City proposes to undertake the following activities:

- Homebuyer Education/Counseling
- Direct Homebuyer Downpayment Assistance
- Provide rehabilitation financing to existing homeowners
- Increase energy efficiency for existing homeowners
- Redevelop blighting properties into homeownership opportunities
- Produce additional affordable rental units
- Develop special needs housing units
- Provide tenant based rental assistance to homeless and other vulnerable populations
- Evaluate and eliminate lead based paint hazards

| Activity | Source | Accomplishment | Outcome Goals |
|---|--|----------------|---------------|
| Homebuyer Education/Counseling | CDBG Private | Households | 50 |
| Direct Homebuyer Downpayment Assistance | HOME ADDI | Households | 15 |
| Provide rehabilitation financing to Existing homeowners | HOME Other-Private | Units | 15 |
| Increase energy efficiency for existing Homeowners | HOME Other-Public | Units | 200 |
| Redevelop blighting properties into Homeownership opportunities | HOME Other-Public and private | Units | 10 |
| Produce additional affordable rental units | HOME Other-Public and private | Units | 50 |
| Develop special needs housing units | HOME McKinney Other-Public and private | Units | 8 |
| Provide tenant based rental Assistance to homeless and other vulnerable populations | HOME McKinney HOPWA | Households | 35 |
| Evaluate and eliminate lead based Paint hazards | CDBG HOME Other-Public | Units | 500 |

The City reasonably anticipates a variety of federal, state, and local funds to be available to address the identified needs. As each of the pools of funds has its own eligibility and use restrictions, many of the city's housing objectives will require funding from more than one source. Significant sources of funds include private mortgage financing, Low-income Housing Tax Credits, State Housing bond funds, owner's equity, and state energy funds.

Needs of Public Housing

1. Describe the manner in which the plan of the jurisdiction will help address the needs of public housing and activities it will undertake during the next year to encourage public housing residents to become more involved in management and participate in homeownership.
2. If the public housing agency is designated as "troubled" by HUD or otherwise is performing poorly, the jurisdiction shall describe the manner in which it will provide financial or other assistance in improving its operations to remove such designation during the next year.

Program Year 1 Action Plan Public Housing Strategy response:

While the Springfield Housing Authority has not been deemed a "troubled" agency by HUD, it has been the focus of a federal investigation. The resignation of the executive director and additional senior staff have resulted in the need to rebuild the capacity and the public trust in the agency.

The Springfield Housing Authority manages 5,238 units of state and federally subsidized housing that includes 1,009 family, 1,337 elderly and 2,982 rental assistance units.

The agency is currently under interim management with full approval of its primary funding sources (HUD and the Commonwealth Department of Housing and Community Development). The Mayor, in the last two years, has appointed four new commissioners who provide leadership and diligent oversight.

While there has been a period of initial uncertainty, all indicators are that the Springfield Housing Authority is undertaking the necessary management reforms and corrective actions.

The City will continue to support the Springfield Housing Authority in these efforts.

Specifically, the City will encourage residents to participate in homeownership through the provision of tailored education/counseling and direct financial assistance.

Barriers to Affordable Housing

1. Describe the actions that will take place during the next year to remove barriers to affordable housing.

Program Year 1 Action Plan Barriers to Affordable Housing response:

Annually, the Commonwealth of Massachusetts produces an inventory of each communities "Ch. 40B" subsidized housing inventory. The inventory provides percentages of the units within a given city or town which qualify by state definition as subsidized.

| Community | 2000 Census Year Round Housing Units | Total Development Units | Total Subsidized Housing Units (SHI) | Percentage SHI Units |
|------------------|--------------------------------------|-------------------------|--------------------------------------|----------------------|
| Holyoke | 16180 | 3457 | 3402 | 21.0% |
| Springfield | 61001 | 10911 | 10594 | 17.4% |
| Northampton | 12282 | 1470 | 1435 | 11.7% |
| Amherst | 9020 | 1047 | 957 | 10.6% |
| Chicopee | 24337 | 2556 | 2526 | 10.4% |
| East Longmeadow | 5350 | 473 | 405 | 7.6% |
| Longmeadow | 5832 | 425 | 425 | 7.3% |
| Westfield | 15362 | 1064 | 1064 | 6.9% |
| Wilbraham | 5021 | 211 | 211 | 4.1% |
| West Springfield | 12196 | 389 | 389 | 3.2% |

Source: DHCD

Springfield is recognized as having 17.4% of its stock meet the qualifying definition. This ratio exceeds most communities in the region and is the fifth highest ratio in the Commonwealth.

The City will continue to explore the development of affordable housing throughout the region. Over the course of the 2005-2006 Program Year, the City will support a fair housing office, the development of affordable rental housing, and the re-use of tax title property as affordable housing opportunities.

HOME/ American Dream Down payment Initiative (ADDI)

1. Describe other forms of investment not described in § 92.205(b).
2. If the participating jurisdiction (PJ) will use HOME or ADDI funds for homebuyers, it must state the guidelines for resale or recapture, as required in § 92.254 of the HOME rule.
3. If the PJ will use HOME funds to refinance existing debt secured by multifamily housing that is that is being rehabilitated with HOME funds, it must state its refinancing guidelines required under § 92.206(b). The guidelines shall describe the conditions under which the PJ will refinance existing debt. At a minimum these guidelines must:
 - a. Demonstrate that rehabilitation is the primary eligible activity and ensure that this requirement is met by establishing a minimum level of rehabilitation per unit or a required ratio between rehabilitation and refinancing.
 - b. Require a review of management practices to demonstrate that disinvestments in the property has not occurred; that the long-term needs of the project can be met; and that the feasibility of serving the targeted population over an extended affordability period can be demonstrated.
 - c. State whether the new investment is being made to maintain current affordable units, create additional affordable units, or both.

- d. Specify the required period of affordability, whether it is the minimum 15 years or longer.
 - e. Specify whether the investment of HOME funds may be jurisdiction-wide or limited to a specific geographic area, such as a neighborhood identified in a neighborhood revitalization strategy under 24 CFR 91.215(e)(2) or a Federally designated Empowerment Zone or Enterprise Community.
 - f. State that HOME funds cannot be used to refinance multifamily loans made or insured by any federal program, including CDBG.
4. If the PJ is going to receive American Dream Down payment Initiative (ADDI) funds, please complete the following narratives:
- a. Describe the planned use of the ADDI funds.
 - b. Describe the PJ's plan for conducting targeted outreach to residents and tenants of public housing and manufactured housing and to other families assisted by public housing agencies, for the purposes of ensuring that the ADDI funds are used to provide down payment assistance for such residents, tenants, and families.
 - c. Describe the actions to be taken to ensure the suitability of families receiving ADDI funds to undertake and maintain homeownership, such as provision of housing counseling to homebuyers.

Program Year 1 Action Plan HOME/ADDI response:

Forms of Investment

All Forms of investment for the HOME Program during Fiscal year 2005-2006 are described in 92.205(b).

Resale/Recapture provisions

The City of Springfield's HOME Program Recapture provisions for first time homebuyers are as follows:

In the event that the buyer continues to occupy and does not sell or refinance the property within ten (10) years from the date of the Note, the buyer's obligation to repay under the loan shall be null and void. If the buyer continues to own the property but fails to maintain it as a principal place of residence, the entire loan shall be due and payable.

The recapture provisions that are applicable to Project Based Homeowners are as follows:

The City of Springfield utilizes HOME funding to foster and promote homeownership in the City by allocating funds for the rehabilitation of existing houses or new, construction of single family houses to be marketed and sold to first-time homebuyers. These homebuyers must be income eligible under HOME program guidelines and, depending upon the amount of funding that was allocated for a project, must maintain the home as their primary residence to between 5 and 15 years.

To enforce this provision, the City requires all deeds conveying HOME assisted houses contain a deed rider that outlines the specific 'resale/recapture' provisions of the HOME program and allows the buyer to be on notice of their responsibilities upon purchasing the HOME assisted property.

The Recapture Amount shall be defined as the greater of:

- the Assistance Amount reduced by one (fifth, tenth or fifteenth. However long the duration of the deed rider is) for each full year that has elapsed from the date of this Deed Rider until the date of such sale;

OR

- fifty percent (50%) of the amount by which the Net Proceeds exceed the sum of the Grantee's out of pocket costs for the Property including the total amount of principal payments made, the cost of any capital improvements made to the Property.

The assistance amount shall be defined as the difference between fair market value as determined by the appraisal performed at the time the owner first acquired the property and sale price that the owner acquired the property for.

Refinancing

The City of Springfield does not use HOME funds for refinancing.

ADDI

The City of Springfield's American Dream Downpayment Initiative will provide downpayment, closing cost, and rehabilitation assistance to eligible first-time homebuyers.

The homebuyers must have incomes at or below 80% of the area median income, adjusted for household size. The assistance amount shall be a minimum of \$5,000.00 for the downpayment and closing costs portion. Additional assistance is available for rehabilitation if the property needs repairs. The portion used for rehabilitation assistance will be used to remediate lead paint hazards or to make other repairs so that the property meets Housing Quality Standards.

The assistance is in the form of a 0% deferred payment loan with no payments due unless the homebuyer sells or refinances before ten years, as long as the homebuyer remains in compliance with program guidelines.

The City will target residents of the local public housing developments and families who receive Section 8 housing assistance for the ADDI program.

The City will conduct outreach to the local housing agencies who administer the Section 8 housing certificates for participants in the "Section 8 for Homeownership Program".

The City's ADDI program will provide the downpayment, closing cost, and rehabilitation assistance for eligible "Section 8 for Homeownership Program" participants who are purchasing their first home.

The City's ADD I program requires that home buyers participate in pre-purchase education to learn about the responsibilities that accompany homeownership. In addition, the City's program requires an affordability review to determine whether the homebuyer's income/debt can support the purchase. The City also does an inspection of the property to ensure that repairs and maintenance will not burden the first-time homebuyers.

HOMELESS

Specific Homeless Prevention Elements

*Please also refer to the Homeless Needs Table in the Needs.xls workbook.

1. Sources of Funds—Identify the private and public resources that the jurisdiction expects to receive during the next year to address homeless needs and to prevent homelessness. These include the McKinney-Vento Homeless Assistance Act programs, other special federal, state and local and private funds targeted to homeless individuals and families with children, especially the chronically homeless, the HUD formula programs, and any publicly-owned land or property. Please describe, briefly, the jurisdiction's plan for the investment and use of funds directed toward homelessness.
2. Homelessness—In a narrative, describe how the action plan will address the specific objectives of the Strategic Plan and, ultimately, the priority needs identified. Please also identify potential obstacles to completing these action steps.
3. Chronic homelessness—The jurisdiction must describe the specific planned action steps it will take over the next year aimed at eliminating chronic homelessness by 2012. Again, please identify barriers to achieving this.
4. Homelessness Prevention—The jurisdiction must describe its planned action steps over the next year to address the individual and families with children at imminent risk of becoming homeless.
5. Discharge Coordination Policy—Explain planned activities to implement a cohesive, community-wide Discharge Coordination Policy, and how, in the coming year, the community will move toward such a policy.

Program Year 1 Action Plan Special Needs response:

The City of Springfield anticipates the use of significant public and private resources to address homeless needs and to prevent homelessness. The most significant of these resources are the federal McKinney Vento funds and funding through the federal Department of Health and Human Services. Those two largest sources of funds prohibit assisting at-risk households so projects designed to prevent homelessness are reliant upon Emergency Shelter Grant and Community Development Block Grant funds. Unfortunately ESG and CDBG have regulatory restrictions on the amount of funds which can be used for prevention activities.

| PROJECTED HOMELESS FUNDING-Fiscal Year 2005-2006 | | |
|---|-----------|---------------------|
| Emergency Shelter Grant-ESG | \$ | 189,149.79 |
| HOME Grant – TBRA | \$ | 200,000.00 |
| Community Development Block Grant-CDBG | \$ | 237,243.62 |
| McKinney | \$ | 1,207,509.07 |
| Health & Human Services/Health Care | \$ | 1,529,383.00 |
| TOTAL | \$ | 3,196,768.02 |

In addition to the funds detailed above, each of the homeless service providers is required to demonstrate other public or private funds targeted to provide services to eligible households. McKinney funds require a 20% match; ESG requires a 100% match. A conservative estimate of the funds matched and leverage to support homeless programs within the City would exceed \$1,000,000 annually.

In keeping with HUD’s priority of ending chronic homelessness, the city of Springfield has highly prioritized housing and services to this sub-population. Within the January 2005 enumeration, a total of 112 chronically homeless individual were identified. The CoC has identified the creation of permanent supportive housing including a “housing first” model as a high priority.

The City has continued to work on homeless prevention in partnership with property-owners, the legal community, service providers, and the Western Mass Housing Court. Through these coordinated efforts, the CoC has developed two innovative prevention programs. Continued support for these model programs and exploration of additional opportunities to stabilize at-risk households is a high priority.

The City of Springfield has accepted the Inter-agency Council on Homelessness’s goal of the creation of a Ten Year Plan to End Chronic Homelessness. The City has expanded its original intent and has undertaken the development of a plan to reduce homelessness city-wide. The effort which actively involves private businesses, City officials, providers, the faith-based community, homeless persons, foundations, and educational institutions has completed preliminary work. The draft of the committees recommendations are anticipated by July 05.

The priorities identifies within the Consolidated Plan will be furthered through the direct operation of the following projects. While the operation of these programs will result in measurable outcomes in reducing homelessness and increasing residential stability, the remaining obstacles include:

1. lack of sufficient resources, especially for prevention activities
2. coordination among providers and housing/property owners
3. lack of rental subsidies to support very-low income households

Chronic Homeless

In January of 2005, the city coordinated a homeless enumeration of singles and families both shelter and unsheltered. As part of the enumeration, the city collected data on a number of factors including chronic homeless, utilizing HUD's definition of "chronic homelessness" of "...a chronically homeless person is an unaccompanied disabled individual who has been continuously homeless for over one year". The enumeration of chronic homeless was viewed as essential in the city’s efforts to eliminate chronic homelessness within the next 10 years.

The below chart shows specific future-oriented goals to end chronic homelessness.

| Goal: End Chronic Homelessness | Action Steps | Responsible Person/Organization | Target Dates |
|---|---|--|-----------------------|
| Goal 1: To complete the creation of a Ten-Year Plan to End Chronic Homelessness | 1) Convene on-going meetings of Ten-Year Planning Committee. | 1) Committee under leadership of Chair. Chamber of Commerce Executive Director | 1) Monthly until 1/05 |
| | 2) Achieve consensus on objectives and required actions. | 2) Ten-Year Planning Committee | 2) 1/05 |
| Goal 2: Utilizing baseline data on chronic homeless, identify housing and service needs required to address chronic homelessness. | 1) Conduct needs assessment utilizing recent Point-in-Time Count. | 1) COC members. | 1) 9/04 |
| | 2) Quantify needs for planning and resource allocation. | 2) City through Office of Housing & Neighborhood Services. | 2) 2/05 |
| | 3) Commit resources within Consolidated Plan | 3) City | 3) 6/05 |
| Goal 3: Expand availability of appropriate housing units through the development of additional permanent supportive housing. | 1) Establish permanent supportive housing as a priority for City administered funding resources (HOME, HOPWA, LHEAP). | 1) Office of Housing | 9/04 |
| | | 2a) Mental Health Association. | 10/04 |
| | 2) Obtain mainstream resource commitment for required services. | 2b) Catholic Charities. | 2/05 |
| | | 3a) Mental Health Association. | 7/05 |
| | 3) Undertake development of housing units. | 3b) Catholic Charities. | 12/05 |

In the next year, the city will undertake the following activities towards eliminating chronic homelessness:

1. completion of a city-endorsed plan to end chronic homelessness
2. expansion of housing models targeted to chronic singles
3. improved access at various point of continuum of care for chronic homeless persons to obtain services without delay

Barriers in the accomplishment of these objectives and therefore in the elimination of chronic homelessness include:

1. Lack of low demand permanent housing
2. Lack of coordinated services to address the complex needs of this sub-population
3. Chronic homeless persons difficulty in accessing mainstream services for a variety of reasons including lack of stable address, lack of required documentation, and lack of follow-through.

Prevention Activities

The City’s homeless prevention strategy encompasses three strategic areas: the support for very low and low income household, direct prevention activities for households at imminent risk, and reduction in housing cost burden for renter households.

Discharge Coordination Policy

In recognition that effective discharge planning must be coordinated at the state level, the COC initiated its involvement in evaluating and revising (as needed) the existing state discharge policies.

Although the Commonwealth has an on-going practice of evaluating its systems, the COCs across the Commonwealth were invited to participate in a series of policy meetings. The Commonwealth has worked and continues to work to develop effective policies to prevent discharge from institutions and health care facilities that result in homelessness. This commitment continues.

The Commonwealth provides for appropriate discharge planning across programs through the inclusion of discharge specifications in contracts. The state’s Operational Services Division, the agency responsible for overseeing the Massachusetts Purchase of Service system has developed discharge planning specifications for Request for Proposals (the method for state procurement of services including all human services). The language aims to ensure consistency in discharge planning among vendors and to establish an effective discharge planning policy and system statewide.

While the state’s procurement and contracting process has improved discharge planning, the COC’s interest was in the local implementation. The COC in collaboration with the Commonwealth has begun the process of evaluating existing systems. In the upcoming year, the city of Springfield through the CoC will participate in the evaluation of discharge practices of public systems of care

Transition plan is reviewed by a multi-disciplinary team. A case manager facilitates the transition to a Community Resource Center once the individual is released.

In addition to the work done at the State level, the Springfield COC has initiated policy meetings with the Hampden County Sheriff’s office. These meetings have resulted in the development of units by the Sheriff for releases. Further work with the Hampden County Sheriff will continue.

While progress has been made, the COC and the Commonwealth have made a commitment to continue to revise and improve the existing discharge system. Towards that end of series of policy meetings have been scheduled at which all relevant Commonwealth Departments and COCs will participate.

| | Unsheltered | Emergency Shelter | Transitional Housing |
|-------------------------|-------------|-------------------|----------------------|
| A. Homeless Individuals | 29 | 260 | 140 |
| B. Homeless Families | 3 | 33 | 43 |
| # of Adults in Families | 6 | 34 | 51 |

| | | | |
|---------------------------|----|-----|-----|
| # of Children in Families | 10 | 61 | 77 |
| C. TOTAL Households (A+B) | 32 | 293 | 183 |

Emergency Shelter Grants (ESG)

(States only) Describe the process for awarding grants to State recipients, and a description of how the allocation will be made available to units of local government.

Program Year 1 Action Plan ESG response:

Not Applicable.

COMMUNITY DEVELOPMENT

Community Development

*Please also refer to the Community Development Table in the Needs.xls workbook.

1. Identify the jurisdiction's priority non-housing community development needs eligible for assistance by CDBG eligibility category specified in the Community Development Needs Table (formerly Table 2B), public facilities, public improvements, public services and economic development.
2. Identify specific long-term and short-term community development objectives (including economic development activities that create jobs), developed in accordance with the statutory goals described in section 24 CFR 91.1 and the primary objective of the CDBG program to provide decent housing and a suitable living environment and expand economic opportunities, principally for low- and moderate-income persons.

*Note: Each specific objective developed to address a priority need, must be identified by number and contain proposed accomplishments, the time period (i.e., one, two, three, or more years), and annual program year numeric goals the jurisdiction hopes to achieve in quantitative terms, or in other measurable terms as identified and defined by the jurisdiction.

Program Year 1 Action Plan Community Development response:

The City's priority non-housing community development needs may be grouped into three main categories.

1. Human Capital: Invest in residents to enable people at all income levels to lead healthy, productive lives. Offer support to households and build capacity of community-based organizations to better support vulnerable populations.

Based on Springfield's poverty rate and the severity of unmet needs expressed by residents in the public hearings held in various sections of the city, funding directed toward human-capital related programs and projects will yield significant and positive community outcomes. The three priority areas identified through the Consolidated Planning process are youth services, senior services, and disabled persons. Primary among these three priorities is the need to improve the

educational and health outcomes of youth who are living in the proposed NRSA area.

In this category CDBG and other funds will be directed toward additional programs, including those that serve homeless persons, single parent families seeking affordable childcare, and programs for individuals with insufficient or no health insurance coverage. Funding will also be used to improve the efficacy of the outreach conducted and programs implemented by neighborhood groups for low and moderate income persons

2. Neighborhoods: Enhance the quality of life in Springfield's low and moderate income neighborhoods including, public places, infrastructures, and housing stock. Ensure neighborhoods are good places to live, work and recreate.

Funding allocated pursuant to this category will contribute toward the cost of rebuilding parks and recreational areas, the reconstruction of crumbling roads and sidewalks, and the clearance and demolition of dilapidated and blighted structures in low and moderate income neighborhoods. Funds utilized to support programs and projects in this category will also be directed toward additional programs and projects, including housing rehabilitation programs, code enforcement activities and homeownership and lead paint removal assistance programs.

3. Economic Development: Expand economic opportunities, especially employment opportunities, for low and moderate income residents through efforts to attract, retain and expand small businesses in neighborhood business districts and larger commercial and industrial establishments throughout the City.

This assistance will be in the form of improvements to the physical conditions of neighborhood commercial districts, the provision of technical assistance to businesses located or seeking to locate in these districts and support for projects that will lead to the creation of jobs for the low and moderate income people residing in these neighborhoods.

As part of attraction and retention efforts and the technical assistance provided to growing neighborhood businesses, programming and project goals will be geared toward meeting the needs of residents in low and moderate income neighborhoods who are disproportionately burdened by lack of access to basic businesses and services in their neighborhood commercial districts, including supermarkets, dry-cleaners, full service banks and non-fast food restaurants.

The following chart identifies the relative priority of community development activities identified for the consolidated plan period. Planning, program administration, and HOPWA-specific activities have not been included in these tables.

1) Invest in Residents "Human Capital"

| Activity | Matrix Code | Priority | Fund Source |
|------------------------------------|-------------|----------|--------------|
| Public Facilities and Improvements | 3 | M | CDBG, Public |
| Senior Centers | 03A | M | CDBG, Public |

| | | | |
|--|-----|---|-----------------------|
| Homeless Facilities | 03C | H | ESG, Private, Public |
| Youth Centers | 03D | M | Private |
| Parks, Recreational Facilities | 03F | H | CDBG, Private, Public |
| Public Services (General) | 5 | H | CDBG, Private, Public |
| Senior Services | 05A | H | CDBG, Private, Public |
| Handicapped Services | 05B | H | CDBG, Private, Public |
| Youth Services | 05D | H | CDBG, Private, Public |
| Substance Abuse Services | 05F | M | CDBG, Private, Public |
| Battered and Abused Spouses | 05G | M | CDBG, Private, Public |
| Employment Training | 05H | M | CDBG, Private, Public |
| Fair Housing Activities | 05J | M | CDBG, Private, Public |
| Childcare Services | 05L | M | CDBG, Private, Public |
| Health Services | 05M | H | CDBG, Private, Public |
| Mental Health Services | 05O | M | Private, Public |
| CDBG Non-profit Organization Capacity Building | 19C | H | CDBG, Private, Public |

In order to achieve these goals, the City has allocated the following funding to the following activities.

| Activity | Funding Level |
|--|---------------|
| AIDS Outreach Workers | \$ 33,749.35 |
| Homeless Services | \$ 52,679.70 |
| Mediation Services | \$ 33,841.73 |
| Fair Housing | \$ 56,751.79 |
| Domestic Violence Prevention Program | \$ 28,953.45 |
| Multi-Component Educational Program for Boys | \$ 7,500.00 |
| Therapeutic Recreation | \$ 108,120.00 |
| Emergency Heating Assistance | \$ 15,000.00 |
| AT Risk Homeless | \$ 150,000.00 |
| Senior Center | \$ 5,000.00 |
| Homeless Meals Program | \$ 90,000.00 |
| Adult Education Program | \$ 30,000.00 |
| Culinary Arts Training Program | \$ 30,000.00 |
| After School and Summer Fun Club | \$ 20,000.00 |
| Elderly Case Management Program | \$ 17,000.00 |
| Loaves and Fishes Soup | \$ 20,000.00 |
| Senior Center | \$ 9,000.00 |
| Latino Employment Assistance Program | \$ 35,000.00 |
| Education, GED & Job Readiness for Latinos | \$ 22,000.00 |
| Bridging the Gap | \$ 10,000.00 |
| Teens for AIDS Prevention | \$ 5,000.00 |
| Summer Program | \$ 25,000.00 |
| Visually Impaired Elders | \$ 5,000.00 |
| Safe Summer Streets | \$ 9,000.00 |
| Academic & Athletic Recreational Program | \$ 9,000.00 |
| Recreational Program | \$ 175,000.00 |
| Springfield Fair Lending and Counseling | \$ 5,000.00 |
| Youth Development Program | \$ 20,000.00 |
| After School Recreation Program | \$ 5,000.00 |
| Indian Orchard Unit | \$ 8,000.00 |
| Summer Youth Development | \$ 10,000.00 |
| Employment & Training Program | \$ 75,000.00 |
| Hampden County Daycare Alliance | \$ 8,000.00 |

Human Capital – cont.

| | | |
|-------------------------------------|----|------------|
| Infant Mortality Prevention Program | \$ | 15,000.00 |
| Youth Leadership Program | \$ | 10,000.00 |
| Youthbuild | \$ | 20,000.00 |
| Homeless Shelter Operations | \$ | 58,000.00 |
| Homeless Essential Services | \$ | 32,000.00 |
| Homeless Prevention | \$ | 51,000.00 |
| HOPWA | \$ | 522,700.00 |

2) Neighborhood Enhancement

| ACTIVITY | Matrix Code | Priority | Fund Source |
|--|-------------|----------|-----------------------|
| Acquisition of Real Property | 1 | M | CDBG, Public |
| Disposition | 2 | H | CDBG, Private |
| Parks, Recreational Facilities | 03F | H | CDBG, Public, Private |
| Street Improvements | 03K | H | CDBG, Public |
| Sidewalks | 03L | M | Public |
| Tree Planting | 03N | M | Public |
| Clearance and Demolition | 4 | H | CDBG, Public |
| Homeownership Assistance | 05R | H | CDBG, HOME |
| Direct Homeownership Assistance | 13 | H | HOME |
| Rehab; Single Unit Residential | 14A | H | HOME, Public, Private |
| Rehab; Multi Unit Residential | 14B | H | HOME, Public, Private |
| Acquisition | 14G | H | HOME, Public, Private |
| Lead Based/Lead Hazard Test/Abatement | 14I | H | HOME, Public |
| Code Enforcement | 15 | H | CDBG, Public |
| Residential Historic Preservation | 16A | M | CDBG, HOME |
| CDBG Operation and Repair of Foreclosed Property | 19E | H | CDBG |

In order to achieve these goals, the City has allocated the following funding to the following activities.

| Neighborhood Enhancement | |
|---------------------------------------|---------------|
| Activity | Funding Level |
| Homebuyer Assistance | \$ 50,000.00 |
| Tenant Based Rental Assistance | \$ 200,000.00 |
| Project Based Homeownership | \$ 663,081.90 |
| Rental Production | \$ 769,181.00 |
| American Dream Downpayment Initiative | \$ 49,988.00 |
| Park Improvements | \$ 80,000.00 |
| Public Facilities | \$ 27,350.00 |
| Sheriff's Program | \$ 120,000.00 |
| Vacant Lot Clean up | \$ 268,903.66 |
| Board & Secure | \$ 6,000.00 |
| Public Safety | \$ 155,250.00 |
| Code Enforcement | \$ 265,500.00 |
| Graffiti | \$ 20,000.00 |
| Acquisition/Disposition | \$ 136,000.00 |
| Neighborhood Capital Projects | \$ 125,000.00 |
| Neighborhood Development | \$ 112,000.00 |
| Planter Program | \$ 35,000.00 |
| Stabilization | \$ 50,000.00 |
| Heartwap | \$ 137,000.00 |

3) Economic Development

| ACTIVITY | Matrix Code | Priority | Fund Source |
|---|--------------------|-----------------|-----------------------|
| Disposition | 2 | H | CDBG, Private, Public |
| Clearance and Demolition | 4 | M | CDBG, Private, Public |
| Clean-up of Contaminated Sites | 04A | H | CDBG, Private, Public |
| Relocation | 8 | M | Public |
| CI Land Acquisition/Disposition | 17A | H | CDBG, Private, Public |
| CI Infrastructure Development | 17B | H | CDBG, Public |
| CI Building Acquisition, Construction, Rehabilitation | 17C | M | CDBG, Private, Public |
| Other Commercial/Industrial Improvements | 17D | M | CDBG, Private, Public |
| Direct Financial Assistance to For-Profits | 18A | M | CDBG, Private, Public |
| ED Technical Assistance | 18B | H | CDBG, Private, Public |
| Micro-Enterprise Assistance | 18C | H | CDBG, Private, Public |

In order to achieve these goals, the City has allocated the following funding to the following activities.

| Economic Development | |
|--|----------------------|
| Activity | Funding Level |
| Relocation | \$ 40,000.00 |
| Business Assistance | \$ 35,000.00 |
| Technical Assistance to Businesses in I.O. | \$ 32,500.00 |
| Technical Assistance Program | \$ 100,000.00 |
| Technical Assistance | \$ 32,500.00 |

Antipoverty Strategy

1. Describe the actions that will take place during the next year to reduce the number of poverty level families.

Program Year 1 Action Plan Antipoverty Strategy response:

The City of Springfield like most cities in the Commonwealth of Massachusetts is faced with an alarming high percentage of families living on or below the poverty level as defined by the office of Management and Budget, which is revised annually.

In Springfield, almost 27% of households live in poverty (\$15,020 for a family of three in 2002). Over a third (33.9%) of children under 18 live in poverty, giving the City one of the highest child poverty rates in the state (Census 2000). The rate is higher for Latino families, with 58% of children under 18, and 74% of Children under five living in poverty. Of all household types, single-parent households headed by women are the poorest, with 62% with children under age five living in households with poverty-level incomes. In addition 87% of students in the City's Public Schools are classified as low income.

There continues to be a strong connection between the issue of literacy (early childhood education, k-12, and adult education) and the incidence of poverty. Many poor families are headed by parents who have not finished high school, and cannot compete for better-paying jobs. In Springfield, 26.6% of adults age 25 and over have not completed high school or earned a GED; only 15.4% have earned a bachelor's degree. Without further education, many low-income parents are unlikely to earn incomes that will support their families. According to the Commonwealth MassINC "The State of the American Dream in Massachusetts, 2002" there is a strong relationship between people's literacy skills and their success in today's economy.

By directing its resources to those areas hardest hit by poverty as defined by the Neighborhood Revitalization Strategy Area (NRSA), the City will aggressively engaged in the following ways to reduce the poverty levels for families:

- The city will look to stabilize and enhance existing businesses and assist in growing new ones in commercial districts that are not meeting the needs of residents of low and moderate income.
- Insure complete compliance with the provision of section 3 of the Housing and Urban Development (HUD) Act of 1968 that helps foster local economic development, neighborhood economic improvement, and individual self-sufficiency. Assuring to the greatest extent feasible to provide job training, employment, and contracting opportunities for low- or very-low income residents in connection with projects and activities in their neighborhoods.
- Provide funding of basic education, vocational, and employment training for homeless and low income families to increase employment opportunities in living wage jobs.
- Support resident-based initiatives that result in low-income households having ownership over real estate and small businesses.

- Utilize HOME assistance to permit low-income households to achieve sustainable homeownership thereby creating wealth through equity.

Specific steps that will be taken during the upcoming year in our action plan to carry out the anti-poverty strategy:

- Direct resources to those areas hardest hit by poverty as Defined by the Neighborhood Revitalization Area (NRSA).
- Utilize the services of the Planning Dept. and Neighborhood Services Division to gather data about existing businesses in the Neighborhood Revitalization Strategy Area (NRSA). The data will be used to identify deficiencies and needs of existing businesses which will then be addressed by a series of technical assistance workshops. This data will also be used to identify specific small business needs, opportunities for public and private lending, marketing of the commercial districts and gaps in business services. This information will also be helpful in it's collaboration with Federal and State agencies.
- Work closely with the Office of Economic Development in expanding the Technical Assistance Program (TAP) to start up, small and micro-enterprise businesses, in NRSA Commercial Districts. These efforts will assist in the creation of employment opportunities for residents.
- The City will continue to work with successful efforts in the area of housing rehabilitation and first time homebuyers program.

The City will continue its commitment of support and resources through CDBG Public Service funding to our community partnerships who are providing an array of programs for the youth and the adult members of our community.

NON-HOMELESS SPECIAL NEEDS HOUSING

Non-homeless Special Needs (91.220 (c) and (e))

*Please also refer to the Non-homeless Special Needs Table in the Needs.xls workbook.

1. Describe the priorities and specific objectives the jurisdiction hopes to achieve for the period covered by the Action Plan.
2. Describe how Federal, State, and local public and private sector resources that are reasonably expected to be available will be used to address identified needs for the period covered by this Action Plan.

Program Year 1 Action Plan Specific Objectives response:

Elderly Living Alone

| Neighborhood | 65 + Living alone | Total Population | Percent |
|----------------------------|-------------------|------------------|-------------|
| Six Corners | 164 | 7688 | 2.13% |
| Bay | 94 | 4246 | 2.21% |
| Old Hill | 117 | 4557 | 2.57% |
| McKnight | 166 | 4881 | 3.4% |
| Memorial Square | 166 | 4889 | 3.4% |
| South End | 111 | 3223 | 3.44% |
| Brightwood | 183 | 3936 | 4.65% |
| City of Springfield | 6841 | 152,082 | 4.5% |

Source: 2000 Census

Youth Living in Poverty

| Neighborhood | < 18 Below Poverty Level | Total Population | Percent |
|----------------------------|--------------------------|------------------|-------------|
| Old Hill | 896 | 4557 | 19.66 |
| McKnight | 828 | 4881 | 16.96 |
| Memorial Square | 1347 | 4889 | 27.55 |
| South End | 701 | 3223 | 21.75 |
| Brightwood | 619 | 3936 | 15.73 |
| Bay | 740 | 4246 | 17.43 |
| Six Corners | 1473 | 7688 | 19.16 |
| City of Springfield | 14,637 | 152,082 | 9.62 |

Source: 2000 Census

| Special Needs Category | Housing | Supportive Services |
|---------------------------------|---------|---------------------|
| Elderly and Frail Elderly | M | H |
| Disabled (Develop. or Physical) | M | H |
| Persons w/ HIV/AIDS | H | M |
| Youth w/ HIV/AIDS | H | M |

Housing Opportunities for People with AIDS

*Please also refer to the HOPWA Table in the Needs.xls workbook.

1. Provide a Brief description of the organization, the area of service, the name of the program contacts, and a broad overview of the range/ type of housing activities to be done during the next year.
2. Report on the actions taken during the year that addressed the special needs of persons who are not homeless but require supportive housing, and assistance for persons who are homeless.
3. Evaluate the progress in meeting its specific objective of providing affordable housing, including a comparison of actual outputs and outcomes to proposed goals and progress made on the other planned actions indicated in the strategic and action plans. The evaluation can address any related program adjustments or future plans.
4. Report on the accomplishments under the annual HOPWA output goals for the number of households assisted during the year in: (1) short-term rent, mortgage and utility payments to avoid homelessness; (2) rental assistance programs; and (3) in housing facilities, such as community residences and SRO dwellings, where funds are used to develop and/or operate these facilities. Include any assessment of client outcomes for achieving housing stability, reduced risks of homelessness and improved access to care.
5. Report on the use of committed leveraging from other public and private resources that helped to address needs identified in the plan.
6. Provide an analysis of the extent to which HOPWA funds were distributed among different categories of housing needs consistent with the geographic distribution plans identified in its approved Consolidated Plan.
7. Describe any barriers (including non-regulatory) encountered, actions in response to barriers, and recommendations for program improvement.
8. Please describe the expected trends facing the community in meeting the needs of persons living with HIV/AIDS and provide additional information regarding the administration of services to people with HIV/AIDS.
9. Please note any evaluations, studies or other assessments that will be conducted on the local HOPWA program during the next year.

Program Year 1 Action Plan HOPWA response:

The City of Springfield has allocated HOPWA resources to the following agencies for the following activities:

1. River Valley Counseling Center will to provide tenant-based rental assistance and intensive support services for 20 households. River Valley has been providing support services to individuals for more than 50 years. Initially focusing on mental health issues, River Valley has grown and has adjusted its

focus to keep in step with the ever changing landscape of health issues facing underserved populations today. River Valley has been providing HIV related housing services for more than 15 years. Through this funding, River Valley will provide housing and support services to HIV positive individuals, assisting with search and placement in decent affordable housing.

2. HIV/AIDS Law Consortium will provide legal assistance, advocacy, and small group workshops to clients and case managers on issues of discrimination in housing and benefits. The Law Consortium will provide legal services to 150 households. The Law Consortium’s mission is to ensure access to legal services for individuals and families effected by HIV/AIDS and to educate both the legal community and the community at-large about the legal rights of these individuals and families. The Consortium advocates on behalf of people with HIV/AIDS to assure their legal and human rights are preserved.

3. New North Citizen' Council's Springfield Housing Opportunities for People with AIDS will provide support services, housing search and information, and short-term assistance to households impacted by HIV/AIDS. The program will provide services to 20 households. The New North Citizen' Council (NNCC) has been a neighborhood association for more than 30 years, providing residents with quality support and social services and citizen's advocacy from a neighborhood perspective. It is a multi-service agency with an annual operating budget of over \$4 million. Through this funding the NNCC will assist individuals and the families of individuals living with the AIDS virus to secure safe affordable housing through information, counseling and short-term rental assistance.

4. Cooley Dickinson Hospital's Supportive Housing Program – Housing Services of AIDS Care will provide tenant-based rental assistance and support services to 14 households. Cooley-Dickinson Hospital (CDH) is a non-profit, 501(c)(3) community hospital serving individuals from Hampden Hampshire and Franklin County. CDH operates several programs that serve individuals living with the HIV/AIDS virus as well as providing the necessary support services to these same individuals and their familie./.. CDH operates HIV/AIDS outreach centers, HIV Prevention and Education Programs as well as operating one of the state’s six Centers for Health Communities which serves all of Western Massachusetts. Under this funding allocation, CDH will continue to assist HIV/AIDS positive individuals with safe affordable hosing options.

The following chart illustrates the services to be provided and the goals for each HOPWA Activity.

| Organization | Service Classification | Performance Measure | Outcome Goals |
|----------------------------|------------------------|---------------------|---------------|
| HIV/AIDS Law Consortium | Services | Households | 150 |
| Cooley-Dickinson | TBRA | Households | 14 |
| New North Citizens Council | Shallow Subsidy | Households | 20 |
| River Valley | TBRA | Households | 20 |

Specific HOPWA Objectives

Describe how Federal, State, and local public and private sector resources that are reasonably expected to be available will be used to address identified needs for the period covered by the Action Plan.

Program Year 1 Specific HOPWA Objectives response:

The following table outlines the priority HOPWA needs for the Tri-county area. Activities marked "High" priorities will receive funding during the Consolidated Plan Period. Those marked as "Medium" priorities may receive funding if funding levels increase or particularly strong proposals are submitted. Activities marked as "Low" priorities will not be funded during the five-year plan period due to limited availability of funds.

| Activity | Priority | Funding Source |
|--|----------|-------------------------|
| Tenant-Based Rental Assistance | H | HOPWA, HOME, McKinney |
| Short-Term Rent, Mortgage and Utility Payments | H | HOPWA |
| Facility-Based Programs | L | --- |
| Operating Costs for Facility-Based Programs | L | --- |
| New Facilities Development with Capital Funds | L | HOPWA |
| Supportive Services in Conjunction with Housing Activities | H | HOPWA, Public, McKinney |
| Housing Information and Placement Services | H | HOPWA, Public |
| HOPWA Technical Assistance | M | HOPWA |

Other Narrative

Include any Action Plan information that was not covered by a narrative in any other section.

Nothing