

# City of Springfield, Massachusetts Action Plan for FY 2008-2009



# Table of Contents

## City of Springfield, MA

### FY08-09 Action Plan

#### 1. Narrative Responses:

Executive Summary.....	5
Basis for Allocation of Funding.....	7
Sources of Funds.....	8
ESG Matching Requirements.....	8
Obstacles to Meeting Underserved Needs and Subpopulations.....	9
Activities by Funding Source.....	10
Expenditure Limits.....	18
Consultation Process.....	23
Lead Agency.....	24
Other Consultations.....	24
Citizen Participation.....	28
Citizen Participation Plan.....	29
Citizen Comments Received for FY08-09 Action Plan.....	32
Institutional Structure.....	41
General Questions and Resources .....	43
Geographic Area.....	44
Concise Evaluation of Past Performance.....	76
Monitoring.....	77
Lead-based Paint.....	81
Actions to Evaluate and Reduce Lead-based Paint Actions.....	83
Specific Housing Objectives.....	84
Housing Market.....	85
Foster and Maintain Affordable Housing.....	87
Fair Housing Action Plan.....	90
Needs of Public Housing.....	94
"Troubled Designation".....	95
Addressing the Needs of Public Housing.....	95
Barriers to Affordable Housing.....	96
Actions to Remove Barriers to Affordable Housing.....	97
HOME/American Dream Down-payment Initiative (ADDI).....	98
HOME Forms of Investment.....	99
HOME Resale/Recapture Provisions.....	99
HOME Refinancing.....	99
ADDI.....	100
Specific Homeless Prevention Elements.....	101
Sources of Funds.....	102
Homelessness.....	102
Chronic Homelessness.....	103
Homelessness Prevention.....	104

Discharge Coordination Policy.....	104
Community Development.....	106
Needs.....	107
Objectives.....	108
Anti Poverty Strategy.....	112
Non Homeless Special Needs.....	115
Non Homeless Special Needs Objectives.....	116
Use of Available Resources.....	116
Housing for Persons with AIDS (HOPWA).....	117
Specific HOPWA Objectives.....	118

**2. Performance Measurement Objective Tables**

**3. Certifications**

**4. Project Descriptions**

**5. Citizen Participation Attachments**

**6. Donahue Report – Executive Summary**

**7. Action Plan Approval letter from U.S. Dept. of HUD**

# Narrative Responses

## **Executive Summary**

The Executive Summary is optional, but encouraged. If you choose to complete it, please provide a brief overview that includes major initiatives and highlights that are proposed during the next year.

## Executive Summary

The City of Springfield is a federal entitlement Community designated to receive federal funds by the US Department of Housing and Urban Development. These annual entitlement funds are Community Development Block Grant (CDBG), Home Investment Partnership funds (HOME), American Dream Down-payment Initiative (ADDI), Emergency Shelter Grant (ESG), and Housing Opportunities for Persons with AIDS (HOPWA). Although each of these funds has specific eligibility restrictions, the federal resources are intended to benefit low and moderate income residents and improve areas of low and moderate income concentration.

According to federal regulation the City must assess its community needs, seek public input, and devise a strategy to accomplish priority projects. The regulations also prescribe the contents of the Annual Action Plan, including a requirement that it be consistent with a five year Consolidated Plan. This year is the third year of implementation of the City's most recent Consolidated Plan, which covers the period July 1, 2005 - June 30, 2010. Core components within the Consolidated Plan include:

1. **Human Capital:** Invest in residents to enable people at all income levels to lead healthy, productive lives. Offer support to households and build capacity of community-based organizations to better support vulnerable populations.
2. **Neighborhoods:** Enhance the quality of life in Springfield's neighborhoods including public places, infrastructures, and housing stock. Ensure neighborhoods are good places to live, work and recreate.
3. **Economic Development:** Commercial district revitalization through targeted, data driven programming that will achieve improvements to blighting influences in neighborhood commercial districts and increase the availability of businesses and services in neighborhood commercial districts.

The City has allocated resources for a comprehensive array of activities to be undertaken during the period July 1, 2008 – June 30, 2009. Although the Consolidated Plan sets forth the City's accomplishment goals for a five year period, each year the City provides additional detail in the Annual Action Plan regarding how it will fine tune its programming and administrative systems.

Additionally, using empirical and statistical data collected pursuant to the NRSA strategy approved as part of the City's 06-10 Consolidated Plan and as part of the City's citizen participation input process, in this Action Plan the City envisions the separation of the original NRSA into three subsections, effectively creating three targeted NRSAs: NRSA #1 Brightwood-Memorial Square, NRSA #2 South End, and NRSA #3 Six Corners/Old Hill.

The accomplishment of these objectives is dependent on the availability of funds. The priorities and accomplishments outlined in this document are based on assumed funding levels and approval of the programs operated by Community Based Development Organizations. Additionally, this Action Plan does not serve as a funding commitment; the City reserves the right to revise and reallocate its funding priorities and allocations if the Action Plan is not approved by HUD as submitted.

## **Basis for the Allocation of Funding**

## Basis for the Allocation of Funding

Resources will be allocated to maximize the benefits to residents within the targeted areas. Public infrastructure, parks, and public facilities, typically thought of as “the brick and mortar” projects will be exclusively within target neighborhoods. At least 70% of CDBG funds will be directed toward low-and moderate income persons in CDBG target areas.

Other expenditures will be targeted towards low to moderate income residents throughout the city. For example, HOME funds will be utilized to directly assist low income households to achieve homeownership, yet developer projects designed to improve housing stock will be predominately within the CDBG target areas.

All ESG and HOPWA funds are targeted to meet the identified needs of the eligible populations within the geographic target area. For ESG, the service area is the City of Springfield. Investments are made in accordance with relative priority and statutory spending caps. HOPWA funds are allocated throughout the EMSA which includes the tri-county area. HOPWA funds are allocated primarily to alleviate the housing cost burden for eligible households.

## Sources of Funds

SOURCES	Amounts
CDBG Entitlement	\$ 4,095,204.00
CDBG Carryover	\$ 2,000,000.00
CDBG Program Income	\$ 200,000.00
HOPWA	\$ 426,000.00
ESG Entitlement	\$ 183,020.00
HOME Entitlement	\$ 1,623,286.00
HOME Program Income	\$ 75,000.00
American Dream Downpayment Initiative (ADDI)	\$ 10,078.00
<b>TOTAL</b>	<b>\$ 8,612,488.00</b>

## HOME & ESG Matching Requirements

HOME:

The City of Springfield is 100% forgiven from HOME matching requirements for the fiscal year of 08-09. Current demographic trends in the City of Springfield cause the City to meet the regulatory definition of a local government participating jurisdiction that is in severe fiscal distress as stated in section 92.222(a)(1) of the HOME Investment Partnership regulations. This means that in Springfield:

- “the average poverty rate in the participating jurisdiction was equal to or greater than 125 percent of the average national poverty rate during the calendar year for which the most recent data are available, as determined according to information of the Bureau of the Census.”

### Poverty Rate

Springfield, MA	United States	% of Average United States Poverty Rate
29.6	13.3	223%

Source: US Census Bureau, 2005 American Community Survey

- “the average per capita income in the participating jurisdiction was less than 75 percent of the average national per capita income during the calendar year for which the most recent data are available.”

### Per Capita Income\*

Springfield, MA	United States	% of United States
17,023	25,035	68%

\*In 2005 inflation-adjusted dollars

Source: US Census Bureau, 2005 American Community Survey



ESG:

Matching requirements for the Emergency Shelter Grant Program are provided by the contracted sub-recipients. Information regarding the source and amount of matching funds is required at application and is contractually obligated within the sub-recipients agreements. Documentation regarding the matching funds is required with each progress report and monitored during the fiscal monitoring conducted by the Division of Administration and Finance.

**Obstacles to Meeting Underserved Needs and Subpopulations**

While numerous obstacles inhibit the City’s work to meet underserved needs and subpopulations, the two primary obstacles are:

1. Uncoordinated resources from multiple funding sources across various agencies and providers.
2. Insufficient resources to engage and serve special needs subpopulations.

The City will work to overcome these obstacles by advocating for legislative change, when appropriate, hosting forums for special needs persons and providers to receive input on how to improve coordination and communication, and providing technical and financial assistance.

**Activities by Funding Source**

The following tables list the activities for which the City of Springfield has allocated funding for the FY08-09 Program Year.

***CDBG***

The City of Springfield anticipates it will direct at least 70% of its CDBG allocation to benefit persons residing in CDBG eligible areas of the city, which is comprised of census tract block groups where at least 51 percent of the residents are living at or below 80 percent of median income according to the 2000 US Census. Resources will be allocated to maximize the benefits to residents within the targeted areas. Public infrastructure, parks, and public facilities, typically thought of as “the brick and mortar” projects will be exclusively within target neighborhoods.

**CDBG Activities**

CDBG Planning & Administration	\$ 859,040.80
Economic Development Program Delivery	\$ 50,000.00
Housing Program Delivery – Rehabilitation	\$ 70,000.00
Housing Program Delivery – Direct Homeownership Assistance	\$ 135,000.00
Graffiti Removal	\$ 55,000.00
Neighborhood Capacity Building Program	\$ 75,000.00
Neighborhood Program Delivery - Public Facilities & Improvements	\$ 25,000.00
Housing Placement Program Delivery	\$ 65,000.00
Acquisition/Disposition	\$ 40,000.00
Clearance and Demolition Program Delivery	\$ 27,000.00
Targeted Code Enforcement	\$ 50,000.00
Public Service	\$ 728,118.40
Capacity Building	\$ 40,000.00
Bond Payment	\$ 450,000.00
HeartWap Program	\$ 215,000.00
Housing Placement Assistance	\$ 75,000.00
Existing Homeowner Rehabilitation	\$ 100,000.00
Home Rehabilitation - NRSA	\$ 150,000.00
Historic Restoration – Rehab Blight Reduction	\$ 150,000.00
Family Residence for At-Risk Youth	\$ 100,000.00
NRSA Code Enforcement Program – Flex Squad	\$ 65,000.00
South End Revitalization Program	\$ 1,100,000.00
Neighborhood Centers	\$ 200,000.00
Brighter Greener Springfield	\$ 65,000.00
Neighborhood Targeted Improvement Program	\$ 110,000.00
Code Enforcement - Flex Squad	\$ 35,000.00
Neighborhood Enhancement Program – Old Hill	\$ 231,544.80
Keep Springfield Beautiful	\$ 12,000.00
State Street Corridor	\$ 100,000.00
Downtown Physical Improvements	\$ 25,000.00
Armoury Commons Park Reconstruction	\$ 90,000.00
Indian Orchard Riverfront Park	\$ 37,500.00
Jamie Ulloa Park Reconstruction	\$ 50,000.00
DeBerry School Outdoor Classroom	\$ 100,000.00
Blunt Park Improvements	\$ 50,000.00
Leonardo da Vinci Park	\$ 100,000.00
Workforce Development Program	\$ 100,000.00
Economic Development Workshops	\$ 40,000.00
Business Loan Pool (NDC)	\$ 325,000.00

**CDBG Public Service Allocation**

<b>09 Applicant</b>	<b>Program Name</b>	<b>Address</b>	<b>08-09 Public Service Funding</b>
<b>Public Service Cap -- Non Exempt</b>			
5A	5A	Springfield College, 263 Alden Street	\$ 9,000.00
Black Men of Greater Springfield	W.E.B. Dubois Academy	Springfield Boys & Girls Club, 481 Carew Street	\$ 7,650.00
Boat People SOS	Bilingual Vietnamese Community Liaison	85 Oakland Street	\$ 7,500.00
City of Springfield - HHS	Hungry Hill Senior Center	Corner of Armory and Carew Streets	\$ 5,100.00
City of Springfield - HHS	Pine Point Senior Center	336 Berkshire Avenue	\$ 9,180.00
Council of Churches	Fuel Assistance	39 Oakland Street	\$ 15,300.00
Friends of the Homeless	Worthington Street Shelter	769 Worthington Street	\$ 81,600.00
Gray House	Community Education Support (ABE)	22 Sheldon Street	\$ 7,500.00
MAB	Visually Impaired Elders	267 High Street, Holyoke, MA (target residents of CDBG eligible areas)	\$ 5,100.00
Martin Luther King Community Center	Youth Development	106 Wilbraham Road	\$ 20,400.00
Mass Fair Housing Center (fmr: Housing Discrimination Project)	Fair Housing Project	57 Suffolk Street, Holyoke; target residents of CDBG eligible areas of Springfield	\$ 5,100.00
Mass Fair Housing Center	Springfield Foreclosure Relief	57 Suffolk Street, Holyoke	\$ 15,000.00
Open Pantry	Loaves & Fishes	287 State Street	\$ 20,400.00
Parents & Friends of Camp Star	Therapeutic Rec/Camp Star	Forest Park, Trafton Road	\$ 105,710.00
Park Department	Recreation Program – Open Pools	Forest Park, Trafton Road	\$ 90,000.00
Salvation Army	Bridging the Gap	170 Pearl Street	\$ 10,200.00
South End Community Center	Summer Activities	29 Howard Street	\$ 27,900.00
Springfield Boys & Girls Club	I.O. Unit	Program operates at the Indian Orchard Elementary School, Milton Street	\$ 8,160.00
Springfield Boys & Girls Club	Summer Youth Development	481 Carew Street	\$ 10,200.00
Square One (fmr: Springfield Day Nursery)	Childcare for At-Risk Youth (fmr: "CHIPS")	947 Main Street	\$ 8,160.00
Urban League	Urban Achievement	765 State Street	\$ 10,200.00
VACA	Community Access Program	433 Belmont Avenue	\$ 15,000.00
VACA	Family Empowerment	433 Belmont Avenue	\$ 5,000.00
YMCA	Safe Summer Streets	1777 Dwight Street	\$ 5,000.00
YWCA	Youth Build	1 Clough Street	\$ 20,400.00
MCDITBD	Culinary Arts Training	141 Wilbraham Avenue	\$ 15,000.00
MCDI	Adult Education	140 Wilbraham Avenue	\$ 20,000.00
MCDI	Meals	140 Wilbraham Avenue	\$ 86,000.00

Public Service Cap -- Exempt			
NNCC	After School/Summer Fun	2383 Main Street	\$ 15,400.00
NNCC	Brightwood After School Program)	2383 Main Street	\$ 15,400.00
PRCC	GED	38 School Street	\$ 10,000.00
PRCC	LEAP	38 School Street	\$ 10,000.00
PRCC	ABE	38 School Street	\$ 10,000.00
PRCC	Latino Youth	38 School Street	\$ 10,000.00
Solid Rock Church of God in Christ	Teen AIDS Prevention	176 Pinevale Street	\$ 8,000.00
Spanish American Union	VISITAS	2335 Main Street	\$ 5,000.00

Other expenditures will be targeted towards low to moderate income residents throughout the city.

For example, HOME funds will be utilized to directly assist low income households to achieve homeownership, yet developer projects designed to improve housing stock will be predominately within the CDBG target areas.

HOME Activities	
Program	Funding
Administration	\$ 169,826.80
Homebuyer Assistance	\$ 150,000.00
Existing Homeowner Rehabilitation	\$ 150,000.00
Tenant Based Rental Assistance	\$ 400,000.00
Project Based Homeownership	\$ 428,441.20
Rental Production	\$ 400,000.00

ADDI Activities	
Program	Funding
ADDI	\$ 10,078.00

All ESG and HOPWA funds are targeted to meet the identified needs of the eligible populations within the geographic target area. For ESG, the service area is the City of Springfield. Investments are made in accordance with relative priority and statutory spending caps. HOPWA funds are allocated throughout the EMSA which includes the tri-county area. HOPWA funds are allocated primarily to alleviate the housing cost burden for eligible households.

ESG Activities	
Program	Funding
Administration	\$ 9,151.00
Homeless Shelter Operations	\$ 92,869.00
Homeless Essential Services	\$ 30,000.00
Homeless Prevention	\$ 51,000.00

HOPWA Activities	
------------------	--

<b>Program</b>	<b>Funding</b>
Administration	\$ 12,780.00
Project Sponsor Administration	\$ 29,820.00
HOPWA	\$ 383,400.00

In the NRSA's, the City anticipates that no less than the following percentages of CDBG and HOME funding will be allocated to each NRSA:

<b>NRSA NAME</b>	<b>% Funding</b>
NRSA 1: Brightwood/Memorial Square	2%
NRSA 2: South End	20%
NRSA 3: Six Corners/Old Hill	8%
All 3 NRSA's combined	4%

### **CDBG Focus on Low and Moderate Income Areas**

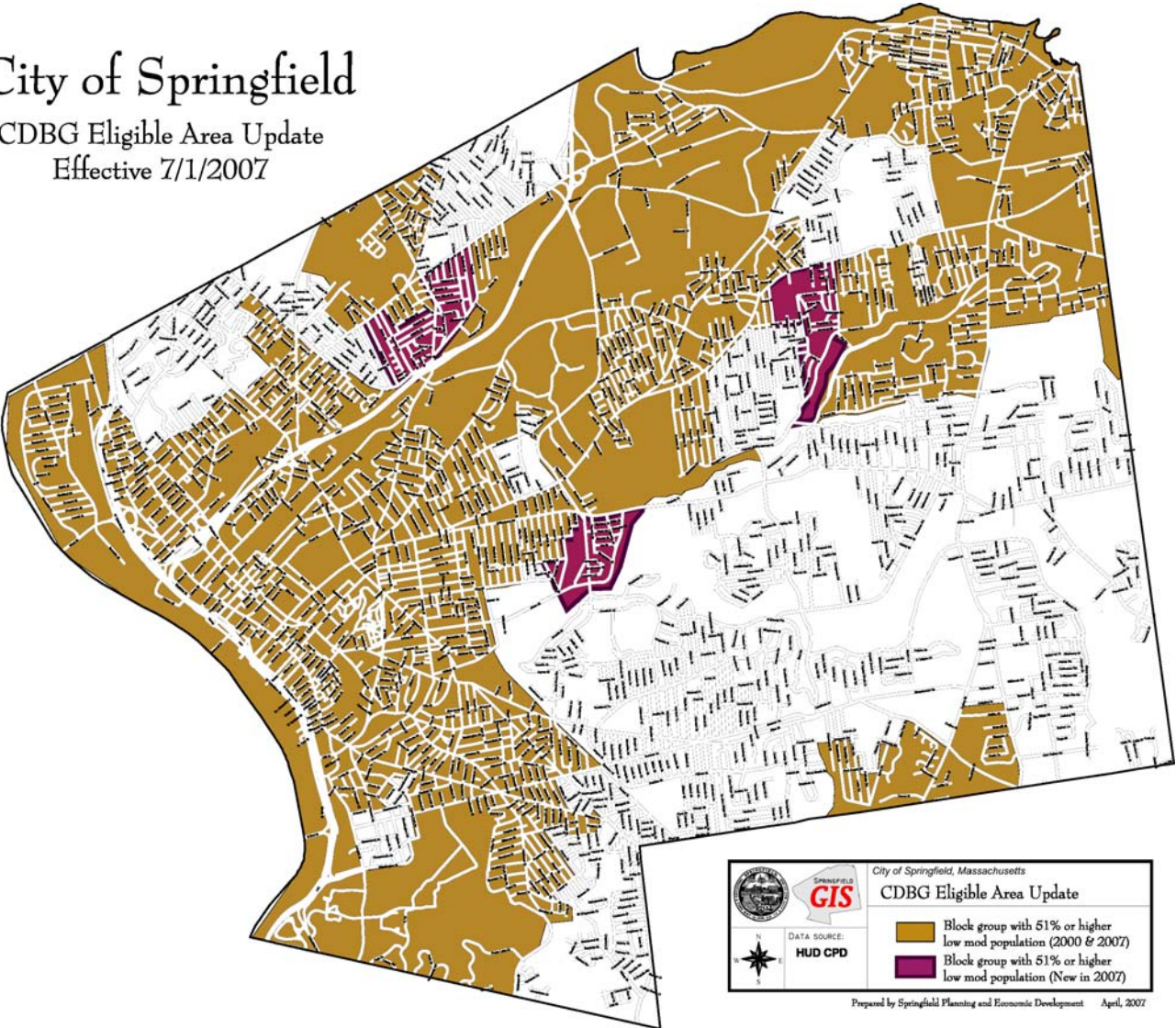
Per HUD notice CPD-07-01 dated March 21, 2007, HUD has updated the Low/Mod Income Summary Data effective July 1, 2007. For Springfield this means the addition of the following four (4) new Census Tract/Block Groups to the areas of Springfield that are considered to be "CDBG Eligible."

<b>Census Tract</b>	<b>Block Group</b>	<b>Neighborhood</b>
8003.00	02	Liberty Heights
8002.01	04	East Springfield
8015.02	02	Pine Point
8017.00	01	Old Hill

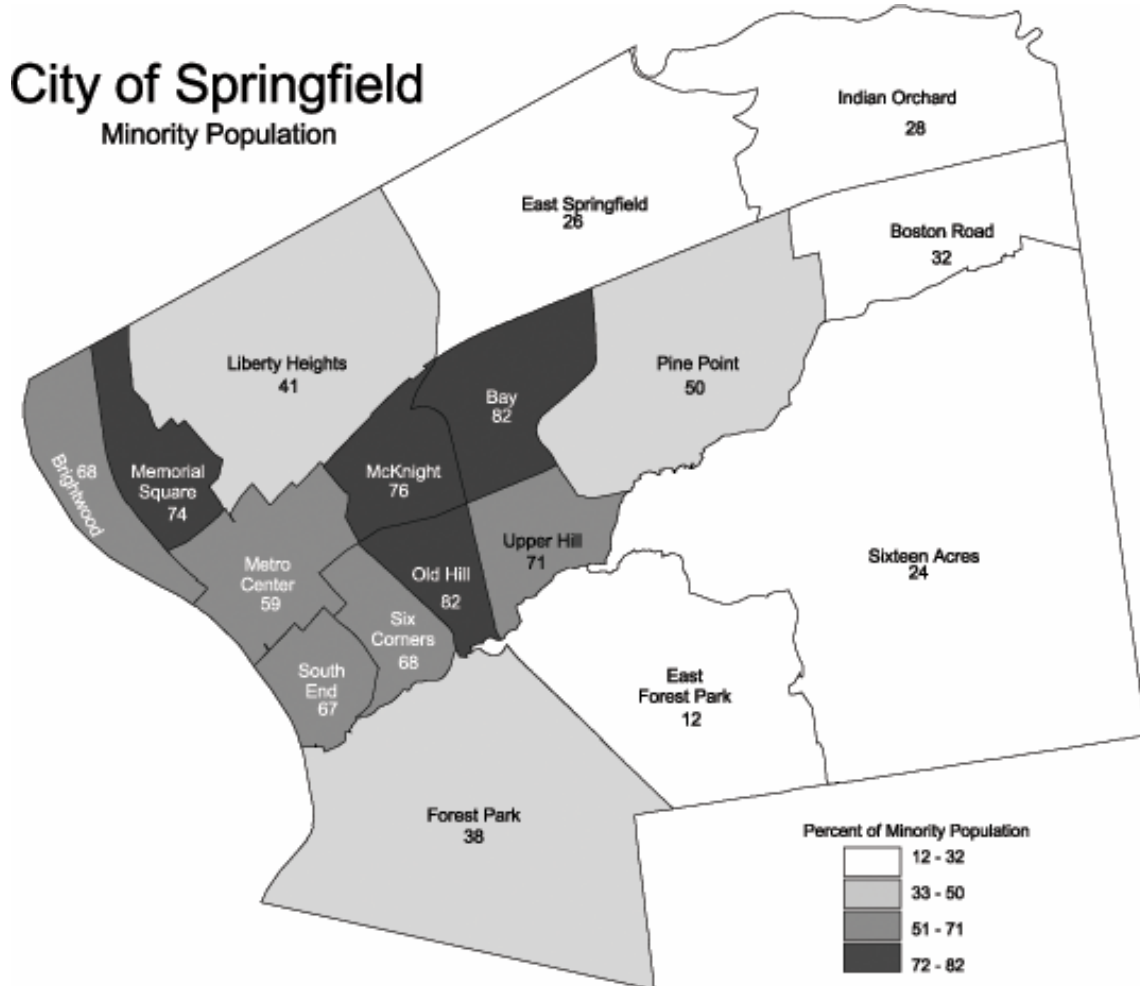
The following map indicates in purple the location and boundaries of the four new Census Tract Block Groups that will be added to the area of Springfield that is considered by HUD to be CDBG eligible.

# City of Springfield

CDBG Eligible Area Update  
Effective 7/1/2007

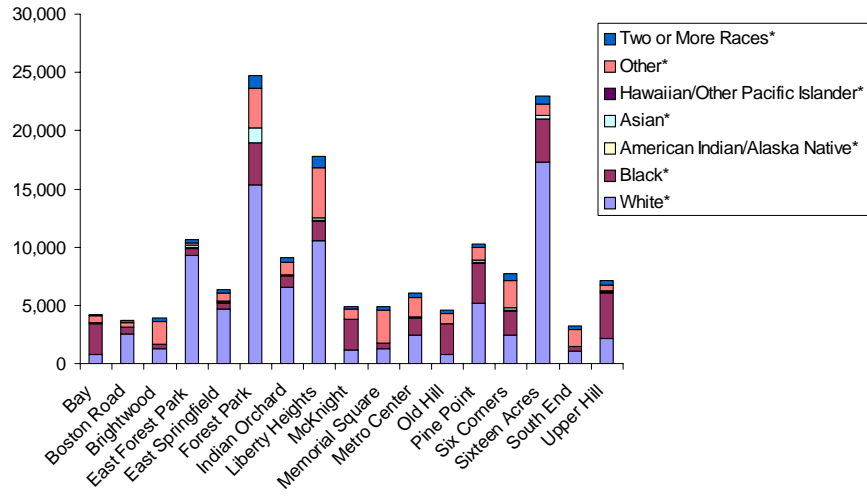


Springfield's low and moderate income neighborhoods are very diverse as indicated on the following charts that overview respectively the racial and Hispanic composition of each neighborhood.





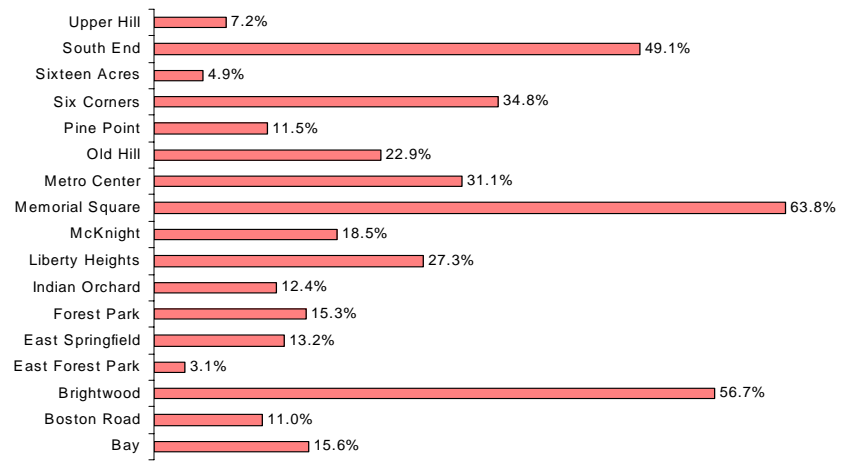
### Racial Composition of each of Springfield's Neighborhoods in 2000



\* Includes Hispanic

Source: Springfield Planning Department analysis of the 2000 US Census (Data based on sample and subject to sampling variability.)

### Hispanic Population in each of Springfield's Neighborhoods in 2000



Source: Springfield Planning Department analysis of the 2000 US Census (Data based on sample and subject to sampling variability.)

**Expenditure Limits**

**BUDGET SUMMARY**

**Emergency Shelter Grant**

ESG Entitlement	\$ 183,020.00
Administration Cap	<u>5%</u>
	\$ 9,151.00

ESG Entitlement	\$ 183,020.00
Homeless Prevention/ Essential Services Cap	<u>30%</u>
	\$ 54,906.00

FUNDING ALLOCATION:	
Administration	\$ 9,151.00
Operations	\$ 92,869.00
Essential Services	\$ 30,000.00
Prevention	<u>\$ 51,000.00</u>
	\$ 183,020.00

**American Dream Downpayment Initiative**

ADDI Entitlement	\$ 10,078.00
------------------	--------------

**Housing Opportunities for People With Aids**

HOPWA Entitlement	\$ 426,000.00
Administration Cap-City	3%
	\$ 12,780.00

HOPWA Entitlement	\$ 426,000.00
Administration Cap-Sponsor	7%
	\$ 29,820.00

FUNDING ALLOCATION:

Administration-City of Spfld.	\$ 12,780.00
Administration Cap-Sponsor	\$ 29,820.00
HOPWA-Program Funds	\$ 383,400.00
	\$ 426,000.00

## HOME

HOME Entitlement	\$ 1,623,286.00
Estimated Program Income	\$ 75,000.00
	<hr/>
	\$ 1,698,286.00
Entitlement + Prog. Income	\$ 1,698,286.00
Administration Cap-City	10%
	<hr/>
	\$ 169,826.80
Entitlement + Prog. Income	\$ 1,698,286.00
CHDO allocation (minimum)	15%
	<hr/>
	\$ 254,740.20
FUNDING ALLOCATION:	
Administration	\$ 169,826.80
Homebuyer Assistance	\$ 150,000.00
Existing Homeowner Rehabilitation	\$ 150,000.00
Tenant Based Rental Assistance	\$ 400,000.00
Project Based Homeownership	\$ 428,441.20
Rental Production	\$ 400,000.00
	<hr/>
	\$1, 698,286.00

**Community Development Block Grant Entitlement**

CDBG Entitlement	\$ 4,095,204.00
Estimated Program Income	\$ 200,000.00
	<u>\$ 4,295,204.00</u>

Entitlement + Prog. Income	\$ 4,295,204.00
Administration Cap	20%
	<u>\$ 859,040.80</u>

Entitlement + Prog. Income	\$ 4,295,204.00
Public Service Cap	15%
	<u>\$ 644,280.60</u>

CDBG Entitlement	\$ 4,095,204.00
CDBG Carryover	\$ 2,000,000.00
Estimated Program Income	\$ 200,000.00
	<u>\$ 6,295,204.00</u>

**FUNDING ALLOCATION**

Administration	\$ 859,040.80
Economic Development	\$ 615,000.00
Public Facilities/Infrastructure	\$ 2,159,044.80
Clearance and Demolition	\$ 27,000.00
Code Enforcement	\$ 387,000.00
Housing	\$ 1,125,000.00
Neighborhoods	\$ 355,000.00
Disposition	\$ 40,000.00
Public Service-Exempt	\$ 83,800.00
Public Service-Non Exempt	<u>\$ 644,318.40</u>
	\$ 6,295,204.00

**OTHER SOURCES OF FUNDS:**

<b>PROJECT</b>	<b>AWARD</b>	<b>SOURCES</b>	<b>STATUS</b>
<b>Riverfront Development</b>			
	\$ 17,000,000.00	Transportation Bond	Underway
	\$ 1,620,000.00	City of Springfield Bond	Underway
	\$ 12,000,000.00	Private Investment	Underway
<b>Memorial Industrial Park II</b>			
	\$ 1,457,808.00	PWED	Underway
	\$ 4,674,457.00	Private Investment	Underway
<b>Court Square Development</b>			
	\$ 4,700,000.00	City of Springfield Bond	Underway
	\$ 1,000,000.00	CDAG-DHCD	Underway
	\$ 250,000.00	State Highway Funds	Underway
<b>State Street Corridor</b>			
	\$ 525,400.00	State Highway funds	Underway
	\$ 900,000.00	City of Springfield	Underway
<b>Brownfields</b>			
Assessment	\$ 400,000.00	EPA	Underway
<b>Neighborhood Development - Demolition Program</b>			
Derelict Structures	\$ 2,500,000.00	City of Springfield Bond	Underway
Former Chapman Valve Site	\$ 1,800,000.00	City of Springfield Bond	Underway
<b>Neighborhood Development – Sidewalk Program</b>			
	\$ 529,000.00	State Highway Funds	Underway
	\$ 1,000,000.00	City of Springfield Bond	Underway
<b>South End Revitalization Project</b>			
	\$ 1,000,000.00	CDAG-DHCD	Pending
	\$ 72,000,000.	Private Investment	Pending
<b>Housing Initiatives</b>			
	\$ 400,000.00	MFHA-Get the Lead Out	Pending
	\$ 600,000.00	DHCD-Heartwap	Pending
	\$ 9,780,000.00	Low Income Housing Tax Credits	Pending
	\$ 1,650,000.00	Affordable Housing Trust Fund	Pending
	\$ 1,861,000.00	Private Financing	Pending
	\$ 304,000.00	Federal Home Loan Bank	Pending
	\$ 1,000,000.00	MHFA Permanent Financing	Pending
<b>Homeless Initiatives</b>			
	\$ 95,616.00	HUD-Shelter Plus Care I	Committed
	\$ 79,680.00	HUD-Shelter Plus Care II	Committed
	\$ 1,372,948.00	HUD-McKinney Grant	Committed
	\$ 1,629,397.00	Health Care for Homeless-5 yr	Committed
FOH Homeless Resource Ctr.	\$ 6,757,685.00	LIHTC Equity	Pending
FOH Homeless Resource Ctr.	\$ 450,000.00	CEDAC Predevelopment Loan	Committed
FOH Homeless Resource Ctr.	\$ 2,000,000.00	City of Springfield	Committed
FOH Homeless Resource Ctr.	\$ 1,000,000.00	Private Fundraising	Pending
FOH Homeless Resource Ctr.	\$ 75,000.00	Private contributions	Pending
FOH Homeless Resource Ctr.	\$ 600,000.00	HOME – DHCD	Pending
FOH Homeless Resource Ctr.	\$ 2,000,000.00	DHCD Hsg. Innovations Fund	Pending
FOH Homeless Resource Ctr.	\$ 659,506.00	Developer fee note	Committed

## Consultation Process

1. Identify the lead agency, entity, and agencies responsible for administering programs covered by the consolidated plan.
2. Identify the significant aspects of the process by which the plan was developed, and the agencies, groups, organizations, and others who participated in the process.
3. Describe actions that will take place during the next year to enhance coordination between public and private housing, health, and social service agencies.

## Consultation Process

### Lead Agency

A collaborative approach was utilized by the City to develop this Action Plan. With the Office of Community Development as the lead agency, this Action Plan has been completed with the direct involvement of a number of City departments and the State's Financial Control Board.

### City Departments Involved in Development of Action Plan

Office of Housing	Department of Parks and Recreation
Department of Health and Human Services	Buildings Department
Department of Public Works	Department of Elder Affairs
Department of Planning and Economic Development	Code Enforcement Department
	Office of Neighborhood Services

### Other Consultations

OCD and other City departments that implement community development programs worked together to solicit input for the City of Springfield's Action Plan strategy. Outreach included consultations with residents, private industry and non-profit organizations, including Community Based Development Organizations (CBDs). The City also consulted attendees of recent public hearings, meetings of key City boards and commissions, and regular meetings of community-based organizations and human service providers.

The City will continue to solicit input from community development organizations in the area and will on an annual basis in our Annual Action Plan make adjustments to the City's community development program to reflect the input received.

The outreach effort, which yielded input from a broad base of organizations, enabled the City to identify its community development, housing, homeless and special needs objectives. The input received from this diverse constituency drove the development of the City's comprehensive approach to the three core components. More specifically, in determining its priorities for the upcoming program year the City requested feedback from:

#### Housing Services & Homeless Services, including Chronic Homeless

- Service providers including organizations serving sub-populations
  - River Valley Counseling (HIV)
  - New North Citizens Council (Anti-poverty)
  - Law Consortium (HIV, Low-Income)
  - Western Mass Legal Service (Low-Income)
  - YWCA (Battered Women)
  - Puerto Rican Outreach Center (Veterans)
  - Mental Health Association (Mental health/Dual Diagnosis)
  - Friends of The Homeless (Homeless)
  - Mercy Hospital (Homeless)
  - Springfield Partners For Community Action (Anti-poverty)
  - Martin Luther King Center – New Horizon Shelter
  - Springfield Bilingual Veterans
  - The Gray House
  - Open Pantry



- o New England Farm Workers Council
- o National Alliance for the Mentally Ill
- o Springfield Rescue Mission
- o Massachusetts Rescue Mission
- Private Sector
  - o Chamber of Commerce
  - o Regional Employment Board
  - o Peter Pan
  - o A.L. Cignoli Company
  - o Banknorth NA
  - o Samuel D. Plotkin Associated, Inc.
  - o Courier Express
  - o Appleton
- State Agencies
  - o Office of Commonwealth Development
  - o Department of Transitional Assistance
  - o Department of Housing and Community Development
  - o Department of Public Health
  - o Massachusetts Housing Court
- Advocacy Groups/Associations
  - o Arise for Social Justice
  - o Rental Housing Association of Greater Springfield
- Funding Entities
  - o Irene and George A. Davis Foundation

#### HOPWA Consultation

- Commonwealth's Department of Public Health
- City of Northampton, MA
- River Valley Counseling
- Law Consortium
- Mercy Hospital
- New North Citizen's Council
- Ryan White Consortium
- Tapestry Health Systems
- Cooley Dickinson Hospital

#### Social Services

- The Regional Employment Board (REB), the organization that implements workforce development initiatives in the region
- The New North Citizen's Council
- Holyoke-Chicopee-Springfield Head Start, Inc, which offers early education services throughout the region
- The City of Springfield's Department of Adult Education

- The Citywide Violence Prevention Task Force
- The Mayor's Office of Elder Affairs
- Greater Springfield Senior Service
- Hungry Hill Senior Center
- Pine Point Senior Center
- Mason Square Senior Center
- Springfield Day Nursery

#### Health Services

- Mercy Medical Center
- Baystate Medical Center
- Partners for a Healthy Community
- Willie Ross School for Deaf
- SIDS Association, Springfield Chapter
- American Heart Society, Springfield Chapter
- American Cancer Society, Springfield Chapter
- Northern Education Services
- New North Citizens Council
- The Springfield Health Coalition
- The Massachusetts Department of Public Health, which sends Springfield data extrapolated from its state wide health indices system
- The Massachusetts Office of Emergency Preparedness
- The Executive Office of Health and Human Services
- Massachusetts Behavioral Health Partnership
- Behavioral Health Network

#### Lead Paint

- The City of Springfield is in regular consultation with the State's Department of Public Health/Childhood Lead Poisoning Prevention Program (CLPPP). As grantees of HUD's Office of Health Homes and Lead Hazard Control, the City interacts monthly with CLPPP staff on public health and targeted abatement activities

#### Metro Planning Agencies

- The City of Springfield is an active member of the recognized regional planning agencies, including the Pioneer Valley Planning Commission (PVPC).

Through this membership, the City has consulted with member organizations from the entire region. City staff participate as a member of the Board of Trustees of the "Plan for Progress", which is the region's ten year Economic Development Strategy. Monthly Board meetings also serve as a forum where the City may exchange information with all of the Economic Development practitioners throughout the Pioneer Valley region.

- The City also works with the Western Mass Development Corporation, and the Economic Development Partners.
- The City is working with the Three County Continuum of Care (Hampden, Hampshire and Franklin counties) to coordinate a regional planning process to end homelessness.
- During the FY06-07 program year the City also retained several consulting firms to assist the City with the development of its overall economic development strategy.

- Northeastern University’s Center for Urban and Regional Policy work with the National Association of Industrial and Office Properties worked with stakeholders in Springfield to conduct a self-assessment of the “deal breakers” that are impeding private investment in Springfield. This study also helped City staff to ascertain the City’s comparative advantage as it considered Springfield’s self assessment against those of eleven other cities in the Commonwealth.
- The Urban Land Institute was charged with the tasks of assessing Springfield’s market potential, analyzing proposed projects, looking at physical linkages to the River and from neighborhoods to downtown, consider the economic development approach, review City structure and Development process and suggest implementation. An overview of their findings was presented to the entire community in September, 2006, and a final report was submitted to the City in March, 2007.
- The Donahue Institute completed an analysis of the economic needs of Springfield’s businesses, low and moderate income residents and their neighborhoods. The report was completed and presented to the entire community on March 19, 2008. An Executive Summary is attached at the end of this document.

#### Public Housing Agencies

- The City of Springfield worked with the Springfield Housing Authority (SHA) during the development of this Action Plan in order to address SHA’s needs. The implementation of a voucher program for homeless households.
- A regional housing partnership, Housing Allowance Project (HAP), was likewise consulted during the Consolidated Plan development. HAP, which is a certified CHDO, plays an integral role through its development division.

#### Fair Housing Services

- Massachusetts Fair Housing Center (nee Housing Discrimination Project (HDP))
- Anti Displacement Project (ADP)
- Springfield Housing Authority (SHA)
- HAP, Inc, a regional housing partnership
- Pioneer Valley Planning Commission (PVPC), including participation in a regional Fair Lending Summit convened by PVPC

## **Citizen Participation**

1. Provide a summary of the citizen participation process.
2. Provide a summary of citizen comments or views on the plan.
3. Provide a summary of efforts made to broaden public participation in the development of the Action Plan, including outreach to minorities and non-English speaking persons, as well as persons with disabilities.
4. Provide a written explanation of comments not accepted and the reasons why these comments were not accepted.

## **Citizen Participation Plan**

Understanding the importance of citizen input, it is the City of Springfield's goal to encourage citizen participation in the development of its annual action plan, particularly participation from those citizens most affected by community development programs.

This Citizen Participation Plan, which is taken from the City's 06-10 Consolidated Plan, establishes the policies and procedures that the City of Springfield follows to ensure that participation is as inclusive as possible.

### Encouragement of Citizen Participation

The City of Springfield will encourage the input of low moderate income residents by (1) committing to an outreach campaign to generate public interest, (2) conducting a series of public hearings at various stages of the planning process, (3) disseminating information in an accessible and understandable format and (4) creating a formal system to accept and respond to citizen comments, oral testimony and complaints.

To ensure participation among low/moderate income residents and to public housing residents, the City will post notices and summaries of information at neighborhood councils, civic associations, and other places frequently patronized by residents, and the City will conduct hearings at locations within those areas, including at public housing complexes. When possible, the City will utilize the media, i.e., public access channel, radio stations, and computer technology to further its efforts of participation.

The City is committed to making information available and accessible to all interested parties. At a minimum, the City will provide information concerning proposed activities, including amount of assistance, range of activities to be undertaken and the amount that will benefit low/moderate income persons.

### Publication of Materials/Notices of Hearings

A key element of citizen participation is information. To ensure that the City provides for maximum citizen participation and offers reasonable opportunity for examination and submission of contents, it will:

1. Publish legal notices in the Springfield newspaper at least fourteen (14) days prior to any public hearings and/or when and where documents will be available for public review. To accommodate non-English speaking residents, the legal notices will also be published in Spanish.
2. Notify a targeted list of organizations and interested parties of the purpose, date, time and place of hearings and public review periods of the Annual Action Plan, any substantial amendments and Performance Reports with an invitation to attend all events. Organizations are encouraged to invite the people they serve. For announcements about the review process, the notification will include a listing of locations where these documents will be made available for review.
3. Utilize the City's web site to publicize public hearings, periods of review, summaries of information, etc.

The City will continually review this policy and will modify accordingly.

### Period of Review

The City's Draft Annual Action Plans and any substantial amendments will be made available for public review and comment for at least thirty (30) days prior to submission to HUD.

DRAFT versions of the Consolidated Annual Performance and Evaluation Reports (CAPER) will be made available for public review and comment for at least fifteen (15) days prior to submission to HUD.

These documents will be available for review at multiple locations to increase the likelihood of citizen participation, including the Office of Community Development, 36 Court Street, Room 313; Office of Housing, 1600 East Columbus Avenue, 1st Floor; Department of Health and Human Services; 95 State Street, Central Library, 220 State Street; Springfield Neighborhood Councils, including the: South End Citizens Council, New North Citizens Council, Hungry Hill Senior Center, Pine Point Senior Center, Old Hill Neighborhood Council, Indian Orchard Neighborhood Council, and McKnight Neighborhood Council. The Annual Action Plan will also be made available on the City's web site.

To further elicit comment, the City offers citizens the opportunity to present testimony at public hearings or, if they prefer, written commentary may be submitted. All citizen input received, either orally or in writing, is incorporated into the City's Action Plan, Substantial Amendments and Performance Reports.

#### Public Hearings

The City will conduct a series of public hearings to address housing and community development needs during the development of the Annual Action Plan. The City will hold at least two (2) hearings during this phase. These hearings will be held in neighborhoods where the majority of funding will be spent.

In order to receive input on the Draft Annual Action Plan, the City will hold a public hearing during the 30-day comment period. A synopsis of the public comments will be prepared at the conclusion of the 30-day public review period. Senior staff members of the Office of Community Development will review all input and recommend if any modifications should be incorporated into the final version of the Plan. All oral and written comments received will be incorporated into the Annual Action Plan, as will minutes of the meetings. If any comments are not accepted, the City will set forth the reasons within its Plan. A public hearing will be held to obtain comments on the City's Performance Reports.

To address the needs of residents with disabilities and language barriers, the City publishes materials in English and Spanish, holds meetings in accessible buildings and utilizes a translator for its Spanish residents during the public hearings.

#### Anti Displacement Plan

The City is sensitive to displacement and the effect it has on surrounding areas. Therefore, prior to the commencement of a project funded through the City that could displace a person or persons, the Office of Community Development will consider the overall public benefit(s) of the project and discuss potential alternatives to determine whether the project should move forward. Authorization for displacement will be given only when there is significant public benefit that outweighs the displacement. In the event that displacement will occur, the City will provide the necessary assistance to affected persons to minimize the trauma of displacement. Assistance would include: moving expenses, rental assistance, assistance with identifying other housing, etc. The actual type and level of assistance will be made on a case-by-case basis, but it will be sufficient to ease the transition for the displaced persons.

## HOME Investment Partnership: MINORITY OUTREACH

Affirmative marketing procedures and requirements are in place for all rental and homebuyer projects assisted with HOME funds administered by the City of Springfield.

The City of Springfield promotes equal opportunity for all its citizens in every aspect of public procurement and contracting by assuring that opportunities to participate in City procurement and contracting are open to all without regard to age, ancestry, color, national origin, disability, race, religion or sex. The City encourages the utilization of minority, women and persons with disabilities by private businesses that contract with the City. The City encourages the award of procurement and construction contracts to business owned by minorities, women and persons with disabilities.

The City has developed a Minority/Women Business Enterprise (MBE/WBE) Program to implement the City equal opportunity policy. The Program is a set of specific results-oriented procedures, and has been formulated to further implement the City's policies. The main objective of the Program is to develop maximum feasible MBE/WBE participation in construction contracts and in the procurement of goods, services, and supplies.

The goals for MBE/WBE participation and minority or women workforce on all construction projects and procurement of goods, supplies and services contracts shall be not less than twenty percent (20%). Success in meeting this objective will be affected by the availability of minority and women businesses with qualifications required by the City of Springfield.

For all federally assisted housing programs, the City requires the project developer to conduct an analysis of those least likely to apply and to develop an Affirmative Marketing Plan. These two documents must be submitted at the time a funding application is submitted.

- The analysis must identify the protected classes least likely to apply for housing and make recommendations on how the likely reasons should be addressed.
- The Affirmative Marketing Plan shall include actions that shall be taken to implement the recommendations the result from the analysis. The Plan shall include but not necessarily be limited to the implementation of a minority outreach program that ensures the inclusion of--to the maximum extent possible—minorities, women, and entities owned by minorities and women.

Such outreach shall include without limitation, real estate firms, underwriters, accountants, and providers of legal services, in all contracts, entered into by the participating jurisdiction with such persons or entities, public and private, in order to facilitate the activities of the participating jurisdiction with such persons or entities, public or private, in order to facilitate the activities of the participating jurisdiction to provide affordable housing under the HOME program or any other applicable Federal housing law.

The Developer's Affirmative Marketing Plan must identify specific community organizations, place of worship, employment centers, fair housing groups or housing counseling agencies where special outreach will be conducted.

Once the City approves the affirmative marketing plan, the project is monitored for compliance through project completion. Documentation is maintained for all marketing activities as part of the project records.

### Application for Funding

City departments provide input on the types of activities that should be addressed with federal funding. Furthermore, in an effort to develop best practices, Community Development officials consult with neighborhood organizations, non-profits, the business and housing community, and City departments regarding input into the Plan. Based upon that input, activities may be proposed for funding by the Commissioner. Where appropriate for the City to utilize area service providers and other potential subrecipients to implement components of this Action Plan, a Request for Proposals (RFP) process will be utilized.

### Amendments

Once the final Action Plan has been submitted by the City of Springfield for HUD approval, significant changes to the accepted Plan will require citizen notification and comment. The criteria defining a significant change will include:

- a. activities which will require new goals/objectives for the current fiscal year;
- b. an activity which will require a funding change that exceeds 50% of the approval allocation for that activity.

If these actions occur within the fiscal year of the approved Plan, community development officials will seek public opinion for the proposed change. A notice (published in English and Spanish) will be placed in the local newspaper summarizing the significant change. The City of Springfield will make available at the aforementioned locations information describing the details of the change to the Action Plan. Public input will be solicited for a period of 30-days and reviewed at the conclusion of that time. The proposed change accompanied by a summary of the public comments will be submitted to the HUD regional office for review.

### Complaints

Any citizen or interested party that has a complaint regarding the City's process or the policies and procedures concerning the federal programs, or with the content of the documents described within this section, may submit their grievance(s) in writing to the Commissioner of Community Development. The written complaint will be reviewed by appropriate staff. The City will respond to the complainant in a timely manner.

Although the City will accept oral complaints and will address them, it will not respond in writing to such complaint. However, the complainant will be informed of its option to submit a written grievance.

If the complainant is not satisfied with our written response, it will be required to submit further written comment to that effect.

### **Citizen Comments Received for FY08-09 Action Plan**

During the development of the Action Plan, the City used three (3) main mechanisms to solicit citizen input. The City a) conducted two (2) public hearings in the NRSA neighborhoods, b) convened a citizen input hearing to receive comments from residents regarding the Draft Action Plan and c) solicitation and receipt of written comments about the Action Plan.

In addition to these mechanisms the City held a public forum upon release of the Draft Action Plan to highlight the funded projects for FY 08-09.



4. Two Public Hearing meetings to obtain citizen input:

In order to publicize the two public hearings described below, the City mailed a flyer to the individuals and organizations listed on the Office of Community Development's mailing list, posted the flyer on the City's community development website, printed an advertisement in the neighborhood section of The Republican and printed a Legal Notice in the Republican. Both hearings were held in NRSA neighborhoods.

**Hearing 1: Neighborhood Needs and Priorities**

**Tuesday, December 4<sup>th</sup> at the South End Community Center, 29 Howard Street**

**6:00 PM**

Attendees:

Natalia Munoz, Facilitator

Christopher Moskal, Office of Planning and Economic Development

Carl Dietz, Office of Housing

Cathy Buono, Office of Community Development

Lori Santaniello, Office of Community Development

Ivette Cruz, Office of Neighborhood Services

Gerry McCafferty, Office of Housing

Tony Petaway, Department of Health and Human Services

Christopher Moskal opened up the hearing by explaining that the purpose is to listen to what other's say, to obtain citizen input for the Action Plan; get ideas from the residents to identify their needs and priorities necessary to spending CDBG funds; particularly in the NRSA neighborhoods. HUD identified these neighborhoods as NRSA I- Memorial Square/Brightwood; NRSA II- South End and NRSA III- Old Hill/Six Corners.

Mr. Moskal also mentioned that a second hearing was scheduled for Tuesday, December 11, 2007 at the Chestnut Accelerated Middle School. At the end of these two hearings, a DRAFT Action Plan will be published for public comment.

A Sergeant from the SPD, South End Sector was present to answer questions on public safety/crime in the neighborhoods.

Linda Langey, from the Six Corner's neighborhood, wants something done with the vacant lots and blighted buildings in the neighborhood. She was inquiring whether federal dollars could be used so people could purchase the property and renovate or if the City could use these funds to demolish the buildings and do something constructive with them. If we could expedite tax delinquent properties, it would encourage people to purchase or renovate blighted properties.

Cathy Buono, from the City of Springfield's OCD, explained that CDBG funds can not be used to supplement city government general fund expenses. The City can't help the target neighborhoods and run certain programs if it is above and beyond city services.

The neighborhood councils would like the City to collaborate with them and give an opportunity to the residents a chance to obtain particular lots/blighted houses first rather than someone come in, purchase them only to make a profit.

Omega Johnson spoke out on behalf of the Old Hill Neighborhood Council. She would like to see more affordable housing for the low-income families. She feels that the only way

people will buy back into the neighborhood is if there is more safety; community policing for one.

Something needs to be done about crime in the Old Hill neighborhood; more police on the streets and establish sub stations in high crime areas; neighborhood watch programs. Ms. Johnson feels that more money needs to go into the neighborhood councils to use for after school programs for the children instead of them hanging around on the streets.

Ms. Johnson also feels that the neighborhood councils should be informed as to what is going on so they can be more of a function.

A citizen from the Bay Area Neighborhood feels that funds should be used for lighting; replace lights, need brighter lights on side streets. Brighter streets and additional lighting would improve the safety in the neighborhoods.

Ms. Buono said that the offices of CD and Planning & Economic Development are addressing these issues with the DPW.

An advocate from ACORN feels that updating neighborhood parks should be addressed as a priority. She mentioned one park in particular, Memorial Square Park. She would like to see the park have a playscape for the young children, lighting and benches for the people who are watching the children.

Ms. Buono told the citizens that a meeting with the department heads is going to be held. At this time they will bring forth their list of projected projects for the upcoming FY. She will mention this request to the department heads.

Fred Gibbs, of the Bay Area neighborhood feels that the City needs to enhance upon the environmental resources within the neighborhoods. Blunt Park is an example of this, it has never been utilized to full capacity; illegal dumping throughout the City and removal of junk yards. Natalia informed Mr. Gibbs that this would come under Code Enforcement.

A concerned resident wanted to know what exactly they could do for the youth with the money that was available.

Ms. Buono explained that there are funds available for these types of programs through CDBG and it is public service money. Unfortunately, there is a cap on this money; only 15% of the entitlement can be spent on public service activities.

Another concern is the violence in the neighborhoods and that the youth have no place to go. It was recommended to have an evening gym program at one of the schools or centers. This type of program would keep youths off the streets, out of trouble and in a safe environment.

Ms. Buono informed them that this is public service and these types of programs would be considered; an RFP will be available sometime in January. However there is the cap and there are so many activities and projects requested. All we want to do now is address your needs and priorities.

A resident from the South End spoke out. He feels that a lot of work has to be done in the neighborhood in addition to housing. He said that street improvements, more effective lighting and recreation are areas that also need to be addressed in the South End.

An issue regarding the litter City wide was raised. It was asked if CDBG funds could be used to purchase trash receptacles and if the City could empty them.

Ms. Buono explained that CDBG funds can not be used for maintenance. Unfortunately, emptying waste baskets is considered maintenance.

A representative from ACORN would like to see Gun Square Park in the Upper Hill neighborhood be updated. This is a small park that needs to have lighting at night, fencing, benches and playscapes.

Another citizen expressed the issue of "jail bouncing". When a prisoner is released they can't get a job. It would be helpful for young people who are released to be educated, counseled and have job training.

Ms. Buono said that this would fall under economic development activities/job training programs. She informed the residents that the City is waiting for a report to be completed that will tell the citizens of Springfield their needs and priorities as far as economic development. These types of programs have been done in the past. Unfortunately, until the report is completed it can not be determined if these types of activities will go forward in the future.

Mr. Moskal also added, for the past five years, the Department of Housing and Urban Development has frozen all of the economic development funds in the City. He explained that one of the requirements before they would begin to "unfreeze" those dollars and to begin to spend them only in the NRSA neighborhoods, would be to hire the Donahue Institute of the University of Massachusetts to do an economic development needs assessment. This entailed interviewing individuals in the NRSA neighborhoods and four neighborhood focus groups to provide inputs and needs. The report is due in December and will be made public and presented to HUD for comment. It will incorporate all of the economic development ideas that were presented as a result of the meetings and interviews.

As well as programs for youth, there should be job training programs for the elderly; people over 55 who are interested in taking on a part time job, apprenticeship and workforce development programs. Another citizen informed them that there is a program offered through the Department of Elder Affairs, Senior Aid Program.

Residents asked how these groups were chosen; who was interviewed?

Mr. Moskal informed the room they were chosen from a list of neighborhood businesses and from the citizens. It was all done through UMASS not the City.

Natalia informed the citizens that four meetings were held with about four hundred in attendance; with outreach done through the radio, press and organizations such as the neighborhood councils.

A former homeless person said that he was able to obtain the information necessary in order for him not to go back on the streets including, housing assistance, education, etc. However, there are people who don't have this opportunity/direction; they may require additional education or housing. These types of programs are important and informative.

Ms. Buono again informed the room that the City will go out to RFP and propose programs at that time; whether it will be public service only or public service and economic

development. These meetings are helpful so that the City can decide. Ms. Buono said that a tentative date that the RFP will be available is January 15<sup>th</sup>.

A citizen mentioned that the State Police came into the City last summer. She was wondering if federal funds could be used for this type of activity to target a certain area that is high crime. Ms. Buono informed them that if we could show that it is above and beyond general government costs, if it's a special program targeted within the NRSA neighborhoods it could be an eligible activity.

The Sergeant also informed the citizens that the police department has received an amount of money from a federal grant and the funds will be implemented with overtime details; especially for certain neighborhoods; specific crimes, prostitution, to focus on robberies; basically overtime details that are attacking hot spots and decreasing the surge in crime.

**Hearings 2: Neighborhood Needs and Priorities  
Tuesday, December 11<sup>th</sup> at Chestnut Accelerated Middle School**

**6:00 PM**

Attendees:

Natalia Munoz, Facilitator

Carl Dietz, Office of Housing

Helen Caulton-Harris, Department of Health and Human Services

Cathy Buono, Office of Community Development

Lori Santaniello, Office of Community Development

Ivette Cruz, Office of Neighborhood Services

Brian Connors, Office of Planning and Economic Development

Natalia Munoz opened up the hearing by explaining that the purpose of the hearing is to listen to what other's say, to obtain citizen input for the Action Plan; get ideas from the residents to identify their needs and priorities necessary to spending CDBG funds; particularly in the NRSA neighborhoods. HUD identified these neighborhoods as NRSA neighborhoods I- Memorial Square/Brightwood; NRSA II- South End and NRSA III- Old Hill/Six Corners.

Ben Murphy from the Springfield Preservation Trust wanted to know if there are any historic preservation funds available and if so, do we plan on spending the funds in the future.

Ms. Buono said that the City has not run this type of program in the last couple of years. In past years, Bob McCarroll ran the Historic Preservation Program.

A representative from the Gandara Center, family residence for at-risk young women inquired whether CDBG funds could be used for renovations to a home. The home provides assistance and support services to young women who are aging out of foster care.

Gerri McCafferty, Deputy of Homeless Services for the City of Springfield, will research this type of program further and work directly with the Gandara Center on eligibility criteria.

Anthony Falvo from the Salvation Army mentioned that his funding basically stays the same from year to year. He would like to know if this will ever change.

## 5. Citizen Input: DRAFT 08-09 ACTION PLAN

The Draft Action Plan was available for public review and comment from April 2<sup>nd</sup> through May 1<sup>st</sup>, 2008.

Copies of the DRAFT Annual Action Plan available at the Office of Community Development, 36 Court Street, Room 313; Office of Housing, 1600 East Columbus Avenue, 1st Floor; Department of Health and Human Services; 95 State Street, Central Library, 220 State Street; Springfield Neighborhood Councils, including the: South End Citizens Council, New North Citizens Council, Hungry Hill Senior Center, Pine Point Senior Center, Old Hill Neighborhood Council, Indian Orchard Neighborhood Council, and McKnight Neighborhood Council.

A notice about this review period, the availability of the draft plan, and the public forum about the draft plan, was published in the Republican on Wednesday, March 19th. In addition, a flyer in English and Spanish was sent to the individuals and organizations listed on the Office of Community Development's mailing list, including library branches and neighborhood councils as described in the Consolidated Plan. The City also posted the flyer on the City's community development website.

### Public Hearing

A public hearing to obtain comments on the Draft Annual Action Plan was held on Tuesday, April 22<sup>nd</sup> at 6:00 PM at 36 Court Street in Room 220.

Attendees:

David B. Panagore, Office of Planning and Economic Development  
Cathy Buono  
Lori Santaniello

David Panagore opened up the public hearing on April 22, 2008. A Public Hearing is required during the thirty day comment period on the DRAFT Action Plan for. The DRAFT is available for a public comment period beginning on April 3-May 1<sup>st</sup>.

At tonight's public hearing we will be hearing comments and receiving any written comments. Written comments should be directed to Cathy Buono at the Office of Community Development, City Hall. The DRAFT is required to be submitted to HUD by May 15<sup>th</sup>. At this time there will be a forty five day review period with HUD and approval by June 30<sup>th</sup>. We will start expending funds on July 1, 2008.

Jose Claudio from the New North Citizen's Council suggested that the Mayor and the OCD change the Action Plan process. Mr. Claudio suggested that the Citizens of Springfield should have a role in this process

Another citizen asked about what exactly the intentions are regarding this information.

Mr. Panagore explained how we held public meetings in the past and that this year we tried to do the hearing process differently. In addition to the three Public Hearings the City also

held a public forum on April 3, 2008 letting the residents know that the Action Plan is available to them for review and public comment.

Citizens were interested in the 1.1 million dollars that has been allocated in the South End for various projects.

Mr. Panagore explained that this money is to further the development of the South End. The revitalization plan was identified by the Urban Land Institute as the neighborhood with a number of concerns for immediate work. Panagore agreed that there are a number of other neighborhoods that also need funding, but the report indicated that the needs and priorities for this year are in the South End. He also mentioned that the South End has not received funding in past years.

The 1.1 million will be divided up into many projects. These projects are located in the back of the document as Table 3's. The South End Revitalization Strategy Program will use CDBG funds to implement projects that will accomplish the following: street/sidewalk improvements; the renovation of two parks, blight reduction, systemic code enforcement and capacity building. The dollar amount breakdowns can also be found in the Action Plan's Table 3.

Dora Robinson from the Martin Luther King Jr., Community Center said that it strikes her as funny that the demographics are from the year 2000. She said that it is now 2008 and since these demographics property levels have changed and this affects the entire neighborhood. She can't imagine that these decisions are being made based on this information.

Mr. Panagore replied that it is based on the 2000 census.

Ms. Robinson expressed again that this is 2008 and it should be addressed in the future.

Michael Denney, from the New North Citizens Council feels that there have not been any funds allocated for the North End this year and wants to know why. He also indicated that the process the City uses is not working. The process should change. He feels that because there are citizens asking why things are done, why did you use that speaker tells us that there is something wrong with the process. Mr. Denney would like the City to consider a more personal process in the future. The neighborhoods should be involved and out of citywide hands to determine needs such as poverty, violence and other issues.

Again Mr. Panagore thanked the citizens for coming and asked if there any further questions; reminded people to sign in if they already haven't and that we would be available until 7:00 p.m. to answer any questions and obtain comments on the DRAFT Action Plan, 2008-2009.

One of the attendees asked if the City received a lot of letters.

Mr. Panagore informed them that at this time the City has only received one letter and he in the process of preparing a response.

Sarah Page from HAP said that she is working closely with Old Hill Neighborhood and the Old Hill President. They want to know what the time frame is for writing letters.

Mr. Panagore said that written comments may be received until May 3. These comments/letters will be attached to the document at the time it is submitted to HUD.

It was asked if there are going to building projects.

Mr. Panagore said that funds are set aside for the South End. It is not for building sites specific at this time. Over the next several months that information will become available.

A resident inquired that if it's not site specific and not fund specific would it be called "aerial" specific?

Mr. Panagore said that it would depend on the project. He mentioned that there is a Table 3 for Mason Square Fire Station, that is project specific, however the Brighter Greener Springfield Program is for public safety and lighting; that is strictly aerial and the South End Revitalization Program is category specific.

A question was asked about the Business Loan Pool Program. Mr. Panagore said that at this time the City is putting the program together with NDC. It will be a pool of funds that will be available to small businesses on a loan basis, conditions and terms of which yet to be worked out.

Mr. Damaio, operator of a small business located in the City, asked how these funds would be made available to him and what kind of resources would be needed to get a loan of \$7000-\$8000.

Mr. Panagore said that the purpose of the loan is to be able to get a jump start on a program. As the program is developed, information will be available to those who are interested in these loans.

Leo Daniele owner of LaFiorentina Bakery, located in the City's South End, asked if City officials knew the concerns of the residents or of the people of the South End or are they going on assumptions or surveys on specific preservations.

Mr. Panagore said that the City is going on the results of 3 methods; Urban Land Institute study, the survey that has been done and on neighborhood meetings that have been held with the residents and business owners. That is where the plan has to come together, with the residents and business owners. The community has to come together. Right now there is a committee of about 35-40 people, South End Revitalization Committee. It has been determined that the City recognized the same plan and that the "need" is clearly there. Mr. Panagore expressed how important it is for everyone to come together and attend these meetings. He was unsure of the date of the next one. He informed any interested parties who they could call to see when the next date is.

Mr. Panagore invites folks to participate in these discussions, he emphasizes as to how important they are on the following topics: Main Street improvements, housing market, retail market, possibility of bringing in the Springfield Housing Authority, Code and Park Departments. It is important to have a common "mission"; common plan. It will be in the best interest of everyone in the South End to know that there is a committee that stands together.

In regards to the removal of the Gemini building, Mr. Panagore said that it is in the final phase and is nearly accomplished. At this point, it is a matter of the soil to be removed from the site and then it can be closed up.

Another citizen asked how the funding decisions are made.

Mr. Panagore said that of all the cities he has worked in, funding has always been determined by the Mayor. However the Mayor takes into consideration the advice from his staff and the community's consensus; "the buck usually stops in the Mayor's office", Panagore said.



## **Institutional Structure**

1. Describe actions that will take place during the next year to develop institutional structure.

## **Institutional Structure**

To implement the City's strategy, the City will utilize private industry, non-profit organizations, including CBDOs, CHDOs, and City departments. The utilization of such a broad base of organizations enabled the City to address its community development, housing, homeless and special needs objectives. However, while the number and abilities of the organizations and departments involved are an institutional strength, the City will constantly work to coordinate the projects and programs. Such coordination is integral to the success of the Plan.

Through a cabinet of departments that includes Office of Community Development, Office of Housing, Office of Neighborhood Services, Office of Economic Development and Planning, the City continues to enhance the coordination of the delivery of services and in the development of low- and moderate-income areas regardless of project funding sources. The major institutional focus will be to increase coordination and communication among all involved parties from the initial concept through project completion.

The Springfield Housing Authority is governed by a five member Board. Four of the Board members are appointed by the Mayor one by the governor. The City has no role in the SHA's hiring, contracting, and procurement. The City and the SHA have partnered effectively in the provision of services. Additionally the City annually reviews the SHA's plan for consistency with the City's Consolidated Plan. Through this annual review the City is able to ensure the SHA's actions are consistent with the Consolidated Plan.

## General Questions and Resources

1. Describe the geographic areas of the jurisdiction (including areas of low income families and/or racial/minority concentration) in which assistance will be directed during the next year.
2. Describe the basis for allocating investments geographically within the jurisdiction (or within the EMSA for HOPWA) (91.215(a) (1)) during the next year and the rationale for assigning the priorities.
3. Describe actions that will take place during the next year to address obstacles to meeting underserved needs.

## Geographic Target Areas

The City of Springfield has maintained a relatively consistent number of residents in the past twenty years. Today, the City is home to 152,082. Although the number of residents has remained consistent, the profile of residents has changed significantly.

### Springfield Population

	<u>1980</u>	<u>1990</u>	<u>2000</u>
<b>Springfield Population</b>	152,319	156,983	152,082

Source: US Census Bureau.

One of the greatest changes to Springfield's population is the number of residents who live in poverty. While the income of residents lagged behind the balance of the Commonwealth in 1980, the gap widened in the 1980s and 1990s. In 2000, Springfield's median family income was 58.8% of that for the Commonwealth. The median income of the City has not kept pace with that of the region or the Commonwealth. This widening income gap has significant implications on every aspect of life within the city.

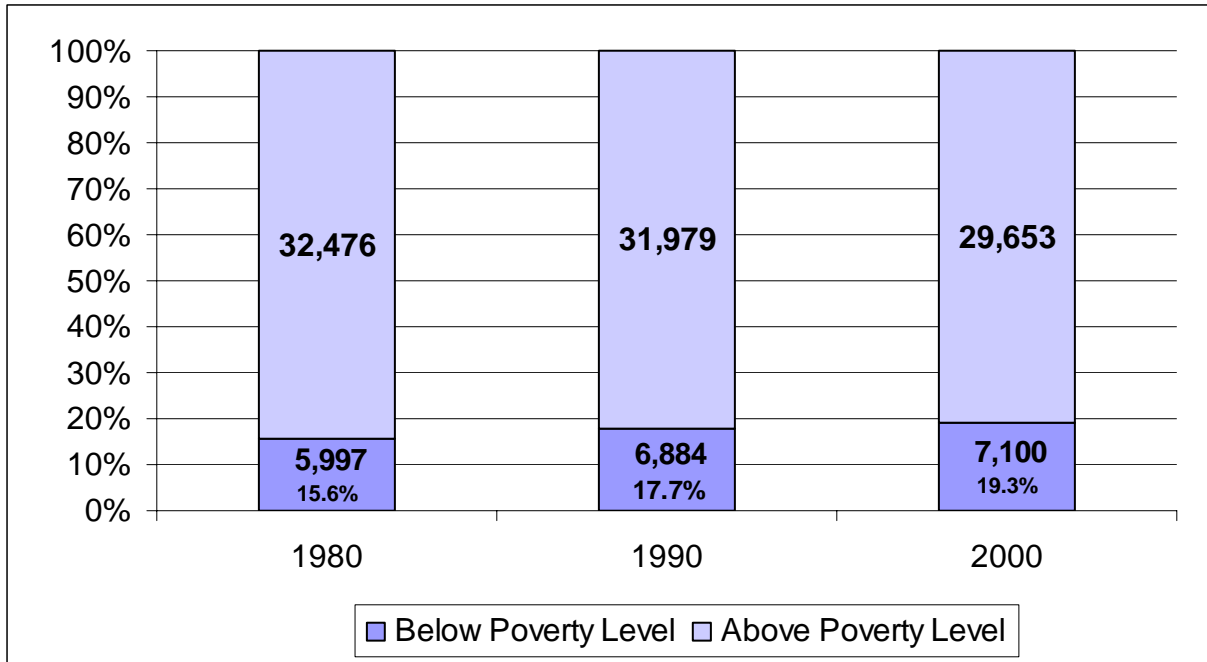
<b>Median Family Income</b>		<u>1980</u>		<u>1990</u>		<u>2000</u>
Springfield	\$	16,607	\$	30,824	\$	36,285
Hampden County	\$	19,596	\$	31,100	\$	49,257
Massachusetts	\$	21,166	\$	44,367	\$	61,664
% of Hampden County		84.7%		99.1%		73.7%
% of Massachusetts		78.5%		69.5%		58.8%

<b>Per Capita Income</b>		<u>1980</u>		<u>1990</u>		<u>2000</u>
Springfield	\$	5,819	\$	11,584	\$	15,232
Hampden County	\$	6,731	\$	14,029	\$	19,541
Massachusetts	\$	7,459	\$	17,224	\$	25,952
% of Hampden County		86.5%		82.6%		77.9%
% of Massachusetts		78.0%		67.3%		58.7%

Source: United States Department of Commerce, Bureau of the Census.

The number of families living below the poverty line has increased significantly.

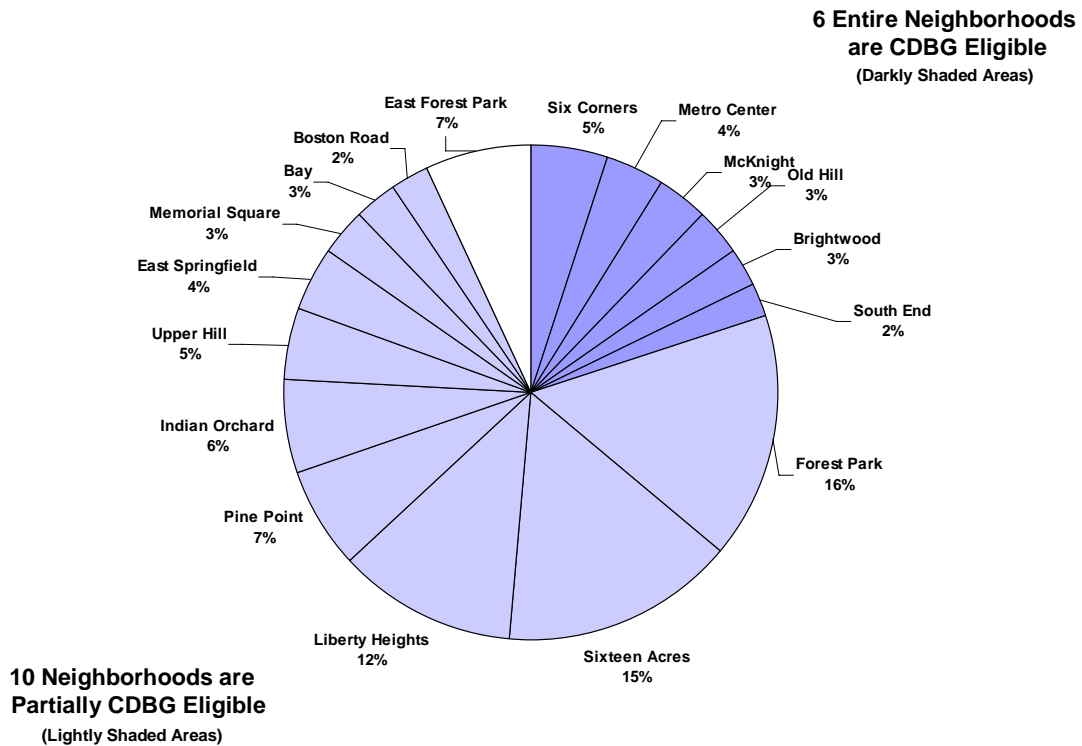
### Families with Income Below Poverty Level 1980-2000



Source: Springfield Planning Department analysis of 1980, 1999 AND 2000 US Census

This increase in the number of families living below the poverty level has resulted in most areas of the city being predominately comprised of low- to moderate-income individuals. Of the 17 neighborhoods, 6 are entirely CDBG eligible and 10 are partially CDBG eligible.

**Springfield Population in 2000 by Neighborhood: 152,082**



Source: Springfield Planning Department analysis of 2000 US Census

# Neighborhood Revitalization Strategy Area FY07-08 AMENDMENT

## 1. Statement of Goals

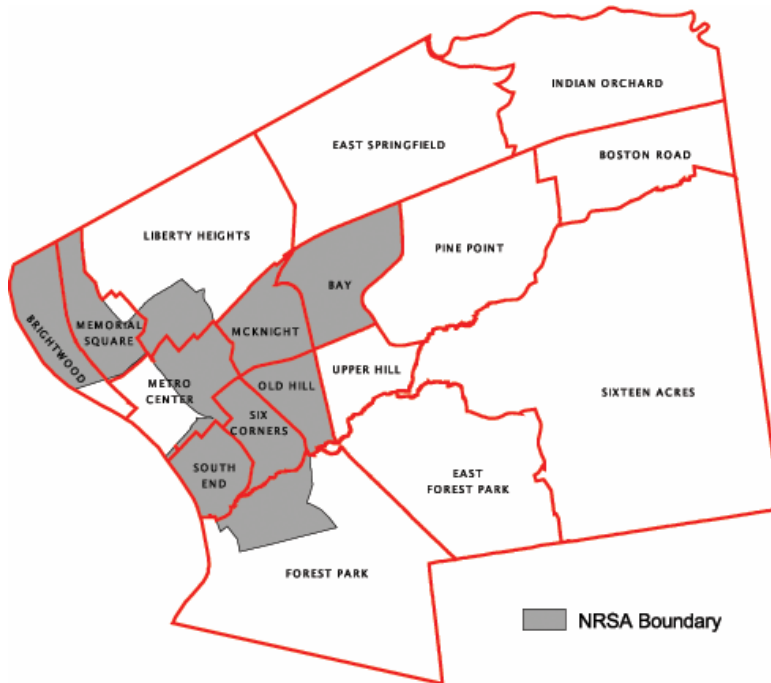
The City of Springfield is poised to intensify efforts to fundamentally change its urban neighborhoods that are located within the proposed Neighborhood Revitalization Strategy Area (NRSA). These communities are home to some of the City's poorest residents and have a wealth of ethnic diversity. The residents, businesses owners, and key stakeholders within the NRSA are dynamic, diverse, and eager for positive change and new investment.

As the result of input received from residents and community based organizations and successful capacity building activities conducted over the first two years of the NRSA period, for the FY07-08 program year the City appended the existing NRSA strategy by adding implementation steps for the establishment of three distinct, more targeted NRSA's.

Note that although they appear to be adjacent to each other, these three NRSA's do have distinct boundaries due to geographic conditions. It is anticipated that the more targeted focus in each of the three targeted NRSA's will yield a greater, more concentrated impact. Detail regarding the boundaries and block groups that comprised the original NRSA and the three subsets of the original NRSA that were created recently are included below.

The more concentrated focus of the NRSA will yield a more tangible result. The four main goals are consistent within each NRSA, and in moving from the original NRSA to the three NRSA's the City apportioned the benchmarks/measurable outcomes. In most cases the accomplishment numbers, when aggregated, surpass those of the original NRSA strategy.

### ORIGINAL NRSA



**SUBSETS OF THE ORIGINAL: MOVE TO THREE SMALLER NRSA's:**

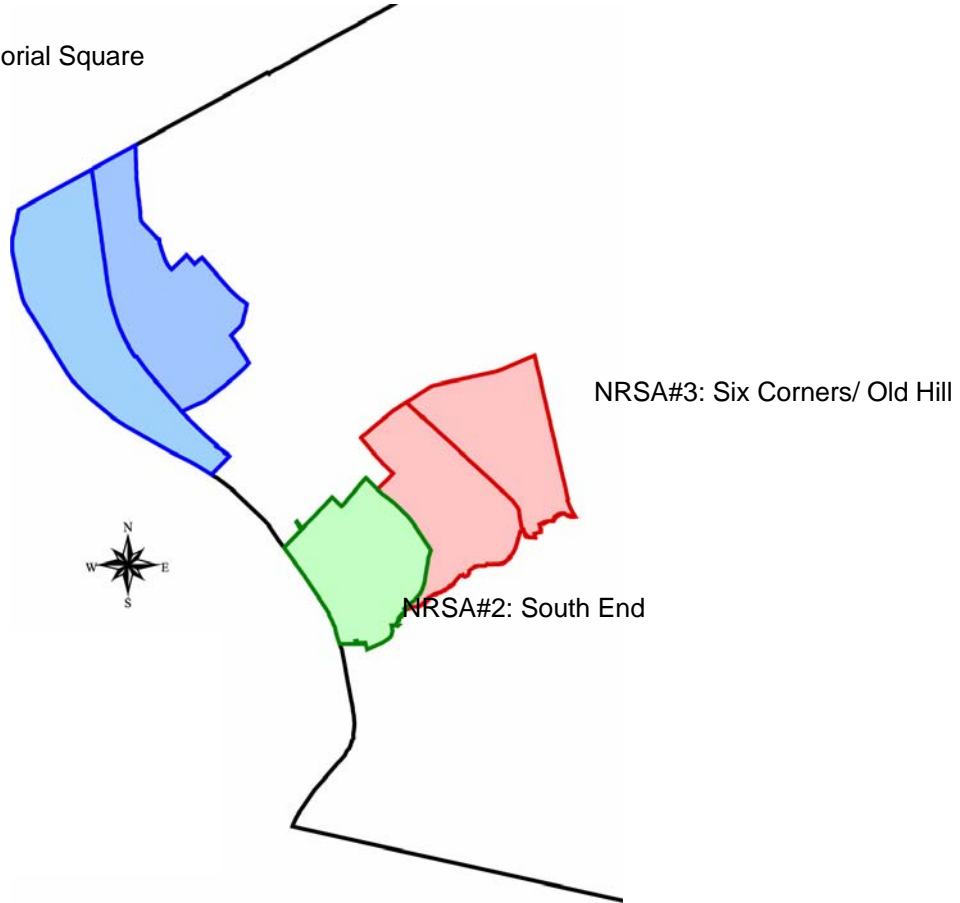
The three new NRSA's, which are located within the boundaries of the original 06-10 NRSA are:

NRSA#1 Brightwood/Memorial Square

NRSA#2 South End

NRSA#3 Six Corners/Old Hill

NRSA#1: Brightwood/Memorial Square





The CDBG and NRSA areas include the following block groups and census tracts (recently added census tract/block groups due to an administrative change implemented by HUD as detailed on pages 42 and 43 above are noted in **red type**).

The block groups that are contained within the boundaries of each of the three NRSA are indicated in the column labeled "NRSA#" with the appropriate number (NRSA#1 Brightwood/Memorial Square, NRSA#2 South End, NRSA#3 Six Corners/Old Hill).

Block groups that were contained within the original, larger NRSA but that are not included within the boundaries of any of the three NRSA recently created as subsets of the original are noted with a "0".

TRACT	NRSA #	BLKGRP	LOWMOD PCT	TRACT	NRSA #	BLKGRP	LOWMOD PCT	TRACT	NRSA #	BLKGRP	LOWMOD PCT
8026.01		3	64.8	<b>8017.00</b>		<b>1</b>	<b>59.7</b>	8011.01	0	2	100.0
8026.01		4	60.6	8017.00		3	80.3	8009.00	0	1	86.0
8026.01		5	74.7	8017.00		4	64.5	8009.00	0	2	84.7
8023.00		1	61.7	8017.00		5	68.6	8009.00	0	3	96.8
8023.00		2	57.4	8017.00		6	73.4	8009.00		4	70.3
8023.00	0	4	87.4	8016.05		2	57.9	8009.00	0	5	90.3
8023.00		5	76.2	8016.03		1	55.8	8008.00	1	1	91.4
8023.00		6	78.2	8016.02		1	60.4	8008.00	1	2	84.5
8022.00		1	69.5	8015.03		1	68.0	8007.00	1	1	88.0
8022.00		2	68.9	8015.03		2	68.9	8007.00	1	2	79.5
8022.00		3	79.1	8015.02		1	60.6	8006.00	1	1	89.3
8021.00	0	1	80.9	<b>8015.02</b>		<b>2</b>	<b>51.5</b>	8006.00	1	2	96.6
8021.00	0	4	59.5	8015.02		4	73.0	8006.00	1	3	99.4
8021.00		6	57.2	8015.01		3	78.2	8005.00		1	67.5
8021.00		9	69.1	8015.01		4	60.9	8005.00		2	62.2
8020.00	2	1	87.6	8014.02		1	59.3	8004.00		2	62.8
8020.00	0	2	86.5	8014.02		4	60.7	8004.00		4	61.5
8020.00	2	3	84.2	8014.01		5	76.5	8004.00		5	67.1
8019.00	3	1	85.5	8014.01		6	79.5	8004.00		6	69.4
8019.00	3	2	85.7	8013.00		1	76.6	8003.00		1	64.9
8019.00	3	3	85.4	8013.00	0	2	87.8	<b>8003.00</b>		<b>2</b>	<b>54.7</b>
8019.00	3	4	84.6	8013.00		3	70.2	8002.02		1	57.2
8019.00	3	5	88.7	8013.00		5	65.5	8002.01		3	62.2
8019.00	3	8	89.0	8012.00	0	1	94.1	<b>8002.01</b>		<b>4</b>	<b>53.1</b>
8018.00	3	1	79.0	8012.00		2	86.7	8002.01		6	75.5
8018.00	3	2	75.9	8012.00		3	67.1	8001.00	0	1	82.9
8018.00	3	3	85.2	8011.02	2	1	64.6	8001.00		2	60.5
8018.00	3	5	78.6	8011.02	2	2	87.1	8001.00		4	76.2
8018.00	3	6	91.0	8011.01	0	1	88.0	8001.00		5	76.2
								8001.00		8	70.9

Source: HUD CPD

## **NRSA GOALS**

The following four goals encompass our collective global vision for the three NRSA. These goals are the result of a series of public meetings, interaction with key stakeholders in the neighborhoods and from ongoing efforts focused on meeting with neighborhood councils and civic associations to better understand the needs of residents.

1. Build capacity within existing community-based organizations so that they can better support NRSA households and serve as the catalyst for change.
2. Improve neighborhood infrastructure, housing stock and the overall aesthetics of neighborhoods to bring back civic pride and encourage private investment.
3. Engage all NRSA Neighborhood stakeholders and the governing body of our city to form a partnership to make our neighborhoods a better place to live, work and recreate.
4. Foster neighborhood economic development to promote meaningful job creation for NRSA residents.

For each of the goals, the City identified benchmarks/measurable outcomes within a logic model for the NRSA. In moving from the original NRSA to the three NRSA, the City uses the same benchmarks/measurable outcomes, but quantifiable goals are divided into thirds as overviewed in the three NRSA summaries attached to this document. In most cases the accomplishment numbers, when aggregated, surpass those of the original NRSA strategy.

The Office of Neighborhood Services funds four resident driven organizations within the NRSA: the New North Citizens Council (NRSA #1), the South End Citizens Council (NRSA #2), the Old Hill Neighborhood Council and the Maple High/Six Corners Neighborhood Council (NRSA 3#). These CDBG sub-recipients are the primary source of consultation with NRSA residents. Typically these organizations conduct public meetings at least once a month to address neighborhood concerns and ongoing neighborhood initiatives. All of these organizations have dedicated staff that work daily with their respective communities to better understand and address their concerns with the full support of the City behind them.

Additionally, staff from the Office of Neighborhood Services attends numerous neighborhood meetings in addition to scheduling meetings with various councils and concerned NRSA residents surrounding particular issues. This ongoing process allows the City to better understand and build consensus around specific needs and priorities of NRSA residents. Typically other city departments are also invited to join in the discussion to share their expertise and resources to address neighborhood needs. This ongoing dialog and the resulting activities serve as the foundation upon which we are revitalizing our NRSA neighborhoods.

In addition to our efforts to promote ongoing interaction and communication with NRSA neighborhoods the City of Springfield sponsors four community input meetings annually. Residents were encouraged to attend and share their concerns with city officials. Further, the City is actively working with neighborhood organizations to build mutually beneficial partnerships between neighborhood organizations and key stakeholders and businesses in each community. Through these partnerships the City is able to leverage support to neighborhood organizations with investment from the private sector. Fostering the understanding that public dollars alone cannot bring about substantial and sustainable change is paramount to the success of the NRSA.

While the finances of Springfield have necessitated the need for a state financial control board, this creates a unique opportunity to establish new partnerships to substantially improve the City's neighborhoods. With far-reaching assistance from various sources

including HUD and the Commonwealth of Massachusetts, including the resources made available to the City through the Springfield Financial Control Board, the potential exists for the City to make significant and sustainable neighborhood improvements that will benefit residents and improve the quality of life in the proposed NRSA is highly feasible. These new resources and partnerships are supporting the following activities in NRSA neighborhoods:

- Assistance from the State Police to address crime;
- Additional demolition dollars to address dangerous abandoned properties;
- Support to make substantial infrastructure improvements for the NRSA neighborhoods;
- Operational assessment of key city departments including Public Safety and Department of Public Works;
- Consolidation of code inspection functions within the Office of Housing;
- Coordination of publicly owned real estate disposition;
- Nearly \$7 Million dollars to make improvements to the State Street corridor;
- State funding for a \$100,000 walking tour for the South End Neighborhood; and
- A new City budget mandate to spend .5% of the budget (FY06 \$1.9 Million) on capital improvements for city neighborhoods.

## **2. Past Accomplishments**

As reported within the Annual CAPERS, real accomplishments have occurred within the Enterprise Community over the past ten years, yet the need to move more aggressively and urgently to stem blight and improve the lives of people and businesses in these communities has become increasingly apparent. It is with this new sense of urgency coupled with fundamental changes in the city's operating capacity that the proposed NRSA has been developed. Tangible outcomes that develop from this new foundation for neighborhood renewal will be the cornerstone for the NRSA.

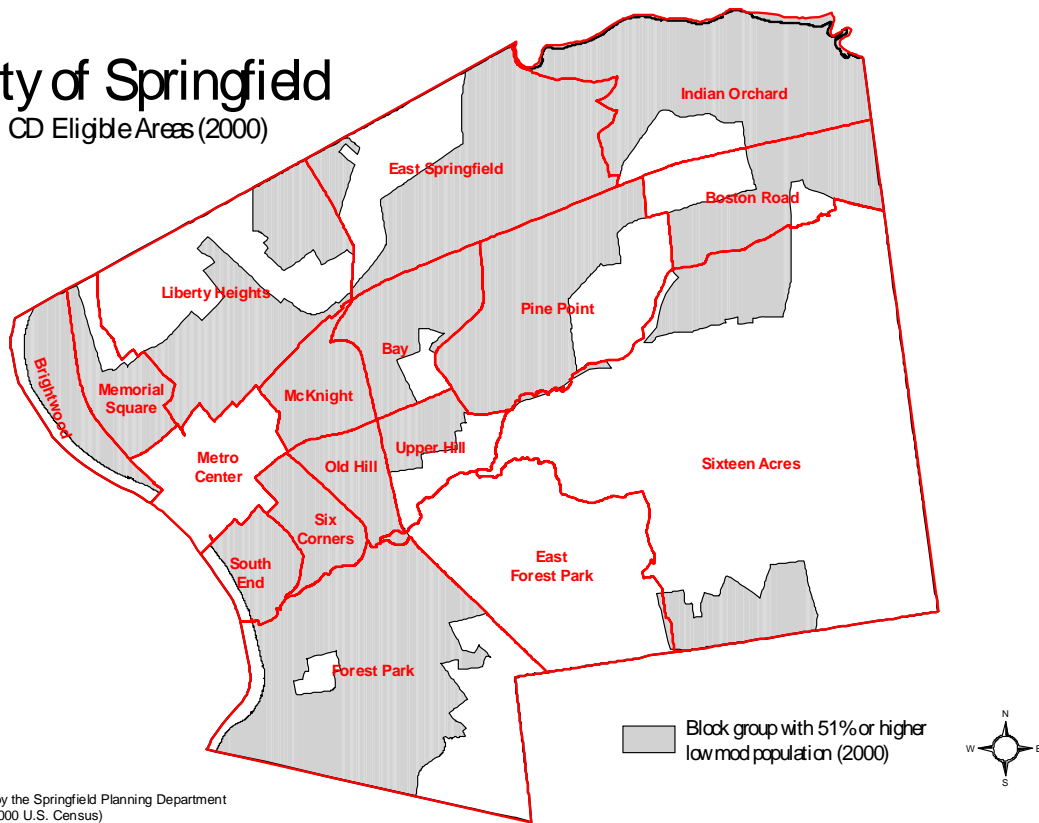
## **3. Defining the NRSA Area**

***The U.S. Department of Housing and Urban Development (HUD) developed, in 1996, criteria for approving locally determined strategies to address primarily distressed residential areas for revitalization. These areas are known as Neighborhood Revitalization Strategy Areas (NRSA).***

The map below indicates block groups with 51% or higher low-to-moderate income population in primarily residential areas. Most of these block groups are contiguous, so they are eligible to be included within a NRSA under HUD guidelines. Given the enormity of the number of block groups falling within this category and the substantial resources that would be needed to include all of these neighborhoods in the NRSA, additional criteria was established by the City of Springfield to limit the size of the NRSA to only those neighborhoods and neighborhood sections that had the greatest need.

# City of Springfield

CD Eligible Areas (2000)



Map Prepared by the Springfield Planning Department  
(Data source: 2000 U.S. Census)

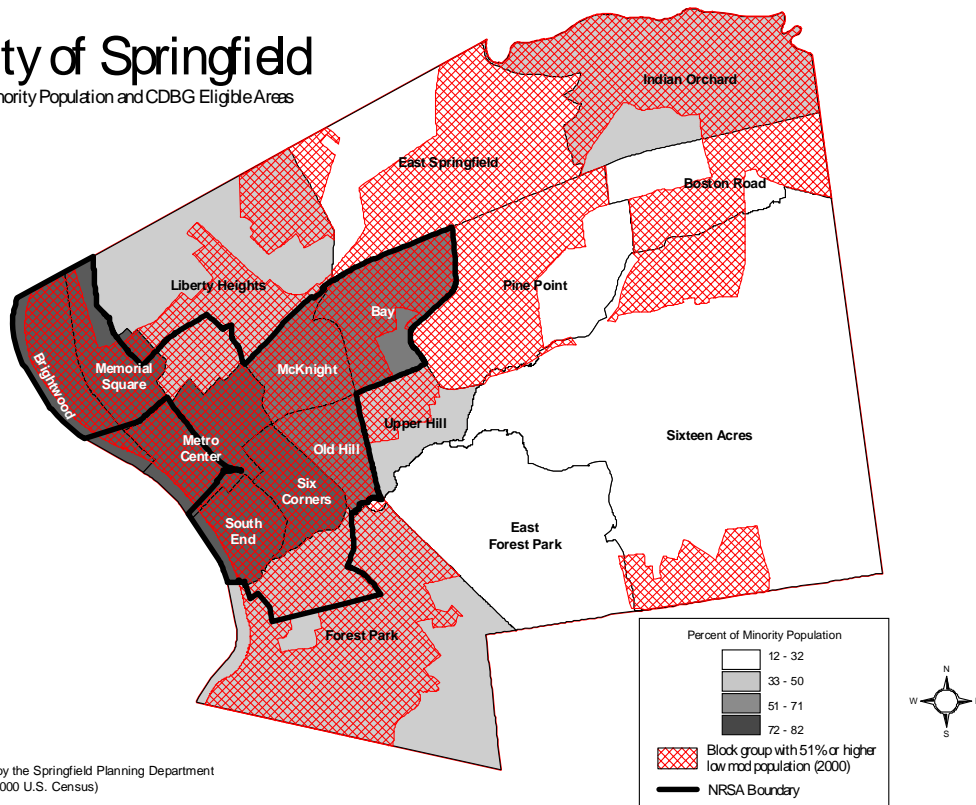
The City of Springfield established the following additional criteria to determine what neighborhoods and neighborhood sections should be included in the NRSA:

- Neighborhoods or neighborhood sections where the minority population is higher than 51% of all neighborhood residents;
- Neighborhoods with active neighborhood groups, CDC's, and key stakeholders where the successful implementation of the NRSA plan is likely.

The final determination for creating the boundary for the original NRSA is illustrated in the map below that combines all of the above criteria. There are notable neighborhoods and neighborhood sections that are not included because they do not meet a sufficient threshold of the above criteria. More specifically Metro Center is not included because it is not predominately residential; Indian Orchard, East Springfield, Boston Road, Pine Point, Bay, McKnight, Sixteen Acres, Liberty Heights and Forest Park are not included because they do not have large percentages of minority residents and most are not contiguous to other neighborhoods with greater needs. By limiting the size of the NRSA the City of Springfield will be better able to focus available resources in those neighborhoods with the greatest need for revitalization and foster sustainable positive changes that benefit NRSA residents.

# City of Springfield

Minority Population and CDBG Eligible Areas



Working with key staff people from the Commonwealth of Massachusetts to further refine the NRSA, the City further identified the three subsets of this original NRSA as locations where a comprehensive neighborhood revitalization effort would both maximize leveraging potential and impact the largest number of low and moderate income residents: of the areas in the city that are primarily residential, the low income and minority populations residing in Springfield are most concentrated in these three areas.

#### 4. Need for NRSA designation

Despite ongoing efforts to address the many complex needs of residents in the Enterprise Community, there is still much more to be done. From 1990 to 2000 the number of census blocks groups that represent 51% or higher low-to moderate-income population has risen. These census block groups are predominately in Springfield's most urban neighborhoods. These communities are falling behind when compared to the overall economic health of the remaining city neighborhoods and the region in total. Further, violent crime has increased in the city; according to City-data.com Springfield's crime index of 896.3 is significantly higher than the U.S. average of 330.6. Through the first quarter of 2005 the city has had 7 murders. The following indicators further illustrate the need to re-designate Springfield's Enterprise Community as a NRSA:

Unemployment statistics for NRSA neighborhoods, as shown in the following indices, highlight a significant disparity between the number of unemployed individuals in NRSA neighborhoods compared to the entire City of Springfield and the region.

### Poverty Levels

Neighborhood	Total Population	Persons below Poverty Level	Percent below Poverty Level
NRSA 1: Brightwood/ Memorial Square	8,708	4,272	49%
NRSA #2: South End	3,093	1,537	50%
NRSA #3: Six Corners/ Old Hill	11,851	5,120	49%
City of Springfield	146,327	33,772	23%
Region			13%

Source: 2000 Census

### Housing Units – Percent owner-occupied

Neighborhood	Total Housing Units	Occupied Housing Units	Percent Owner-occupied units
NRSA #1 Brightwood/ Memorial Square	3,466	3,125	13%
NRSA #2: South End	1,365	1,273	15%
NRSA#3: Six Corners/ Old Hill	5,126	44,83	23%
City of Springfield	61,172	57,130	50%
Region	239,709	227,095	63%

Source: 2000 Census

### Unemployment

Neighborhood	In Civilian Labor Force	Employed	Unemployed	Percent Unemployed
NRSA#1: Brightwood/ Memorial Square	2,276	1,907	369	16.0%
NRSA#2: South End	1,069	938	131	12.3%
NRSA#3: Six Corners/ Old Hill	5,172	4,410	762	14.7%
City of Springfield	66,262	60,651	5,611	8.5%
Region	296,374	272,660	23,714	8%

Source: 2000 Census

### Housing Units Built before 1940

Neighborhood	Housing Construction 1939 or Earlier	Total Housing Units	Percent Housing Units Built before 1940
NRSA #1: Brightwood/ Memorial Square	689	3,338	20.6%
NRSA#2: South End	730	1,365	53.5%
NRSA#3: Six Corners/ Old Hill	2,671	5,126	52.1%
<b>City of Springfield</b>	22,190	61,172	36.3%

Source: 2000 Census

### Lead Hazards

Neighborhood	Number of High Risk Units*	% of City Total
NRSA 1: Brightwood/ Memorial Square	495	8.0%
NRSA #2: South End	470	7.6%
NRSA #3: Six Corners/ Old Hill	1,050	16.9%
<b>City of Springfield</b>	6,207	100%

Source: Scorecard, Environmental Defense

\*This measure is the number of housing units that were built before 1950 and are occupied by families living below the poverty level.

### Education Attainment

Neighborhood	Persons Age 25 and Over	Percent High School Graduate or Higher
NRSA #1 Brightwood/ Memorial Square	4,393	41%
NRSA #2: South End	1,660	56%
NRSA #3: Six Corners/ Old Hill	6,495	59%
<b>City of Springfield</b>	90,800	73%

Source: 2000 Census

### Health Indices – HIV/AIDS

Neighborhood	% of residents known to be living with HIV/AIDS
Memorial Square	.99%
Brightwood	
South End	1.37%

Six Corners	
Old Hill	.75%
City of Springfield	.6%
Massachusetts	.2%

Source: Springfield Health and Human Services April 2004 Data, Due to constraints of DATA, information may not be categorized by each NRSA.

### Health Indices – Teen Births

Neighborhood	% Age 17 or Under	% Age 18-19
Memorial Square	16.6%	16.4%
Brightwood		
South End	8.8%	14.7%
Six Corners	10.4%	16.4%
Old Hill	12.8%	17.1%
City of Springfield	8.8%	11.9%

Source: Springfield Health and Human Services 1997-1999 Data, Due to constraints of DATA, information may not be categorized by each NRSA.

### Elderly Living Alone

Neighborhood	65 + Living alone	Total Population	Percent
NRSA #1: Brightwood/ Memorial Square	349	8,825	3.95%
NRSA #2: South End	111	3,223	3.44%
NRSA #3: Six Corners/ Old Hill	281	12,245	2.29%
City of Springfield	6841	152,082	4.5%

Source: 2000 Census



### Youth Living in Poverty

Neighborhood	< 18 Below Poverty Level	Total Population	Percent
NRSA #1: Brightwood/ Memorial Square	1,966	8,825	22.28%
NRSA #2: South End	701	3,223	21.75
NRSA #3: Six Corners/ Old Hill	2,369	12,245	19.35
City of Springfield	14,637	152,082	9.62

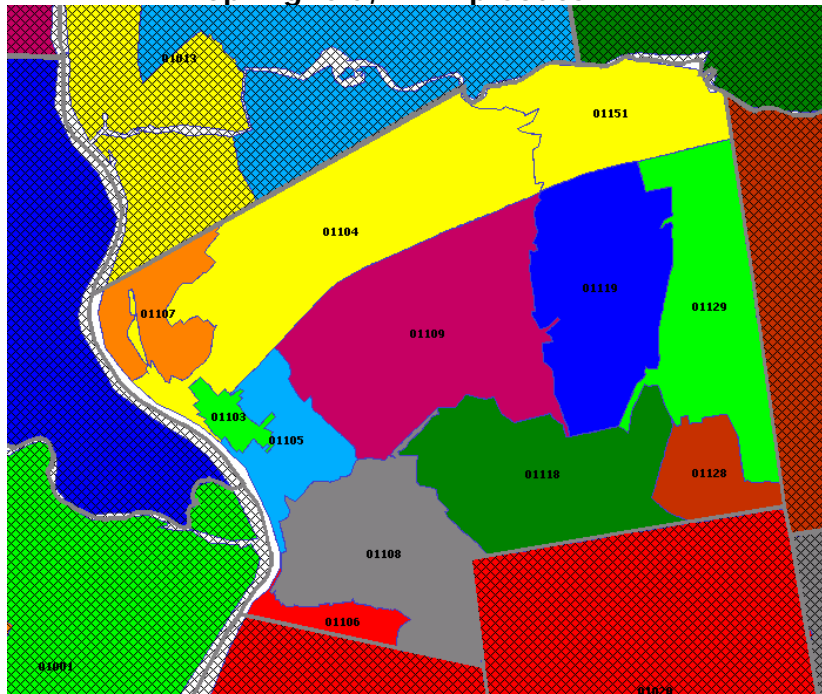
Source: 2000 Census

### Limited Access to Business

Zip	Location	Percent of % Individuals Below Poverty Level	Individuals Living Below Poverty Level Per Establishment
01107	NRSA Equivalent Zip Code	40.0%	32.1
01109	NRSA Equivalent Zip Code	36.9%	24.3
01105	NRSA Equivalent Zip Code	43.9%	20.2
01108	Not in NRSA	23.0%	19.4
01104	Not in NRSA	19.9%	11.0
01151	Not in NRSA	19.2%	7.5
01119	Not in NRSA	9.2%	7.2
01118	Not in NRSA	7.5%	6.1
01128	Not in NRSA	7.2%	3.4
01103	Not in NRSA (Metro Center)	37.7%	2.9
01129	Not in NRSA	4.8%	1.8

Source: 2000 US Census, Dun and Bradstreet, Due to constraints of DATA, information may not be categorized by each NRSA.

### Springfield, MA Zip Codes



Zip codes are presented as business data was only available by zip codes and not by census tracts.

### 5. NRSA Action Plan

The strategy to focus on four global goals for the Neighborhood Revitalization Strategy plan includes addressing the following needs with corresponding objectives. The success of the NRSA will be measured against achieving the critical outcomes that are shown in the attached logic plans.

Goal 1: Build capacity within existing community-based organizations so that they can serve as the catalyst for neighborhood renewal and better support the needs of NRSA households.

Problem/Need	Objectives
1. The needs of NRSA households require a coordinated, community based approach.	Identify and implement successful community-based service models to meet the health needs of NRSA residents.
2. Neighborhood organizations are lacking the needed human and capital resources to effectively address quality of life and revitalization issues.	Provide technical assistance and build capacity in organizations throughout the NRSA.
3. Neighborhood businesses and key stakeholders are not fully engaged in neighborhood revitalization activities.	Create processes and tools to better facilitate communication between NRSA residents, neighborhood businesses, and key stakeholders.

Goal 2. Improve neighborhood infrastructure, housing stock and the overall aesthetics of neighborhoods to bring back civic pride and encourage private investment.

<b>Problem/Need</b>	<b>Objectives</b>
1. Negative quality of life issues are affecting the desirability and corresponding marketability of Springfield's urban neighborhoods	Address graffiti, adverse neighborhood businesses, zoning, code violations and related crime.
2. NRSA neighborhoods have a disproportionate percentage of vacant blighted properties and marginal housing stock.	To redevelop vacant properties and rehabilitate marginal stock.
3. Public infrastructure (streets, sidewalks, lighting, schools) within the NRSA is in need of significant repair.	Improve the quality of public infrastructure.

Goal 3. Engage all NRSA Neighborhood stakeholders and the governing body of our city to form a partnership to make our neighborhoods a better place to live, work and recreate.

<b>Problem/Need</b>	<b>Objectives</b>
1. Lack of educational attainment and vocational training limit employment opportunities for NRSA residents.	Expand non-traditional education and employment training opportunities.
2. NRSA residents have a high reliance on public transportation and youth need a breadth of recreational opportunities within NRSA.	Invest in parks, and recreational and youth programming within NRSA.
3. Loss of stable, quality housing units in NRSA.	Expand affordable housing units, homeownership, and rentals to provide quality housing.

4. Foster neighborhood economic development to promote meaningful job creation for NRSA residents.

<b>Problem/Need</b>	<b>Objectives</b>
1. High rates of unemployment in NRSA neighborhoods result from the lack educational attainment and vocational training.	Expand non-traditional education and employment training opportunities that target local economic job growth opportunities.
2. NRSA neighborhoods economic development activities do not specifically target local residents for employment opportunities.	Engage key stakeholders and NRSA neighborhood businesses to invest in neighborhoods by promoting the hiring of local residents.
3. Loss of employment opportunities in NRSA neighborhoods are the result of not attracting consumers from beyond NRSA neighborhoods to patronize NRSA neighborhood businesses.	Expand efforts to market local businesses by addressing negative influences in NRSA neighborhood commercial districts such as graffiti, crime, and code violations.

**Neighborhood Revitalization Strategy Area (NRSA)  
 (NRSA) # 1: Brightwood/Memorial Square  
 OVERVIEW OF ACTIVITIES AND OUTCOME GOALS**

<b>GOAL #1:</b>		
<b><i>Investing in residents through community based organizations</i></b>		
<b><i>Activity</i></b>	<b><i>5 YEARS BENCHMARKS/Outcome Goals</i></b>	<b><i>FY08-09 Anticipated Accomplishment</i></b>
<p>A. To concentrate efforts to build capacity of organizations to insure innovative, outcome-based programs to best address the needs of NRSA residents.</p>	<p>(i) Increased organizational capacity of 2 NRSA organizations to serve NRSA households through the provision of technical and financial assistance.</p>	<p>Increased organizational capacity of an additional NRSA organization, the past three years we've provided technical and financial support to New North Citizens Council</p>
	<p>(ii) 200 NRSA residents have access to more direct services to support and improve households stability.</p>	<p>50 NRSA residents will have more direct services to support and improve household stability through New north Citizens Council</p>
	<p>(iii) 2 capacity building trainings will be provided.</p>	<p>A one day capacity building and leadership development skills will be provided. In previous project years 2 capacity building training sessions were provided</p>
	<p>(iv) All programs utilize results oriented measurement tools and efficient service delivery.</p>	<p>all programs utilize results oriented measurement tools</p>
	<p>(v) NRSA residents report greater satisfaction with service delivery system and the resources available to their households.</p>	<p>satisfaction survey method will be developed</p>

	(vi) Coordinated delivery system, which maximizes best practices and leverages significant private resources and participation. Implement 1 best practice and leverage 1 for 1 on all CDBG expenditures.	Focus on targeted investment will improve the ability to leverage significant resource
B. To operate and support programs that increase economic and wealth accumulation for NRSA residents.	(i) Outreach and enroll 75 NRSA households in credit and home buying counseling, small business development, and other programs to expand opportunities for financial stability.	15 NRSA households will participate in credit and homebuyers counseling and small business development
	(ii) 35 households will complete the education component and assess their current credit.	7 households will complete the education component and assess their current credit
	(iii) Provide credit/home buying counseling to 10 NRSA households.	credit /home buying counseling will be provided to 3 NRSA household
	(iv) Provide entrepreneurial support to 3 NRSA household.	entrepreneurial support will be provided to 1 NRSA household
	(v) 35% of NRSA participants will develop a realistic financial plan to accomplish household goals.	4 NRSA participants will develop a realistic financial plan to accomplish household goals
	(vi) 50% of participating NRSA households will report increased financial literacy.	4 NRSA participants will report increase financial literacy
	(vii) Provide financial assistance to 6 households to achieve the goal of home ownership or business ownership.	2 NRSA households will receive financial assistance to achieve the goal of homeownership or business ownership
	(ix) 20 households will obtain increased financial stability and/or increased net worth through increased equity.	
	C. Concentrate efforts to improve educational attainment of NRSA residents, engage key stakeholders and businesses and improve the physical environment of NRSA neighborhood commercial districts to	(i) Outreach to 10 neighborhood businesses to support on-the-job training and job shadowing for local residents.

foster meaningful job creation for NRSA residents.	(ii) 5% of NRSA neighborhood businesses participate	3 NRSA business to participate
	(iii) 15 NRSA residents participate in job shadowing and on the job training with local businesses	5 NRSA residents participate in job shadowing training with local business
	(iv) Through cooperative public/private efforts improve the physical environment of neighborhood commercial districts to encourage economic stability, attract new consumers and support job creation. Expend \$50,000 annually on neighborhood capital project(s).	\$50,000 will be spent on neighborhood capital project(s)
	(v) Core NRSA neighborhood commercial districts decrease vacancy by at least 10%	Assist in developing 1 business to fill a vacancy in a neighborhood district
	(vi) Develop 1 partnership with local businesses and key institutions to hire local NRSA residents.	A partnership has been developed with Bay State Health systems and another partnership will be developed during this year.
	(vii) Local NRSA businesses target employment hiring goal of at least 25% of new employees being NRSA residents.	
	(viii) At least 4 NRSA residents are hired through these efforts.	2 NRSA residents

<b>GOAL #2:</b>		
<b>NEIGHBORHOOD INFRASTRUCTURE/BLIGHTED PROPERTIES</b>		
<b>NEIGHBORHOOD INFRASTRUCTURE/BLIGHTED PROPERTIES</b>	<b>5 YEARS BENCHMARKS/Outcome Goals</b>	<b>FY08-09 Anticipated Accomplishment</b>
A. Improve neighborhood infrastructure, housing stock and the overall aesthetics of neighborhoods to bring back civic pride and encourage private investment.	(i) Coordinate plan by relevant city departments and relevant organizations on infrastructure priorities. Complete \$30,000 of streets, sidewalks or other infrastructure improvements	Through targeted investment complete \$30,000 of streets and sidewalks in areas in which other resources are being allocated
	(ii) Prioritize the top 10 infrastructure needs.	Invest on 2 of the top ten infrastructure needs
	(iii) Develop revitalization strategies for blighted and problem properties.	NRSA neighborhood and Office of Housing will work in partnership to develop a strategy to impact blighted and problem properties
	(iv) Revitalization strategy addresses 75% of blighted and problem properties identified by NRSA.	Revitalize 2 blighted properties
	(v) Improve recreational opportunities for NRSA residents. Complete one park improvement project.	2 Park improvement projects have been completed in the area improving recreational opportunities for residents
	(vi) NRSA residents' utilization of public open space and recreational programs will increase.	The utilization of public space has increased
	(vii) Develop strategy with community based organizations to cooperatively report on and follow-up with code enforcement issues resulting in 500 Code enforcement actions resolved.	Code enforcement developed a database system and an electronic report system utilized by neighborhood residents to report code enforcement violations. 200 code enforcement actions will be resolved.

	(viii) Accomplish the redevelopment of 5 blighted properties.	Accomplish the redevelopment of 3 properties in the area
	(ix) 70% of redeveloped properties will be homeownership units thereby increasing homeownership percentages in NRSA neighborhood.	2 properties will be homeownership units
	(x) Reduction of blighted properties and properties with code violations	Reduction of blighted properties by 3, reduction of properties with code violations by 200.
	(xi) Develop one additional public facility - the Barbara Rivera Center	Development of a public facility is underway
	(xii) NRSA residents use of public facilities will increase	

<b>GOAL #3:</b>		
<b>ENGAGING KEY STAKEHOLDERS / BUILDING PARTNERSHIPS</b>		
<b>Activity</b>	<b>5 YEARS BENCHMARKS/Outcome Goals</b>	<b>FY08-09 Anticipated Accomplishment</b>
A. Engage all NRSA Neighborhood stakeholders and the governing body of our city to form a partnership to make our neighborhoods a better place to live work and recreate.	(i) Identify and bring together key neighborhood stakeholders and CBO's for each NRSA neighborhood.	The city continues to work in partnership with New North Citizens Council, Baystate Health Systems and other community based organizations to improve the quality of life in the neighborhood
	(ii) All NRSA neighborhood CBOs have partnerships with key stakeholders that benefit NRSA residents through the sharing of resources.	A strong partnership has developed between Baystate Health Systems and neighborhood organizations providing financial resources to target investment in the neighborhood



<b>GOAL #4:</b>		
<b>ECONOMIC DEVELOPMENT/JOB CREATION</b>		
<b>Activity</b>	<b>5 YEARS BENCHMARKS/Outcome Goals</b>	<b>FY08-09 Anticipated Accomplishment</b>
A. Foster neighborhood economic development to promote meaningful job creation for NRSA residents.	(i) Identify and seek out businesses to fill business and service gaps for NRSA neighborhoods. Attract 2 new businesses. Identify adverse neighborhood uses and relocate 1 such use.	Attract 1 business to fill business gap and relocate 1 adverse use
	(ii) Improve quality of life for NRSA residents by bringing needed business to NRSA neighborhoods and relocating or eliminating adverse businesses. NRSA residents report greater satisfaction with available neighborhood businesses.	Attract 1 business to fill business gap and relocate 1 adverse business
	(iii) Key stakeholders and neighborhood businesses provide educational support and vocational training for 30 NRSA residents.	A workforce development plan will be implemented to provide educational support and vocational training to 10 NRSA residents
	(iv) 50% of participating NRSA residents report improved vocational skills and greater access to local employment opportunities.	5 NRSA residents will report improved vocational skills and greater access to local employment opportunities

**Neighborhood Revitalization Strategy Area (NRSA)  
(NRSA) # 2: South End  
OVERVIEW OF ACTIVITIES AND OUTCOME GOALS**

<b>GOAL #1:</b>		
<b>Investing in residents through community based organizations</b>		
<b>Activity</b>	<b>5 YEARS BENCHMARKS/Outcome Goals</b>	<b>FY08-09 Anticipated Accomplishment</b>
A. To concentrate efforts to build capacity of organizations to insure innovative, outcome-based programs to best address the needs of NRSA residents.	(i) Increased organizational capacity of 2 NRSA organizations to serve NRSA households through the provision of technical and financial assistance.	Increased organizational capacity of an additional NRSA organization, the past three years we've provided technical and financial support to the South End Citizens Council
	(ii) 100 NRSA residents have access to more direct services to support and improve household's stability.	25 NRSA residents will have more direct services to support and improve household stability.
	(iii) 2 capacity building trainings will be provided.	A one day capacity building and leadership development skills will be provided. In previous project years 2 capacity building training sessions were provided
	(iv) All programs utilize results oriented measurement tools and efficient service delivery.	All programs utilize results oriented measurement tools
	(v) NRSA residents report greater satisfaction with service delivery system and the resources available to their households.	Satisfaction survey method will be developed
	(vi) Coordinated delivery system, which maximizes best practices and leverages significant private resources and participation. Implement 1 best practice and leverage 1 for 1 on all CDBG expenditures.	The focus on targeted investment based on a partnership between all stakeholders in the NRSA will improve the ability to leverage significant resource to attain meaningful revitalization in the area.
B. To operate and support programs that increase economic and wealth accumulation for NRSA residents.	(i) Outreach and enroll 50 NRSA households in credit and home buying counseling, small business development, and other programs to expand opportunities for financial stability.	10 NRSA households will participate in credit and homebuyers counseling and small business development
	(ii) 35 households will complete the education component and assess their current credit.	7 households will complete the education component and assess their current credit
	(iii) Provide credit/home buying counseling to 10 NRSA households.	Credit /home buying counseling will be provided to 2 NRSA household

	(iv) Provide entrepreneurial support to 3 NRSA household.	Entrepreneurial support will be provided to 1 NRSA household
	(v) 35% of NRSA participants will develop a realistic financial plan to accomplish household goals.	4 NRSA participants will develop a realistic financial plan to accomplish household goals
	(vi) 50% of participating NRSA households will report increased financial literacy.	4 NRSA participants will report increased financial literacy
	(vii) Provide financial assistance to 6 households to achieve the goal of home ownership or business ownership.	2 NRSA households will receive financial assistance to achieve the goal of homeownership or business ownership
	(ix) 6 households will obtain increased financial stability and/or increased net worth through increased equity.	
C. Concentrate efforts to improve educational attainment of NRSA residents, engage key stakeholders and businesses and improve the physical environment of NRSA neighborhood commercial districts to foster meaning job creation for NRSA residents.	(i) Outreach to 5 neighborhood businesses to support on-the-job training and job shadowing for local residents.	Outreach to 2 neighborhood business to support on the job training and job shadowing for local residents.
	(ii) 10% of NRSA neighborhood businesses participate	3 NRSA businesses to participate
	(iii) 5 NRSA residents participate in job shadowing and on the job training with local businesses	1 NRSA resident will participate in job shadowing training with a local business
	(iv) Through cooperative public/private efforts improve the physical environment of neighborhood commercial districts to encourage economic stability, attract new consumers and support job creation. Expend \$50,000 annually on neighborhood capital project(s).	\$50,000 will be spent on neighborhood capital project(s)
	(v) Core NRSA neighborhood commercial districts decrease vacancy by at least 10%	Assist in developing 1 business to fill a vacancy in a neighborhood district
	(vi) Develop 1 partnership with local businesses and key institutions to hire local NRSA residents.	A partnership between stake holder in this NRSA will be supported.
	(vii) Local NRSA businesses target employment hiring goal of at least 25% of new employees being NRSA residents.	
	(viii) At least 3 NRSA residents are hired through these efforts.	1 NRSA resident

<b>GOAL #2:</b>		
<b>NEIGHBORHOOD INFRASTRUCTURE/BLIGHTED PROPERTIES</b>		
<b>Activity</b>	<b>5 YEARS BENCHMARKS/Outcome Goals</b>	<b>FY08-09 Anticipated Accomplishment</b>
A. Improve neighborhood infrastructure, housing stock and the overall aesthetics of neighborhoods to bring back civic pride and encourage private investment.	(i) Coordinate plan by relevant city departments and relevant organizations on infrastructure priorities. Complete \$30,000 of streets, sidewalks or other infrastructure improvements	Through targeted investment complete \$30,000 of streets and sidewalks in areas in which other resources are being allocated
	(ii) Prioritize the top 10 infrastructure needs.	Invest on 2 of the top ten infrastructure needs
	(iii) Develop revitalization strategies for blighted and problem properties.	NRSA neighborhood and Office of Housing will work in partnership to develop a strategy to impact blighted and problem properties
	(iv) Revitalization strategy addresses 75% of blighted and problem properties identified by NRSA.	Revitalize 2 blighted properties
	(v) Improve recreational opportunities for NRSA residents. Complete one park improvement project.	1 Park improvement project is underway in the area to improve recreational opportunities for residents
	(vi) NRSA residents' utilization of public open space and recreational programs will increase.	The utilization of public space will increase
	(vii) Develop strategy with community based organizations to cooperatively report on and follow-up with code enforcement issues resulting in 500 Code enforcement actions resolved.	Code enforcement developed a database system and an electronic report system utilized by neighborhood residents to report code enforcement violations. 200 code enforcement actions will be resolved.
	(viii) Accomplish the redevelopment of 5 blighted properties.	Accomplish the redevelopment of 3 properties in the area
	(ix) 70% of redeveloped properties will be homeownership units thereby increasing homeownership percentages in NRSA neighborhood.	2 properties will be homeownership units

	(x) Reduction of blighted properties and properties with code violations	Reduction of blighted properties by 3, reduction of properties with code violations by 200.
	(xi) Develop one additional public facility	
	(xii) NRSA residents use of public facilities will increase	

<b>GOAL #3:</b>		
<b>ENGAGING KEY STAKEHOLDERS / BUILDING PARTNERSHIPS</b>		
<b>Activity</b>	<b>5 YEARS BENCHMARKS/Outcome Goals</b>	<b>FY08-09 Anticipated Accomplishment</b>
A. Engage all NRSA Neighborhood stakeholders and the governing body of our city to form a partnership to make our neighborhoods a better place to live work and recreate.	(i) Identify and bring together key neighborhood stakeholders and CBO's for each NRSA neighborhood.	The city continues to work in partnership with the South End Neighborhood Council, business and other community base organizations to improve the quality of life in the neighborhood
	(ii) All NRSA neighborhood CBO's have partnerships with key stakeholders that benefit NRSA residents through the sharing of resources.	A development of a partnership between residents, businesses and community organizations to target resources to benefit NRSA residents

<b>GOAL #4:</b>		
<b>ECONOMIC DEVELOPMENT/JOB CREATION</b>		
<b>Activity</b>	<b>5 YEARS BENCHMARKS/Outcome Goals</b>	<b>FY08-09 Anticipated Accomplishment</b>
A. Foster neighborhood economic development to promote meaningful job creation for NRSA residents.	(i) Identify and seek out businesses to fill business and service gaps for NRSA neighborhoods. Attract 2 new businesses. Identify adverse neighborhood uses and relocate 1 such use.	Attract 1 business to fill business gap and relocate 1 adverse use
	(ii) Improve quality of life for NRSA residents by bringing needed business to NRSA neighborhoods and relocating or eliminating adverse businesses. NRSA residents report greater satisfaction with available neighborhood businesses.	Attract 1 business to fill business gap and relocate 1 adverse business

	(iii) Key stakeholders and neighborhood businesses provide educational support and vocational training for 10 NRSA residents.	A workforce development plan will be implemented to provide educational support and vocational training to 2 NRSA residents
	(iv) 50% of participating NRSA residents report improved vocational skills and greater access to local employment opportunities.	1 NRSA resident will report improved vocational skills and greater access to local employment opportunities

**Neighborhood Revitalization Strategy Area (NRSA)  
(NRSA) # 3: Six Corners/Old Hill  
OVERVIEW OF ACTIVITIES AND OUTCOME GOALS**

<b>GOAL #1:</b>		
<b>Investing in residents through community based organizations</b>		
<b>Activity</b>	<b>5 YEARS BENCHMARKS/Outcome Goals</b>	<b>FY08-09 Anticipated Accomplishment</b>
A. To concentrate efforts to build capacity of organizations to insure innovative, outcome-based programs to best address the needs of NRSA residents.	(i) Increased organizational capacity of 2 NRSA organizations to serve NRSA households through the provision of technical and financial assistance.	Continue to provide organizational capacity to 2 NRSA organizations, in the first three years of this project organizational capacity has been provided to Old Hill and Maple High Six Corners
	(ii) 200 NRSA residents have access to more direct services to support and improve households' stability.	50 NRSA residents will have more direct services to support and improve household stability through this NRSA
	(iii) 2 capacity building trainings will be provided.	A one day capacity building and leadership development skills will be provided. In previous project years 2 capacity building training sessions where provided
	(iv) All programs utilize results oriented measurement tools and efficient service delivery.	All programs utilize results oriented measurement tools
	(v) NRSA residents report greater satisfaction with service delivery system and the resources available to their households.	Satisfaction survey method will be developed
	(vi) Coordinated delivery system, which maximizes best practices and leverages significant private resources and participation. Implement 1 best practice and leverage 1 for 1 on all CDBG expenditures.	This year the focus on targeted investment will improve the ability to leverage significant resources
B. To operate and support programs that increase economic and wealth accumulation for NRSA residents.	(i) Outreach and enroll 75 NRSA households in credit and home buying counseling, small business development, and other programs to expand opportunities for financial stability.	15 NRSA households will participate in credit and homebuyers counseling and small business development

	(ii) 30 households will complete the education component and assess their current credit.	7 households will the education component and assess their current credit
	(iii) Provide credit/home buying counseling to 10 NRSA households.	Credit /home buying counseling will be provided to 3 NRSA household
	(iv) Provide entrepreneurial support to 3 NRSA household.	Entrepreneurial support will be provided to 1 NRSA household
	(v) 35% of NRSA participants will develop a realistic financial plan to accomplish household goals.	4 NRSA participants will develop a realistic financial plan to accomplish household goals
	(vi) 50% of participating NRSA households will report increased financial literacy.	4 NRSA participants will report increased financial literacy
	(vii) Provide financial assistance to 8 households to achieve the goal of home ownership or business ownership.	2 NRSA households will receive financial assistance to achieve the goal of homeownership or business ownership
	(ix) 8 households will obtain increased financial stability and/or increased net worth through increased equity.	
C. Concentrate efforts to improve educational attainment of NRSA residents, engage key stakeholders and businesses and improve the physical environment of NRSA neighborhood commercial districts to foster meaning job creation for NRSA residents.	(i) Outreach to 5 neighborhood businesses to support on-the-job training and job shadowing for local residents.	Outreach to 5 neighborhood business to support on the job training and job shadowing for local residents.
	(ii) 10% of NRSA neighborhood businesses participate	3 NRSA business to participate
	(iii) 5 NRSA residents participate in job shadowing and on the job training with local businesses	5 NRSA residents participate in job shadowing training with local business
	(iv) Through cooperative public/private efforts improve the physical environment of neighborhood commercial districts to encourage economic stability, attract new consumers and support job creation. Expend \$50,000 annually on neighborhood capital project(s).	\$50,000 will be spent on neighborhood capital project
	(v) Core NRSA neighborhood commercial districts decrease vacancy by at least 10%	assist in developing 1 business to fill a vacancy in a neighborhood district



	(vi) Develop 1 partnership with local businesses and key institutions to hire local NRSA residents.	A partnership has been developed between the City, the neighborhood organizations, HAP, Keep Springfield Beautiful and the colleges in the area
	(vii) Local NRSA businesses target employment hiring goal of at least 25% of new employees being NRSA residents.	
	(viii) At least 3 NRSA residents are hired through these efforts.	2 NRSA residents

<b>GOAL #2:</b>		
<b>NEIGHBORHOOD INFRASTRUCTURE/BLIGHTED PROPERTIES</b>		
<b>Activity</b>	<b>5 YEARS BENCHMARKS/Outcome Goals</b>	<b>FY08-09 Anticipated Accomplishment</b>
A. Improve neighborhood infrastructure, housing stock and the overall aesthetics of neighborhoods to bring back civic pride and encourage private investment.	(i) Coordinate plan by relevant city departments and relevant organizations on infrastructure priorities. Complete \$40,000 of streets, sidewalks or other infrastructure improvements	Through targeted investment complete \$30,000 of streets and sidewalks in areas in which other resources are being allocated
	(ii) Prioritize the top 10 infrastructure needs.	Invest on 2 of the top ten infrastructure needs
	(iii) Develop revitalization strategies for blighted and problem properties.	NRSA neighborhood and Office of Housing will work in partnership to develop a strategy to impact blighted and problem properties
	(iv) Revitalization strategy addresses 75% of blighted and problem properties identified by NRSA.	Revitalize 2 blighted properties
	(v) Improve recreational opportunities for NRSA residents. Complete one park improvement project.	2 Park improvement projects have been completed in the area improving recreational opportunities for residents
	(vi) NRSA residents' utilization of public open space and recreational programs will increase.	The utilization of public space has increased

	(vii) Develop strategy with community based organizations to cooperatively report on and follow-up with code enforcement issues resulting in 500 Code enforcement actions resolved.	Code enforcement developed a database system and an electronic report system utilized by neighborhood residents to report code enforcement violations. 200 code enforcement actions will be resolve.
	(viii) Accomplish the redevelopment of 5 blighted properties.	Accomplish the redevelopment of 3 properties in the area
	(ix) 70% of redeveloped properties will be homeownership units thereby increasing homeownership percentages in NRSA neighborhood.	2 properties will be homeownership units
	(x) Reduction of blighted properties and properties with code violations	Reduction of blighted properties by 3, reduction of properties with code violations by 200.
	(xi) Develop one additional public facility	
	(xii) NRSA residents use of public facilities will increase	

<b>GOAL #3:</b>		
<b>ENGAGING KEY STAKEHOLDERS / BUILDING PARTNERSHIPS</b>		
<b>Activity</b>	<b>5 YEARS BENCHMARKS/Outcome Goals</b>	<b>FY08-09 Anticipated Accomplishment</b>
A. Engage all NRSA Neighborhood stakeholders and the governing body of our city to form a partnership to make our neighborhoods a better place to live work and recreate.	(i) Identify and bring together key neighborhood stakeholders and CBO's for each NRSA neighborhood.	A partnership has been developed between the City, the neighborhood organizations, HAP, Keep Springfield Beautiful and the colleges in the area
	(ii) All NRSA neighborhood CBOs have partnerships with key stakeholders that benefit NRSA residents through the sharing of resources.	A partnership has been developed between the City, the neighborhood organizations, HAP, Keep Springfield Beautiful and the colleges in the area

<b>GOAL #4:</b>		
<b>ECONOMIC DEVELOPMENT/JOB CREATION</b>		
<b>Activity</b>	<b>5 YEARS BENCHMARKS/Outcome Goals</b>	<b>FY08-09 Anticipated Accomplishment</b>
A. Foster neighborhood economic development to promote meaningful job creation for NRSA residents.	(i) Identify and seek out businesses to fill business and service gaps for NRSA neighborhoods. Attract 1 new business. Identify adverse neighborhood uses and relocate 1 such use.	Attract 1 business to fill business gap and relocate 1 adverse use
	(ii) Improve quality of life for NRSA residents by bringing needed business to NRSA neighborhoods and relocating or eliminating adverse businesses. NRSA residents report greater satisfaction with available neighborhood businesses.	Attract 1 business to fill business gap and relocate 1 adverse business
	(iii) Key stakeholders and neighborhood businesses provide educational support and vocational training for 10 NRSA residents.	A workforce development plan will be implemented to provide educational support and vocational training to 10 NRSA residents
	(iv) 50% of participating NRSA residents report improved vocational skills and greater access to local employment opportunities.	5 NRSA residents will report improved vocational skills and greater access to local employment opportunities

## ***Concise Evaluation of Past Performance***

Although program accomplishments are available in the City's Consolidated Annual Performance and Evaluation Report, highlights of accomplishments achieved in the previous program year, which was the City of Springfield's Fiscal Year 06-07, are overviewed below.

### **CDBG**

During the previous program year approximately 82.46 percent of the City's CDBG funds were used to benefit low to moderate income persons. The majority of CDBG funding was allocated for activities classified as housing and neighborhoods, public services, clearance and demolition, code enforcement and public facilities.

### **HOME**

Through the evaluation of housing needs, during the previous program year the City targeted HOME funds into five program areas: homebuyer assistance, existing homeowner rehabilitation, project based homeownership, multi-family rental housing and tenant based rental assistance. The allocations within the Plan permitted the City to commit resources to affordable housing.

### **HOPWA**

In the previous year the City prioritized rental subsidies with support services for HOPWA expenditures. HOPWA provided reports indicated that this priority has resulted in increased stability for eligible households.

### **ESG**

Also during the previous year, the City utilized ESG funds for:

- Essential Services, including medical encounters, counseling, nutrition and referrals.
- Operating funds for the operation of an emergency shelter for homeless individuals and for operation of a shelter for victims of domestic violence
- Homeless Prevention, through at tenancy prevention program that provides case management, mediation and mental health intervention for at risk households due to mental health issues, and through a legal assistance program that assists households facing evictions within the City of Springfield.

During this previous program year, the City implemented HUD's new performance measurement system and implemented year two of the FY06-10 Five Year Consolidated Plan. Paramount among the initiatives included in these plans was the City's compilation of Homes Within Reach – The City of Springfield 10-Year Plan to End Long Term Homelessness, and the creation of a community-wide board charged with implementing the Plan.

The City also continued to work on capacity building with Community Based Organizations to help them implement the City's 06-10 Neighborhood Revitalization Strategy. As the result of the success found with this capacity-building work, the City determined that the next logical step was to focus the NRSA initiative by separating the NRSA area into three segments.

## Monitoring

1. Describe actions that will take place during the next year to monitor its housing and community development projects and ensure long-term compliance with program requirements and comprehensive planning requirements.

## Monitoring

The OCD has an established monitoring plan that governs the oversight of all subrecipient and interdepartmental contract agreements including:

- Community Development Block Grant (CDBG)
- Home Investment Partnership Program (HOME)
- American Dream Downpayment Initiative (ADDI)
- Housing Opportunities for Persons with AIDS (HOPWA)
- Emergency Shelter Grant (ESG)
- McKinney-Vento

OCD has contractual agreements with subrecipients of the program funds that require compliance with programmatic statutes and regulations. The Department is responsible for ensuring that subrecipients comply with all regulations governing their administrative, financial and programmatic operations and confirm that the subrecipients are achieving their performance objectives within the contractual schedule, budget, and performance measurement system. Per HUD's recommendation, OCD utilizes a coordinated project monitoring process, including coordinated fiscal and program on-site monitoring visits.

Additionally, OCD ensures that the City and all subrecipients are encouraging minority and women owned business to participation in procurement opportunities offered by the City that include federal entitlement funds. OCD submits reports annually regarding contract and subcontract activities of \$10,000 or more under CPD programs, including but not limited to CDBG, Housing Development Grants, Multi-family insured and Non-insured; and contracts entered into by recipients of CDBG rehabilitation assistance.

The Chief Development Officer has primary responsibility for long-term compliance with program and comprehensive planning requirements for all activities funded through CDBG, HOME, ESG, ADDI, and HOPWA. Main program files for CDBG funded programs and projects are maintained within OCD's central file system, but the programs and projects are managed by program delivery staff within their respective departments. The fully articulated monitoring process includes these essential components:

### a. Progress Reports

All subrecipients are required to submit status reports to their Program Monitor. Reports are reviewed by Program Monitors to ensure that subrecipients are undertaking the activities contained within the Scope of Service and that they have achieved or are making diligent efforts to achieve the goals and objectives contained within the contract.

### b. Invoicing and Timeliness

Requests for payment are submitted on a reimbursement basis. The Subrecipient submits a Requisition Form accompanied by all source documentation totaling the amount of the request. Source documentation includes: time sheets, invoices, canceled checks, purchase orders, and other sufficient documentation to justify the expenditures.

The Program Monitor will review the request for payment to determine if it is reasonable, appropriate and in accordance with the contract. If source documentation and monitoring are satisfactory, the request will be scheduled for payment. If deficiencies are found, the documentation is sent back to the subrecipient requesting additional information.

OCD is unable to process any requests for payment that do not include source documentation and a current progress report. Payment is contingent on: 1) expenditures being in accordance with the contract and 2) satisfactory monitoring with no other outstanding issues.

The Director of Administration of Finance is responsible for ensuring that timeliness standards are met.

#### **c. Monitoring Schedule**

The Compliance Division maintains a master contract schedule to track the dates and results of monitoring for all subrecipients and inter-departmental contracts.

Any contract not included in the program monitoring schedule is subject to "bench monitoring." This process involves contract scope review and review of monthly report forms and monthly narratives submitted by the subrecipient.

#### **d. On-Site Monitoring**

A notification letter is sent to the subrecipient confirming the date and the scope of the monitoring and a description of the information that will be required at the visit.

At the visit the monitor will review project files to verify (1) that the activities undertaken by the subrecipient are appropriate to satisfy the contractual obligations and (2) the accuracy of the information contained within the monthly progress reports, and (3) that the subrecipient is properly administering and implementing the program within federal guidelines. In addition, the Monitor ensures that the subrecipient is achieving or making diligent efforts to achieve the goals and objectives stated in the contract.

#### **e. Follow-up**

As a follow-up to a monitoring visit, the monitor will send a determination of compliance letter notifying the subrecipient of the monitoring results. The letter will detail the purpose of the visit, provide feedback, and address areas for improvement, if necessary. This letter will be reviewed by the appropriate party prior to being sent to the subrecipient.

If the monitor identified findings, the corrective action will be recommended to the subrecipient. If the monitor has any concerns, specific recommendations will be provided to the subrecipient. The subrecipient will be required to provide to OCD a written response describing how the subrecipient will resolve any findings and correct any deficiency identified in the letter.

Upon receipt of the Subrecipient's response to identified findings or concerns, the Monitor will determine if a follow-up site visit is necessary to ensure that (1) corrective action was taken and (2) the agency is now complying and performing in accordance with its contract.

#### **f. Long term Compliance**

OCD maintains a system to ensure the long-term compliance of programs and projects. Through OH, the City maintains the records of all projects which have on-going, long term compliance requirements.

These project specific requirements are monitored annually, biannually, or triennially as required by 92.504(d)(1) by the appropriate program staff. The annual monitoring may require on-site inspections, a field review of beneficiary/tenant income, and rental structures. Within the Office of Housing, two inspectors are qualified to conduct inspections for housing quality standards. The portfolio of HOME rental projects is inspected regularly as required within the project's recertification process.

**g. Program Match Requirements**

The City shall maintain a system to track sources and uses of program match as required.

**ESG Matching Requirements**

Matching requirements for the Emergency Shelter Grant Program are provided by the contracted sub-recipients. Information regarding the source and amount of matching funds is required at application and is contractually obligated within the sub-recipients agreements. Documentation regarding the matching funds is required with each progress report and monitored during the fiscal monitoring conducted by the Division of Administration and Finance.

**h. Performance Measurement System**

HUD's new performance measurement standards have been fully implemented; including performance in meeting the goals and objectives set forth in the City's Five Year Con Plan.



## Lead-based Paint

1. Describe the actions that will take place during the next year to evaluate and reduce the number of housing units containing lead-based paint hazards in order to increase the inventory of lead-safe housing available to extremely-low income, low-income, and moderate-income families.

## Lead-based Paint

Springfield continues to be defined as a "high risk" community for lead poisoning by the Commonwealth's Department of Public Health. Springfield has a total of 61,172 housing units, of these 36.3% were built prior to 1940. A full 89.9% were built pre-1979 and are therefore likely to contain lead-based products.

Springfield's population of 152,082 includes 20,083 children less than six years of age (Census, and DPH). According to the 2000 U.S. Census, nearly 60% of the City's households are low or moderate income. According to U.S. Census data, there are 7,100 households living in poverty in Springfield or roughly 20% of the population.

The Lead Hazards section of Environmental Defense "Scorecard", which is co-sponsored by the Alliance to End Childhood Lead Poisoning, ranks census tracts by the potential lead hazards. When evaluated by "children under 5 living in poverty" half of the census tracts within the proposed Neighborhood Revitalization Strategy Area rank in the top 50, including the top ranked tract in the state. "Scorecard's" summary of Lead Hazards clearly documents the unmet need.

### SUMMARY OF LEAD HAZARDS – CITY OF SPRINGFIELD

Neighborhood	Number Of Units at High Risk*	Units Built Pre 1950	Units With Low Income	Children Under 5 Living In Poverty
Sixteen Acres	216	850	709	344
Six Corners	730	1,800	1,200	590
Bay	240	700	450	200
Brightwood	194	650	840	292
East Springfield	160	1,300	300	160
Forest Park	1,282	6,330	1,828	771
Indian Orchard	314	1,770	643	249
Liberty Heights	575	3580	1,350	563
McKnight	380	1,100	550	200
Memorial Square	301	540	911	410
Metro Center	530	1,330	920	200
Old Hill	320	910	510	300
Pine Point	235	1,480	650	432
South End	470	1,260	740	341
Upper Hill	260	1,500	330	270
<b>TOTAL</b>	<b>6,207</b>	<b>25,100</b>	<b>11,931</b>	<b>5,322</b>

### **Actions to Evaluate and Reduce Lead-based Paint**

The City of Springfield will undertake the following actions during the next year to evaluate and reduce the number of housing units containing lead-based paint hazards.

- Evaluation of lead hazards at each housing code inspection where children under six years of age reside. Proposed accomplishment: 100 units.
- Aggressive enforcement, including--as necessary--legal prosecution of property owners who fail to comply with orders to remediate hazards. Proposed accomplishment: 30 owners.
- Provision of Lead hazard Controls and MHFA Get the Lead Out financing to property owners. Proposed accomplishment: 20 Units.

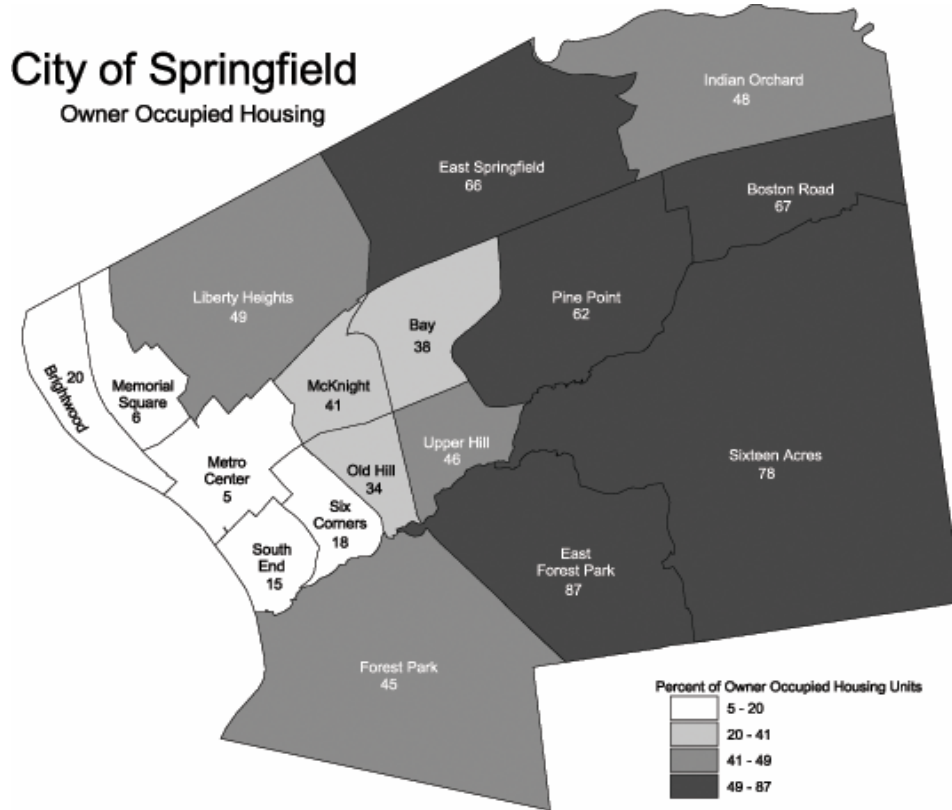
These actions will be taken in order to increase the inventory of lead-safe housing available to extremely low-income, low-income, and moderate-income families.

## Specific Housing Objectives

1. Describe the priorities and specific objectives the jurisdiction hopes to achieve during the next year.
2. Describe how Federal, State, and local public and private sector resources that are reasonably expected to be available will be used to address identified needs for the period covered by this Action Plan.

## Housing Market Overview

*Owner-occupied housing.* Springfield has 61,172 housing units, of which 49% are single family homes. In some neighborhoods that percentage exceeds 80%, while in the older, more urban neighborhoods, the rate falls to below 20%. Homeownership rates mirror this pattern: the older urban neighborhoods average 5-20% owner-occupancy versus a 67-86% owner-occupancy rate in outlying neighborhoods.



Property values in the City have risen rapidly over the last six years, although values are still considered “affordable” in comparison to those in most Massachusetts’ communities.

### Median Sales Price, Residential Units Springfield MA

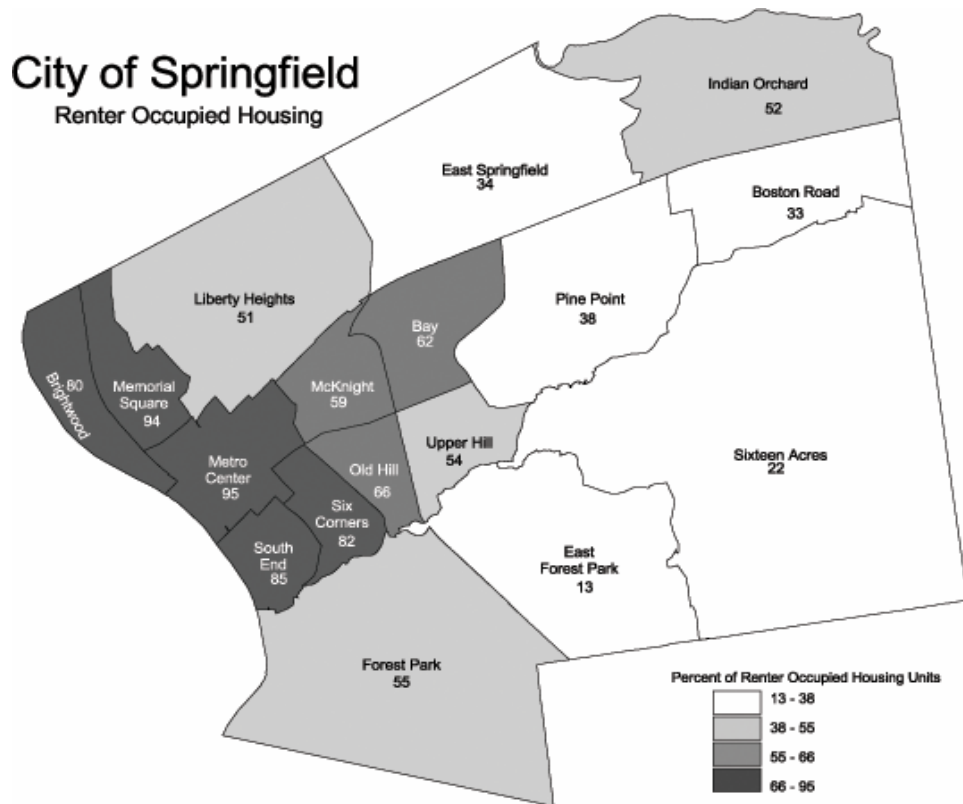
Calendar Year	1-Family	Condo	All Sales
2007	153,000	127,000	155,000
2006	139,900	125,000	149,000
2005	135,000	87,900	143,000
2004	118,900	89,414	124,000
2003	105,000	78,500	105,000
2002	92,000	78,950	90,000
2001	84,900	74,113	80,500
%Change 2001-2007	80.2%	71.4%	92.5%

Source: The Warren Group

Growth of the City's median home values outpaces wage growth, and increasing heating and fuel costs have exacerbated the housing affordability problem.

In Springfield, as in the rest of the country, the capacity of low and moderate households to become homeowners rose over the past several years as a result of loose underwriting standards, adjustable rate mortgages, and in some cases, unscrupulous lending practices. These homeowners are now challenged by interest rate resets and the inability to make mortgage payments. Many are facing foreclosure. The current mortgage foreclosure crisis is felt acutely in Springfield, which has one of the highest foreclosure rates in Massachusetts; in 2007, the City had 493 foreclosures. Renters are impacted by the foreclosure crisis as well as owners, because owners of income-producing properties are also facing foreclosure.

*Rental Housing.* According to the 2000 census, there are 28,631 occupied rental units in the City. Rental housing stock within Springfield is primarily pre-1940 construction in larger multi-family apartment blocks. Generally these properties are in need of modernization and in some cases significant rehabilitation. This stock has limited utility as housing for persons with disabilities.



Nearly 44% of Springfield's rental stock provides affordable housing to low-income persons, and 12,378 of these rental-housing units are occupied by households with a public housing certificate (Section 8 or Mass Rental Voucher) or are deed-restricted to provide affordable housing to low-income households.

The Springfield region as a whole has a woefully inadequate stock of housing affordable to low-income households. Of the existing stock, the majority is in the city of Springfield and the neighboring city of Holyoke, in neighborhoods of concentrated poverty. Thirty-four percent of poor people in Springfield live in high-poverty neighborhoods, a rate of concentrated poverty similar to the 38% rate in pre-Katrina New Orleans.

As a result of high cost burdens, households are living in smaller units than what they may need, or are doubling up, causing overcrowding. According to the 2000 US Census, 5.2 percent of housing units in Springfield have occupancies greater than 1.01 persons per room and 1.7 percent have occupancies greater than 1.51 persons per room.

<b>Springfield</b>						
<b>Housing Market Analysis</b>						
	<i>Complete cells in blue.</i>					
<b>Housing Stock Inventory</b>	Vacancy Rate	0 & 1 Bedroom	2 Bedrooms	3+ Bedrooms	Total	Substandard Units
<b>Affordability Mismatch</b>						
Occupied Units: Renter		9,205	11,549	7,884	28,638	9495
Occupied Units: Owner		1,056	7,355	20,088	28,499	1311
Vacant Units: For Rent	3%	575	999	379	1,953	
Vacant Units: For Sale	1%	8	140	215	363	
Total Units Occupied & Vacant		10,844	20,043	28,566	59,453	10806
Rents: Applicable FMRs (in \$s)		\$556 (0BR) \$661 (1BR)	\$840	\$1005 (3BR) \$1167 (4BR)		
Rent Affordable at 30% of 50% of MFI (in \$s)		\$556 (0BR) \$661 (1BR)	\$806	\$931 (3BR) \$1040 (4BR)		
<b>Public Housing Units</b>						
Occupied Units		1,130	549	708	2,387	0
Vacant Units		0	0	0	0	0
Total Units Occupied & Vacant		1,130	549	708	2,387	0
<b>Rehabilitation Needs (in \$s)</b>					0	

**Foster and Maintain Affordable Housing**

As indicated above and in the City's FY06-10 Consolidated Plan, data regarding the housing market in Springfield illustrates that there exists an overwhelming housing burden among the majority of non-elderly, low-income renter households. This is coupled with a high number of substandard or marginal rental units. In response, the City will dedicate significant resources towards the redevelopment of aged housing stock into quality affordable housing opportunities as well as towards the production of "new" units through the redevelopment of abandoned properties.

The provision of tenant-based rental assistance is another mechanism to reduce cost burden for very-low income households, while providing adequate funds to ensure owner maintenance of aging housing stock. The City will use this type of assistance to increase affordability for vulnerable populations such as the chronic homeless, persons with HIV/AIDS, and other populations in need of permanent supportive housing. The current foreclosure crisis is expected to depress the housing market, making Springfield's already relatively affordable homes values even more so. This affordability will increase opportunities for homeownership.

More specifically:

- 1) Funds will be used to improve the quality of Springfield’s poor or marginal rental stock in exchange for income restricting future occupancy.
- 2) Funds will be used to provide tenant-based rental assistance to the chronically homeless and to vulnerable populations in a “Housing First” model, in which supportive services are coupled with the housing assistance.
- 3) Funds will be used to increase homeownership opportunities through project based acquisition, rehabilitation and new construction projects.. The existence of blighted single-family properties and vacant lots create additional opportunities for homeownership infill housing.

In response to data and in furtherance of the City’s core development goals of investing in residents and reducing poverty, the City has prioritized the education and financial assistance to potential homebuyers. Lack of knowledge of the home buying process and savings for down payment and closing costs are substantial impediments to homeownership. Overcoming these barriers to enable low- and moderate-income households to achieve housing stability while building equity is a priority for the City of Springfield.

In furtherance of the goals identified within the City’s Consolidated Plan, the City proposes, therefore, to undertake the following activities with the following goals:

Activity	Funding Source(s)	Accomplishment	Outcome Goals
Homebuyer Education/Counseling	CDBG Private	Households	150
Direct Homebuyer Downpayment/Acquisition Assistance	HOME ADDI	Households	10
Provide rehabilitation financing to existing homeowners	HOME Other-Private	Units	15
Increase energy efficiency for existing homeowners	HOME Other-Public	Units	300
Redevelop blighting properties into homeownership opportunities	HOME Other-Public and private	Units	10
Produce additional affordable rental units	HOME Other-Public and private	Units	50
Develop special needs housing units	HOME McKinney Other-Public and private	Units	8
Provide tenant based rental assistance to homeless and other vulnerable populations	HOME McKinney HOPWA	Households	50
Evaluate and eliminate lead-based paint hazards	CDBG HOME Other-Public	Units	150

The City reasonably anticipates a variety of federal, state, and local funds to be available to address the identified needs. As each of the pools of funds has its own eligibility and use restrictions, many of the City’s housing objectives will require funding from more than one source. Significant sources of funds include private mortgage financing, Low-income Housing Tax Credits, State Housing bond funds, owner’s equity, and state energy funds.



In response to the need for affordable rental units, the City has prioritized the appropriate redevelopment of family units. Utilizing its federal HOME Investment Partnership Program funds, the City financially assists projects that create or preserve family housing units. Through this assistance, the City shall increase the number of deed restricted affordable housing units. Springfield utilizes long-term deed restrictions to foster affordability.

In addition to family units, Springfield has also prioritized the development of 0 and 1 bedroom units as a part of its 10-year plan to end homelessness. Many of these units will be created in conjunction with the SHA by providing a project-based section 8 voucher for the unit; the units will be coupled with supportive services.

Maintenance of affordable rental housing is complicated by the age of Springfield's housing stock. In excess of 60% of multi-family housing units were constructed pre-1940 and are presumed to contain lead hazards. Quality lead-free units are increasingly difficult to locate even if rental assistance is provided. Springfield is deemed a high-risk community by the Commonwealth's Department of Public Health due to the incidence of lead poisoning. An analysis of the childhood poisoning cases and age of housing stock shows a full 52% of poisoned children reside in older, deteriorating stock. In order to maintain affordable rental housing, the City continues to dedicate and seek funds to apply towards rehabilitation and lead abatement.

The City also continues to seek funds to improve the quality of its affordable housing stock. Our unsuccessful attempt to obtain Federal discretionary lead funds may prove to be a setback to our deleading program. The City will make best efforts to use existing resources and the Massachusetts "Get the lead out" program to continue our efforts of deleading 20 units per year. The City shall continue to maintain its lead-safe housing database.

In addition to increased rehabilitation efforts in Springfield, the City has begun to see a decrease in the number of new units constructed. Until 2006, Springfield had experienced a steady increase in the number of building permits issued for residential construction. For the fiscal year ended June 30, 2007, 176 building permits were issued for the construction of new residential housing in Springfield compared to 194 building permits for the prior fiscal year, which represents a decrease of 9%.

A number of major single family development projects and rental housing rehabilitation and construction projects are currently underway or recently completed in the City, aggregating at 136 homes with work completed valued at an average of about \$134,500 each. It was estimated at the time the permits were issued that approximately \$40 million of private investment would be directed toward the construction and/or rehabilitation of 1,331 residential structures.

Annually, the City submits an application to the Commonwealth of Massachusetts seeking certification under Execution Order 418. This certification requires the City to document its efforts to increase the number of affordable units and to set goals for the upcoming year.

## **FAIR HOUSING ACTION PLAN**

The City of Springfield has completed an Analysis of Impediments to Fair Housing, which was submitted in full in the City's FY06-07 Action Plan. The City's anticipates it will take the following actions during the FY08-09 program year to address identified impediments.

### *1. Infill/New Construction for Homeownership*

Springfield lacks extensive amounts of undeveloped land; most new construction that takes place as infill. As discussed below, the City uses HOME funds to support infill homeownership opportunities. One of the City's major initiatives is a partnership with HAP, Inc., the Old Hill Neighborhood Council, Habitat for Humanity, Springfield College, and others to create new infill owner-occupied housing in the Old Hill and Six Corners neighborhoods in Springfield. This work will be expanded to include the construction of new homeownership projects in Springfield's North End and other NRSA neighborhoods.

New construction is eased when developers have clear regulatory guidance available in the pre-construction phase. The City has continued a modernization of its Zoning Code during 2007-08 and will be seeking public review and adoption of a new zoning ordinance in 2008. In addition, the City, with the support of a Massachusetts Department of Housing and Community Development Priority Development Fund (PDF) grant, is creating design guidelines as another means of simplifying the development process.

### *2. Balanced Housing Strategy*

Springfield has an imbalance between rental and homeownership in various neighborhoods, with multi-family rental housing concentrated in older neighborhoods close to the city center; these neighborhoods have high concentrations of persons of color.

The City supports movement toward a more balanced housing pattern by supporting first-time homeownership throughout the city, with an emphasis on neighborhoods where homeownership rates are low and in neighborhoods that have little minority representation. Springfield uses HOME funds for rehabilitation of existing houses and new construction of single family houses to be marketed and sold to first-time homebuyers. These homebuyers must be income-eligible under HOME program guidelines and, depending upon the amount of funding allocated for the project, must maintain the home as their primary residence for between 5 and 15 years. As single-family homes become available throughout the City due to foreclosure, the City will encourage re-use for first-time homebuyers through marketing and downpayment and rehabilitation assistance programs.

Springfield is also taking steps to encourage the development of market-rate housing in the downtown area. The City commissioned Volk/Zimmerman Associates to determine the market for downtown housing. The study, released in 2007, indicates that the downtown could support development of more than 700 units of market-rate housing over the next five years. The City has taken steps to select a developer to create market rate housing within a historic mixed use structure in the downtown.

### *3. Derelict and Abandoned Properties*

Derelict and abandoned properties in Springfield are concentrated in areas of the city that have low homeownership rates, and large concentrations of low and moderate income persons, minorities and, to a lesser degree, disabled persons. The presence of these properties is detrimental to the housing market in these neighborhoods.

The City has an aggressive housing code enforcement program which responds to complaints of housing code violations and seeks enforcement against owners and banks who fail to maintain their properties. The City seeks orders for repair and in some cases requests appointments of receivers in situations where code violations can be corrected and affordable housing preserved.

Where properties are taken through tax title and are not derelict, the City issues Requests for Proposals and uses auctions to seek interested parties to redevelop the properties.

Through a bond issuance, Springfield has spent almost \$1.8 million for demolition of derelict buildings and anticipates an additional \$750,000 in FY08. The Structural Survey Board reviews properties before they are razed. The program, which is ongoing, also includes a "clean and lien" component, in which abandoned vacant lots are cleaned up.

#### *4. Foreclosure & Predatory Lending*

Over the past several years, loosened underwriting standards and new mortgage products have extended credit to traditionally underserved markets, enabling low- or moderate-income households and people of color to become homeowners. Although subprime lending enabled many households to purchase homes, some of the lending was predatory. A combination of unscrupulous practices, unrealistic assessments of ability to repay, and financial hardship have caused many homeowners to face foreclosure.

Springfield has one of the highest foreclosure rates in Massachusetts. Subprime and predatory lending are particular risks for low-income and minority neighborhoods, so it is not surprising that the City's highest foreclosure rates are in low-income neighborhoods made up predominantly of people of color—zip code areas 01105 and 01109 are the areas of highest impact.

Springfield is partnering with HAP, Inc. and the Massachusetts Fair Housing Center to create the Foreclosure Prevention Education Center, a coordinated response to City foreclosures. Collaborators with the Center include ACORN Housing, Hungry Hill Community Development Corporation, New North Citizens Council, and Springfield Partners for Community Action. The Center and its affiliated entities will provide: public education and marketing; standardized intake and triage; foreclosure prevention counseling; increased training for counselors; legal representation; rescue funds; data collection, analysis and research; and strategic planning for the maintenance and disposition of properties that become bank-owned.

Springfield's role in the Center is to provide \$100,000 in rescue funds through its HomeSavers Program, and to use its homebuyer and rehabilitation programs in a targeted way to prevent foreclosure and to resell foreclosed properties to first-time homebuyers. The City will also serve as a convener of entities addressing the foreclosure crisis, and will participate in the public education and marketing campaign. A City staff person serves as a member of the Center's Steering Committee.

#### *5. Regional Racial Balance*

##### Pioneer Valley Planning Commission's Plan for Progress

The City of Springfield is an active participant in the Plan for Progress, a regional blueprint for economic development. Four of the thirteen specific strategies of the Plan are relevant to achieving regional racial balance. These are: development of an array of affordable and

workforce housing evenly distributed throughout the Valley's urban, suburban, and rural communities; improve and enrich pre-K through 12 education; and champion statewide fiscal equity; and endorse a regional approach to public safety.

#### Homes Within Reach, Springfield's Ten Year Plan to End Long-Term Homelessness

Springfield's Ten-Year Plan, released January 2007, includes among its goals the engagement of our neighboring communities around the need for affordable and supportive housing in those communities. The City took an initial step forward toward this goal in early 2007 by co-sponsoring with Holyoke and Northampton a summit on homelessness and affordable housing, and by obtaining grant funding to support a regional plan to end homelessness. Springfield provided significant leadership to the regional planning process throughout 2007.

The regional plan was created by more than 100 people, and included input from Mayors or Town Managers of seven cities and towns, the offices of Senator John Kerry and Representative John Olver, and multiple state agencies, provider agencies, advocates, consumers, leaders of faith communities, educators and business leaders. The plan, "All Roads Lead Home: the Pioneer Valley's Plan to End Homelessness," calls for the creation of 310 affordable supportive housing units *outside of Springfield*, and production of 300 units throughout the region which are affordable to persons at or below 30% of area median income. The affordable units are to be developed according to a plan which sets target unit numbers by sub-region, so that they are not concentrated or placed in areas in which there is already a concentration of poverty.

As the All Roads Lead Home plan moves into the implementation phase, Springfield will continue to provide leadership and to press for regional equity in the distribution of affordable housing.

#### State-Level Advocacy for School Funding

Springfield has been a strong advocate of increased local aid and effective use of state school funding. The City recognizes that public school improvement assists in improving regional racial balance and seeks the funding to provide high-quality public education.

#### *6. First-Time Homebuyer, Fair Housing Education and Consumer Credit Counseling Services in Languages Other Than English, and Targeted to Minorities*

Springfield's Office of Housing and nonprofits funded through the City's Community Development Block Grant program offers first-time homebuyer, fair housing education and consumer credit counseling in Spanish and English. These programs are targeted to minorities.

#### *7. Upgrade Housing Stock*

Springfield uses HOME funds to improve the quality of rental stock in the city. The City has a Rental Production/Rehabilitation Program, which includes renovation of units to be accessible to persons with disabilities. The City also sponsors a lead abatement program.

As mentioned above, the City also conducts a housing code enforcement program which identifies deficiencies in rental housing and requires property owners to make repairs.

#### *8. Fair Housing Complaints*

Springfield provides funding to the Massachusetts Fair Housing Center, which takes, investigates and pursues Fair Housing complaints.

#### *9. Congregate Living*

Some persons with disabilities live in congregate housing. A variety of locations must be available for congregate living in order to provide these individuals choice in where they live. Springfield's Ten-Year Plan supports expansion of locations for congregate living by using education and good neighbor policies as tools to support dispersal of housing options throughout the city and region.

## Needs of Public Housing

1. Describe the manner in which the plan of the jurisdiction will help address the needs of public housing and activities it will undertake during the next year to encourage public housing residents to become more involved in management and participate in homeownership.
2. If the public housing agency is designated as "troubled" by HUD or otherwise is performing poorly, the jurisdiction shall describe the manner in which it will provide financial or other assistance in improving its operations to remove such designation during the next year.

## **Public Housing**

### Designation

The Springfield Housing Authority (SHA) is not designated as a troubled agency.

### Addressing the Needs of Public Housing

SHA manages 5,238 units of state and federally subsidized housing that includes 1,009 family, 1,337 elderly and 2,982 rental assistance units.

During the FY08-09 program year SHA is scheduled to implement year four of the Capital Fund Program included in its FFY 2005-2009 Five Year Plan. Over \$2.5 million of grant funds are allocated for capital improvements through the SHA system. Primary among them are allocations for major projects at ten (10) developments.

SHA is undergoing a management change, with a new Executive Director starting at the end of the FY07-08 year. The City will support SHA's management during the transition. The City and SHA have partnered effectively in the provision of services. Additionally the City annually reviews the SHA's plan for consistency with the City's Consolidated Plan. Through this annual review the City is able to ensure the PHA's actions are consistent with the Consolidated Plan.

The City will also work to increase SHA resident participation in management, particularly through the City's work to expand the targeted Section 8 Homeownership program that was developed during the previous program year. In partnership with the Springfield Housing Authority (SHA) the City conducts targeted outreach to public housing and Section 8 residents. The City offers customized credit and homebuyer classes to SHA residents who are targeted through direct mailings. Classes are held by the City at SHA properties.

Additionally, during the FY08-09 program year the City and SHA will continue to expand the American Dream Down-payment Initiative (ADDI) and implement the voucher program for homeless households, as detailed in the City's 10 Year Plan to End Homelessness. Both of these initiatives were identified as high priorities through the Consolidated Plan development process.

Within the Section 8 homeownership initiative, ADDI funds will be used to financially assist SHA participants to purchase their first home.

In addition, the City is partnering with the Springfield Housing Authority (SHA) to create 90 units of supportive housing for chronically homeless individuals and 10 units of supportive housing for families that experience repeat homelessness. The Housing First program uses SHA project-based Section 8 vouchers in existing units owned by private landlords. Applicants for the program, who must have been homeless for one year or more or at least four times in the last three years, are screened by a multi-disciplinary team. The team links the applicants to service providers who agree to provide intensive supportive services, targeted toward helping the tenant to maintain housing. The City funds the supportive services for 32 of the tenants. The remaining services are provided by agencies with existing contracts to provide services to this population.

The City and SHA will also explore development opportunities, and the City will continue to work with the SHA to ensure fair housing practices are included as part of SHA programs.

## **Barriers to Affordable Housing**

1. Describe the actions that will take place during the next year to remove barriers to affordable housing.



## Actions to Remove Barriers to Affordable Housing

Annually, the Commonwealth of Massachusetts produces an inventory of each communities "Ch. 40B" subsidized housing inventory. The inventory provides percentages of the units within a given city or town that qualify as subsidized by state definition.

Community	2000 Census Year Round Housing Units	Total Development Units	Total Subsidized Housing Units (SHI)	Percentage SHI Units
Holyoke	16,180	3,457	3,402	21.0%
Springfield	61,001	10,911	10,594	17.4%
Northampton	12,282	1,470	1,435	11.7%
Amherst	9,020	1,047	957	10.6%
Chicopee	24,337	2,556	2,526	10.4%
East Longmeadow	5,350	473	405	7.6%
Longmeadow	5,832	425	425	7.3%
Westfield	15,362	1,064	1,064	6.9%
Wilbraham	5,021	211	211	4.1%
West Springfield	12,196	389	389	3.2%

Source: DHCD

Springfield is recognized as having 17.4% of its stock meet the qualifying definition. This ratio exceeds most communities in the region and is the fifth highest ratio in the Commonwealth.

The City will continue to explore the development of affordable housing throughout the region. Over the course of the FY08-09 Program Year, the City will continue the implementation of its fair housing plan, the development of affordable rental housing, and the re-use of tax title property as affordable housing opportunities.

## HOME/ American Dream Down payment Initiative (ADDI)

1. Describe other forms of investment not described in § 92.205(b).
2. If the participating jurisdiction (PJ) will use HOME or ADDI funds for homebuyers, it must state the guidelines for resale or recapture, as required in § 92.254 of the HOME rule.
3. If the PJ will use HOME funds to refinance existing debt secured by multifamily housing that is being rehabilitated with HOME funds, it must state its refinancing guidelines required under § 92.206(b). The guidelines shall describe the conditions under which the PJ will refinance existing debt. At a minimum these guidelines must:
  - a. Demonstrate that rehabilitation is the primary eligible activity and ensure that this requirement is met by establishing a minimum level of rehabilitation per unit or a required ratio between rehabilitation and refinancing.
  - b. Require a review of management practices to demonstrate that disinvestments in the property has not occurred; that the long-term needs of the project can be met; and that the feasibility of serving the targeted population over an extended affordability period can be demonstrated.
  - c. State whether the new investment is being made to maintain current affordable units, create additional affordable units, or both.
  - d. Specify the required period of affordability, whether it is the minimum 15 years or longer.
  - e. Specify whether the investment of HOME funds may be jurisdiction-wide or limited to a specific geographic area, such as a neighborhood identified in a neighborhood revitalization strategy under 24 CFR 91.215(e)(2) or a Federally designated Empowerment Zone or Enterprise Community.
  - f. State that HOME funds cannot be used to refinance multifamily loans made or insured by any federal program, including CDBG.
4. If the PJ is going to receive American Dream Down payment Initiative (ADDI) funds, please complete the following narratives:
  - a. Describe the planned use of the ADDI funds.
  - b. Describe the PJ's plan for conducting targeted outreach to residents and tenants of public housing and manufactured housing and to other families assisted by public housing agencies, for the purposes of ensuring that the ADDI funds are used to provide down payment assistance for such residents, tenants, and families.
  - c. Describe the actions to be taken to ensure the suitability of families receiving ADDI funds to undertake and maintain homeownership, such as provision of housing counseling to homebuyers.

## **HOME:**

### **Forms of Investment**

The City of Springfield will not use forms of investment for the HOME Program during FY 08-09 other than those described in 92.205(b).

### **Resale/Recapture provisions**

The City of Springfield's HOME Program Recapture provisions are as follows:

#### **HOME Purchase Assistance**

In the event that the buyer continues to occupy and does not sell or refinance the property during their period of affordability, the buyer's obligation to repay under the loan shall be null and void. If the buyer continues to own the property but fails to maintain it as a principal place of residence, the entire loan shall be due and payable.

#### **Project Based Homeownership (PBHO) Projects**

The City of Springfield utilizes HOME funding to foster and promote homeownership in the City by allocating funds for the rehabilitation of existing houses or new, construction of single family houses to be marketed and sold to first-time homebuyers. These homebuyers must be income-eligible under HOME program guidelines and, depending upon the amount of funding that was allocated for a project, must maintain the home as their primary residence to between 5 and 15 years.

To enforce this provision, the City requires all deeds conveying HOME assisted houses contain a deed rider that outlines the specific 'resale/recapture' provisions of the HOME program and allows the buyer to be on notice of their responsibilities upon purchasing the HOME assisted property.

The City of Springfield reserves the right to repurchase the property or to locate an eligible first time homebuyer to acquire the property. If the City elects not to purchase or locate an eligible homebuyer for the property the homeowner may sell to any third party with the following recapture provisions:

- the Assistance Amount reduced by one (fifth, tenth or fifteenth. However long the duration of the deed rider is) for each full year that has elapsed from the date of this Deed Rider until the date of such sale;

### **OR**

- fifty percent (50%) of the amount by which the Net Proceeds exceed the sum of the Grantee's out of pocket costs for the Property including the total amount of principal payments made, the cost of any capital improvements made to the Property.

The assistance amount shall be defined as the difference between fair market value as determined by the appraisal performed at the time the owner first acquired the property and the sale price of the property at acquisition.

### **Refinancing**

The City of Springfield does not intend to use HOME funds for refinancing.

## **ADDI:**

### **First Time Homebuyer Financial Assistance Program**

American Dream Down-payment Initiative (ADDI) funds may be used for an array of flexible financing to assist eligible households acquire a principal residence, such as interest buydown, write down of purchase price, down payment, and closing cost assistance, and a limited percentage of funds may be used for property rehabilitation.

The assistance is in the form of a 0% loan. In the event that the buyer continues to occupy and does not sell or refinance the property within five (5) years (or minimum affordability period based on subsidy amount as prescribed by 24CFR 92.254) from the date of the Note, the buyer's obligation to repay under the loan shall be null and void. Families with incomes below 80% of the median income and who are first-time homebuyers may be eligible.

The City's ADDI program requires that home buyers participate in pre-purchase education to learn about the responsibilities that accompany homeownership. In addition, the City's program requires an affordability review to determine whether the homebuyer's income/debt can support the purchase. The City will offer education and counseling sessions on a regular basis. This program is designed to assist low-income renters move into homeownership.

In partnership with the Springfield Housing Authority (SHA) the City conducts targeted outreach to public housing and Section 8 residents. The City offers customized credit and homebuyer classes to SHA residents who are targeted through direct mailings. Classes are offered onsite at SHA properties.

The City also does an inspection of the property to ensure that repairs and maintenance will not burden the first-time homebuyers.

The City anticipates that 50% of the projected goal for homeownership will be minority.

## Specific Homeless Prevention Elements

1. Sources of Funds—Identify the private and public resources that the jurisdiction expects to receive during the next year to address homeless needs and to prevent homelessness. These include the McKinney-Vento Homeless Assistance Act programs, other special federal, state and local and private funds targeted to homeless individuals and families with children, especially the chronically homeless, the HUD formula programs, and any publicly-owned land or property. Please describe, briefly, the jurisdiction's plan for the investment and use of funds directed toward homelessness.
2. Homelessness—In a narrative, describe how the action plan will address the specific objectives of the Strategic Plan and, ultimately, the priority needs identified. Please also identify potential obstacles to completing these action steps.
3. Chronic homelessness—The jurisdiction must describe the specific planned action steps it will take over the next year aimed at eliminating chronic homelessness by 2012. Again, please identify barriers to achieving this.
4. Homelessness Prevention—The jurisdiction must describe its planned action steps over the next year to address the individual and families with children at imminent risk of becoming homeless.
5. Discharge Coordination Policy—Explain planned activities to implement a cohesive, community-wide Discharge Coordination Policy, and how, in the coming year, the community will move toward such a policy.

**Specific Homeless Prevention Elements:**

**Sources of Funds**

The City of Springfield anticipates the use of significant public and private resources to address homeless needs and to prevent homelessness. The most significant of these resources are the federal McKinney Vento funds and funding through the federal Department of Health and Human Services. Those two largest sources of funds prohibit assisting at-risk households so projects designed to prevent homelessness are reliant upon Emergency Shelter Grant and Community Development Block Grant funds. Unfortunately ESG and CDBG have regulatory restrictions on the amount of funds which can be used for prevention activities.

In addition to the funds detailed above, each of the homeless service providers is required to demonstrate other public or private funds targeted to provide services to eligible households. McKinney funds require a 20% match; ESG requires a 100% match. A conservative estimate of the funds matched and leverage to support homeless programs within the City would exceed \$1,000,000 annually.

**Homelessness**

This years' enumeration of homeless persons in Springfield, on January 30, 2008, yielded the following information:

	Unsheltered	Emergency Shelter	Transitional Housing
1. Number of Households with Dependant Children	0	67	69
1.a. Total number of persons in these households (Adults & Children)	0	188	181
2. Number of Households without Dependent Children	20	215	193
2.a. Total Number of Persons in these Households	20	215	193
TOTAL Persons (Add lines 1.a. and 2.a.)	20	403	374

The priorities identified within the Consolidated Plan will be furthered through the direct operation of programs and projects funded through the following allocations.

<b>PROJECTED HOMELESS FUNDING-FY 08-09</b>	
Emergency Shelter Grant-ESG	\$ 183,020.00
HOME Grant – TBRA	\$ 400,000.00
HOME Grant – Construction of SRO Housing	\$ 400,000.00
Community Development Block Grant-CDBG	\$ 210,000.00
McKinney	\$ 1,548,244.00
Health & Human Services/Health Care	\$ 1,629,397.00
<b>TOTAL</b>	<b>\$ 4,370,661.00</b>

The City has proposed a number of activities to be conducted during the FY08-09 program year to assist homeless and special needs individuals and families transition to permanent housing and independent living. Specifically:

#### Homeless Assessment and Resource Center

Funds have been allocated for a new 24-hour facility that will provide emergency shelter beds and meals, a medical and dental clinic, employment and housing resources, and an array of supportive services and opportunities to apply for mainstream services; the facility will include SRO units for chronically homeless individuals with high service needs.

#### Tenant Based Rental Assistance: Permanent Supportive Housing & Rapid ReHouse

HOME funds have been allocated to provide TBRA subsidies to support housing in the community with wrap-around services for chronically homeless households and to fund a Rapid Rehouse program, in which homeless households are provided security deposit assistance to move into stable housing.

#### Supportive Residence for Youth Aging Out of Foster Care

CDBG funds have been allocated to support renovation of a two-family home to provide a supportive housing environment for youth aging out of foster care. The residence will be a staffed home for 6 young women, some of whom will be pregnant or parenting very young children. These youth are at very high risk of homelessness.

#### Multi-Family Development

HOME funds have been allocated to develop affordable housing for non-homeless special needs households.

While the operation of these programs will result in measurable outcomes in reducing homelessness and increasing residential stability, the remaining obstacles include:

1. Lack of sufficient resources, especially for prevention activities
2. Coordination among providers and housing/property owners
3. Lack of rental subsidies to support very-low income households

### **Chronic Homeless**

In January 2007, the City of Springfield endorsed "Homes Within Reach", the City's 10-year plan to end long-term homelessness. The plan addresses all aspects of homelessness, but has a particular concentration on chronically homeless individuals. The plan calls for creation of 250 units of permanent supportive housing over the next ten years, to be targeted toward both the chronic and episodic homeless individuals. The plan also calls for creation of 50 units of permanent supportive housing for families experiencing repeat homelessness. The plan is being implemented by a community board made up of business leaders, City officials, providers, the faith-based community, advocates, foundations, and educational institutions.

In FY07-08, 44 chronically homeless individuals in Springfield were moved into permanent supportive housing.

In January of each year, the City conducts a point-in-time count of its homeless population. The January 2008 count showed a 12% drop in chronic homelessness in the City, and a 39% drop in street homelessness—the chronic homeless population considered the hardest to serve.

In the next year, the City will undertake the following activities towards eliminating chronic homelessness:

1. Create 40 supportive housing opportunities for chronically homeless individuals, using project-based subsidies and services funded through a variety of sources.
2. Improve access to mainstream services for chronically homeless individuals through: monthly Housing First provider meetings; SOAR training; increased use of Virtual Gateway to access state public benefits; Project Homeless Connect; and ID Advocacy with the registry of motor vehicles.
3. Provide training and support to partners throughout region to expand supportive housing opportunities throughout the region.

Barriers in the elimination of chronic homelessness include:

1. Lack of low demand permanent supportive housing opportunities.
2. Landlord apprehension about renting to individuals who have been chronically homeless.
3. Lack of coordinated services to address the complex needs of this sub-population.
4. Chronic homeless persons' difficulty in accessing mainstream services for a variety of reasons, including lack of stable address, lack of required documentation, and complex and fragmented application processes.
5. Insufficient substance abuse treatment options.

### **Prevention Activities**

The City has continued to work on homeless prevention in partnership with property owners, the legal community, service providers, and the Western Mass Housing Court. Through these coordinated efforts, the CoC has developed two innovative prevention programs: the Tenancy Preservation Program and the Housing Court Plus Program. Continued support for these model programs and exploration of additional opportunities to stabilize at-risk households is a high priority.

The City's homeless prevention strategy encompasses three strategic areas: support for very low and low income households, direct prevention activities for households at imminent risk, and reduction in housing cost burden for renter households.

In FY08-09, the City is working with regional partners to increase financial resources available for direct prevention grants.

### **Discharge Coordination Policy**

In recognition that effective discharge planning must be coordinated at the state level, the CoC initiated its involvement in evaluating and revising (as needed) the existing state discharge policies. Although the Commonwealth has an on-going practice of evaluating its systems, the CoCs across the state were invited to participate in a series of policy meetings. The Commonwealth has worked and continues to work to develop effective policies to prevent discharge from institutions and health care facilities that result in homelessness. This commitment continues.

The Commonwealth provides for appropriate discharge planning across programs through the inclusion of discharge specifications in contracts. The state's Operational Services Division, the agency responsible for overseeing the Massachusetts Purchase of Service system has developed discharge planning specifications for Request for Proposals (the method for state procurement of services including all human services). The language aims to ensure consistency in discharge planning among vendors and to establish an effective discharge planning policy and system statewide.



While the state's procurement and contracting process has improved discharge planning, the CoC's interest is in the local implementation. The CoC in collaboration with the Commonwealth has begun the process of evaluating existing systems. In the upcoming year, the City of Springfield through the CoC will participate in the evaluation of discharge practices of public systems of care. The first step was to include a question in the January 2007 and 2008 point-in-time counts about discharge prior to homelessness. This data collection indicated that, where discharge information was known, the most common discharge sources were corrections, foster care, and detoxification or substance abuse treatment programs.

The local agencies that are part of state systems of care report that the critical barrier to successful discharge is the lack of housing options, and, particularly, the lack of supportive housing. Springfield is coordinating with these systems of care to create new supportive housing options. In FY08-09, Springfield is using HOME tenant-based voucher assistance to provide housing subsidies to mentally ill individuals who have been chronically homeless and are being released from jail; these six individuals will receive intensive wrap-around services from the Department of Mental Health, and supervision and support from the Hampden County Sheriff's Department. The Springfield CoC had previously supported development of supervised sober housing used by the Hampden County Sheriff's Department for post-release housing.

In FY08-09, Springfield is supporting rehabilitation of a home for youth aging out of foster care. Supportive services will be provided to this population by the Department of Social Services.

Springfield's 10-Year plan committee is convening a sub-committee to address issues with access to behavioral health care and, particularly, the need for appropriate discharge options for people with addictions.

While progress has been made, the CoC and the Commonwealth have made a commitment to continue to revise and improve the existing discharge system. The CoC will work with state agencies to identify areas in which people continue to be discharged into homelessness and to improve discharge planning and outcomes.

## Community Development

1. Identify the jurisdiction's priority non-housing community development needs eligible for assistance by CDBG eligibility category specified in the Community Development Needs Table (formerly Table 2B), public facilities, public improvements, public services and economic development.
2. Identify specific long-term and short-term community development objectives (including economic development activities that create jobs), developed in accordance with the statutory goals described in section 24 CFR 91.1 and the primary objective of the CDBG program to provide decent housing and a suitable living environment and expand economic opportunities, principally for low- and moderate-income persons.

\*Note: Each specific objective developed to address a priority need, must be identified by number and contain proposed accomplishments, the time period (i.e., one, two, three, or more years), and annual program year numeric goals the jurisdiction hopes to achieve in quantitative terms, or in other measurable terms as identified and defined by the jurisdiction.

## **Community Development:**

### Needs

The City's priority non-housing community development needs may be grouped into three main categories.

1. **Human Capital:** Invest in residents to enable people at all income levels to lead healthy, productive lives. Offer support to households and build capacity of community-based organizations to better support vulnerable populations.

Based on Springfield's poverty rate and the severity of unmet needs expressed by residents in the public hearings held in various sections of the city, funding directed toward human-capital related programs and projects will yield significant and positive community outcomes. The three priority areas identified through the Consolidated Planning process are youth services, senior services, and disabled persons. Primary among these three priorities is the need to improve the educational and health outcomes of youth who are living in the proposed NRSA area.

In this category CDBG and other funds will be directed toward additional programs, including those that serve homeless persons, single parent families seeking affordable childcare, and programs for individuals with insufficient or no health insurance coverage. Funding will also be used to improve the efficacy of the outreach conducted and programs implemented by neighborhood groups for low and moderate income persons.

2. **Neighborhoods:** Enhance the quality of life in Springfield's low and moderate income neighborhoods including, public places, infrastructures, and housing stock. Ensure neighborhoods are good places to live, work and recreate.

Funding allocated pursuant to this category will contribute toward the cost of rebuilding parks and recreational areas, the reconstruction of crumbling roads and sidewalks, and the clearance and demolition of dilapidated and blighted structures in low and moderate income neighborhoods. Funds utilized to support programs and projects in this category will also be directed toward additional programs and projects, including housing rehabilitation programs, code enforcement activities, such as a flex squad and homeownership and lead paint removal assistance programs.

3. **Economic Development:** As indicated in the Consolidated Plan, during the five year period covered by the Strategic Plan, the City will seek to expand economic opportunities, especially employment opportunities, for low and moderate income residents through efforts to attract, retain and expand small businesses in neighborhood business districts and larger commercial and industrial establishments throughout the City.

During FY06-07, The City's Office of Economic Development (OED) engaged the Donahue Institute at the University of Massachusetts to conduct an objective, thoroughly-documented assessment of the economic needs of Springfield's businesses, low and moderate income residents and their neighborhoods. The analysis included a survey of over 400 businesses in Springfield's low and moderate income neighborhoods to determine business conditions and needs (if any); and completed 4 focus groups with businesses, residents and service providers in Springfield to identify priority investments including (potentially) infrastructure, building improvements or loans, technical

assistance or workforces development assistance for residents. In addition, interviews took place with dozens of technical service providers.

Residents and small business owners in the City of Springfield’s NRSA neighborhoods stated clearly that in order to become better places to live, work and do business, first priority must be to make their neighborhoods safer and cleaner with more effective and reliable basic City services. It is evident that the challenges facing the NRSA neighborhoods have broad programmatic implications and it is also clear that addressing these fundamental issues is a necessary first step to improving business conditions and competitiveness within the City and improving the quality of life for residents and business owners alike.

As such, new programming has been designed based upon the findings surrounding quality of life needs. Such programming includes public way improvements and other targeted programs intended to reduce blight, improve cleanliness, and improve the sense of security and safety.

Objectives

- 1) Investment in Residents “Human Capital” is achieved through a variety of activities , the following activities were identified as priorities in the five year plan:

Activity	Matrix Code	Priority	Fund Source
Senior Services	05A	H	CDBG
Public Service (General)	05	H	CDBG
Youth Services	05D	H	CDBG
Fair Housing Activities	05J	M	CDBG
Homeless Facilities (Operations)	03T	H	CDBG
Employment Training	05H	M	CDBG
Handicapped Services	05B	H	CDBG
Health Services	05M	H	CDBG
Childcare Services	05L	M	CDBG

In order to address these priority needs, programs and projects proposed this year include:

ACTIVITY	FUNDING AMOUNT	ACCOMPLISHMENT TYPE	PROJECTED ACCOMPLISHMENT
5A	\$ 9,000.00	People	300
W.E.B. Dubois Academy	\$ 7,650.00	People	50
Hungry Hill Senior Center	\$ 5,000.00	People	100
Pine Point Senior Center	\$ 9,000.00	People	50
Fuel Assistance Program	\$ 15,300.00	Households	125
Worthington Street Shelter	\$ 81,600.00	People	900
Visually Impaired Elders	\$ 5,100.00	People	60
Youth Development	\$ 20,400.00	People	150
Fair Housing Project	\$ 5,100.00	People	200
Springfield Foreclosure Relief	\$ 15,000.00	People	150
Loaves & Fishes	\$ 20,400.00	People	150
Therapeutic Recreation/ Camp Star	\$ 105,710.00	People	200

Recreation Program – Open Pools	\$ 90,000.00	People	1000
Bridging the Gap	\$ 10,200.00	People	125
TAP (Teens for AIDS Prevention)	\$ 8,000.00	People	20
Summer Activities	\$ 27,900.00	People	25
I.O. Unit	\$ 8,160.00	People	160
Summer Youth Development	\$ 10,200.00	People	100
Childcare for At-Risk Youth (fmr: daycare for incarcerated parents “CHIP”)	\$ 8,160.00	People	3
Urban Achievement	\$ 10,200.00	People	30
Community Access Program	\$ 15,000.00	People	50
Safe Summer Streets	\$ 5,000.00	People	25
Youth Build	\$ 20,400.00	People	32
Culinary Arts Training	\$ 15,000.00	People	10
Adult Education	\$ 20,000.00	People	25
Meals	\$ 86,000.00	People	500
After School/Summer Fun	\$ 15,400.00	People	45
Brightwood After School Program	\$ 15,400.00	People	75
GED	\$ 10,000.00	People	10
LEAP	\$ 10,000.00	People	20
ABE	\$ 10,000.00	People	15
Latino Youth	\$ 10,000.00	People	10
Community Ed. Support / ABE	\$ 7,500.00	People	10
VISITAS	\$ 5,000.00	People	100
Bilingual Community Liaison	\$ 7,500.00	People	10
Family Empowerment	\$ 5,000.00	People	25

2) Neighborhood Enhancement – The Consolidated Plan identified the need to make Springfield neighborhoods a good place to live, work, and recreate. To that end, the City of Springfield has identified the following priority areas and will fund activities geared towards achieving these priorities.

ACTIVITY	Matrix Code	Priority	Fund Source
Acquisition of Real Property	1	M	CDBG, Public
Disposition	2	H	CDBG, Private
Parks, Recreational Facilities	03F	H	CDBG, Public, Private
Street Improvements	03K	H	CDBG, Public
Sidewalks	03L	M	Public
Clearance and Demolition	4	H	CDBG, Public
Homeownership Assistance	05R	H	CDBG, HOME
Direct Homeownership Assistance	13	H	HOME
Rehab; Single Unit Residential	14A	H	HOME, CDBG, Public, Private
Rehab; Multi Unit Residential	14B	H	HOME, CDBG, Public, Private
Acquisition/Disposition	14G	H	HOME, Public, Private
Lead Based/Lead Hazard Test/Abatement	14I	H	HOME, Public
Code Enforcement	15	H	CDBG, Public
Residential Historic Preservation	16A	H	CDBG, HOME
CDBG Operation and Repair of Foreclosed Property	19E	H	CDBG

In order to address these priority needs, programs and projects proposed this year include a substantial investment in public facilities and infrastructure, a significant proactive code enforcement initiative, and a program targeted at the redevelopment of abandoned buildings and vacant lots. Funding allocations include:

ACTIVITY	FUNDING AMOUNT	ACCOMPLISHMENT TYPE	PROJECTED ACCOMPLISHMENT
Bond Payment	\$450,000.00	Public Facilities	1
Neighborhood Centers	\$200,000.00	Public Facilities	8
Neighborhood Capacity	\$115,000.00	Organization	10
Brighter Greener Springfield	\$65,000.00	Housing Units	100
Neighborhood Target Improvement Prog.	\$110,000.00	Organization	11
Code Enforcement – Flex Squad	\$100,000.00	People	300
Neighborhood Enhancement Program	\$231,746.40	Public Facilities	2
South End Revitalization Program	\$1,100,000.00	TBD	TBD
Downtown Physical Improvement	\$25,000.00	Public Facilities	TBD
Keep Springfield Beautiful	\$12,000.00	People	2,000
Jamie Ulloa Park	\$50,000.00	People	4,485
Armoury Commons Park Reconstruction	\$90,000.00	People	1,536
Indian Orchard Riverfront Park	\$37,500.00	People	9,065
Leonardo da Vinci Park	\$100,000.00	People	2,706
Graffiti Removal	\$55,000.00	People	150
Acquisition/Disposition	\$40,000.00	People	30
Targeted Code Enforcement	\$50,000.00	People	700
Neighborhood Program Delivery – Public Facility and Improvements	\$25,000.00	Linked	
Clearance and Demolition Program Delivery	\$27,000.00	Linked	
HeartWap Program	\$215,000.00	Housing Units Neighborhood Facility	300
DeBerry School Outdoor Classroom	\$100,000.00	Facility	1
Blunt Park	\$50,000.00	People	6,153
Home Rehabilitation Program	\$420,000.00	Housing Units	10
Homebuyer Program	\$135,000.00	Linked	
Historic Restoration	\$150,000.00	Housing Units	2
Housing Placement	\$140,000.00	Housing Units	75

3) Economic Development – The following table shows the City’s priority needs under the Economic Development core component:

<b>ACTIVITY</b>	<b>Matrix Code</b>	<b>Priority</b>	<b>Fund Source</b>
Disposition	2	H	CDBG, Private, Public
Clearance and Demolition	4	M	CDBG, Private, Public
Clean-up of Contaminated Sites	04A	H	CDBG, Private, Public
Relocation	8	M	Public
CI Land Acquisition/Disposition	17A	H	CDBG, Private, Public
CI Infrastructure Development	17B	H	CDBG, Public
CI Building Acquisition, Construction, Rehabilitation	17C	M	CDBG, Private, Public
Other Commercial/Industrial Improvements	17D	M	CDBG, Private, Public
Direct Financial Assistance to For-Profits	18A	M	CDBG, Private, Public
ED Technical Assistance	18B	H	CDBG, Private, Public
Micro-Enterprise Assistance	18C	H	CDBG, Private, Public

The Action Plan shall be amended through a formal process to incorporate the Donahue Institute’s final analysis and details about programs and activities being put in place prior to the expenditure of funding allocated pursuant to this category. While funding allocations are detailed below, no activity will be funded until approved by HUD.

<b>ACTIVITY</b>	<b>FUNDING AMOUNT</b>	<b>ACCOMPLISHMENT TYPE</b>	<b>PROJECTED ACCOMPLISHMENT</b>
Workforce Development	\$100,000.00	Jobs	35
Business Loan Pool	\$325,000.00	Jobs	9
Economic Development Workshops	\$40,000.00	Jobs	2
State Street Corridor	\$100,000.00	Jobs	3
Economic Development Program Delivery	\$50,000.00	Business	5

## **Antipoverty Strategy**

1. Describe the actions that will take place during the next year to reduce the number of poverty level families.



## **Antipoverty Strategy**

Like many core cities throughout Massachusetts and the nation, Springfield has an alarmingly high percentage of households living at or below the poverty level.

Almost 27% of Springfield households live in poverty (\$15,020 for a family of three in 2002). Over a third (34%) of children under the age of 18 live in poverty, giving the City one of the highest child poverty rates in the state (Census 2000). The rate is higher for Latino families, with 58% of children under 18, and 74% of children under five living in poverty. Of all household types, single-parent households headed by women are the poorest, with 62% with children under age five living in households with poverty-level incomes. In addition, 87% of students in the city's public schools are classified as low income.

The City's Antipoverty Strategy is comprised of the following components:

### **10 Year Plan to End Homelessness**

The high rate of poverty makes housing affordability a critical issue. According to the National Low Income Housing Coalition's 2005 Out of Reach report, a single parent must work a full-time job at \$15.37 per hour, or about \$32,000 per year, to afford a two-bedroom apartment in Springfield. The median household income in Springfield is \$30,417 (Census 2000).

This mismatch between incomes and housing costs causes homelessness. In 2007, Springfield approved its ten-year plan to end long-term homelessness among families and individuals, Homes Within Reach. Recognizing the income-housing mismatch, the plan sets forth strategies that address both housing affordability and means to increase incomes. These strategies include components in each of the following areas.

### **Education: Early Childhood Education through Secondary**

Lack of education is a key factor in the city's high poverty rate. The majority of individuals in Springfield over the age of 25 only have a high school education. Nearly one-quarter of Springfield's adult population has not completed high school or earned a GED. Further, 16% of Springfield's adult population has less than a 10<sup>th</sup> grade education. Of the more than a third of the city's population that have participated in any higher education, less than half have a bachelor's degree. Without further education, many low-income parents are unlikely to earn incomes that will support their families.

The diminishing number of jobs that do not require a college degree is evident in Springfield's unemployment rate which follows the trend of Massachusetts but is consistently about two percentage points higher. Further, residents of Springfield are heavily concentrated in service and sales or office occupations. The ability of low-income residents to move into higher-paying management, professional or financial occupations is constrained by lack of education.

Levels of educational attainment are influenced by developmental and educational opportunities starting in the earliest years. The City's strategies for improvement in this area therefore start with early childhood education and continue through higher education and workforce development.

The City has allocated funding to support early childhood education for at-risk youth. The City is a partner in the Cherish Every Child campaign, an initiative focused on children from birth through age five; this initiative also seeks universal access to early childhood education.

The Springfield Public Schools works proactively to ensure successful completion of grades K-12 through its Pupil Progression Plan and Culture of Achievement initiative. The City is an active participant in Step Up Springfield, a broad community effort aimed at raising expectations as to student behavior and academics, and promoting improved academic achievement, as measured by standardized tests.

The City has allocated funding to support a number of after-school, summer learning, youth development and mentoring programs, all of which support youth in remaining and progressing in school.

Springfield's 2004 high-school drop-out rate was 8.1%, more than twice the national average. Drop-out rates are higher among limited-English students, Hispanic students, and special education students. Many of these students need more than four years to complete high school, and older students are at particularly high risk to drop out. The Springfield Public Schools seek to meet these students' needs by providing an alternative high school diploma program.

### **GED, Literacy, Self Sufficiency and Job Training**

Adults who have not completed high school, or who struggle with literacy or limited English proficiency, have lessened capacity to join the workforce or increase earnings. The City provides GED, adult basic education and English for speakers of other languages (ESOL) classes through the Springfield Public Schools' Adult Education Program; the City also funds community-based organizations providing these classes.

The City maintains partnerships with programs and organizations that provide literacy and self-sufficiency programs, including those operated through the neighborhood councils, Puerto Rican Cultural Center, Urban League of Greater Springfield, Vietnamese American Civic Association, the Martin Luther King Center and STCC.

The City works closely with entities whose mission is to raise the educational and occupational skills levels of the workforce and improve economic self-sufficiency for low and moderate income families. These include the Regional Employment Board of Hampden County (REB), a business-led, non-profit corporation responsible for regional workforce development. The REB sponsors the following programs:

Work Force Investment Act (WIA): pre-employment, training and job placement services to more than 900 low-income youth and adults annually.

Pathways to Success by 21: increased employment for youth 16-24, and increased educational attainment and post-secondary education for dropout youth 16-24, especially Latino and African American Youth.

Education, Training and Job Placement for TAFDC Recipients: assists TAFDC recipients enter unsubsidized employment.

The City has allocated funding to support a number of job training and employment programs.

The City is partnering with Friends of the Homeless to create a Homeless Resource Center, with an employment resource room to assist homeless individuals to access jobs and job training. The Center will also assist very low income persons in accessing mainstream services, including income and employment supports.

### **Asset-Building**

Springfield encourages efforts to assist residents in building assets. The City will continue to seek to support financial literacy, first-time homebuyer, and foreclosure prevention programs.

### **Meeting Emergency Needs**

In addition to these efforts to increase the earnings of its residents, the City supports programs that assist households in meeting emergency needs. For very-low-income people, one emergency can lead to loss of employment or housing. The City funds programs that provide fuel assistance and meals, and support services to elders to assist them in meeting basic needs. Springfield will continue to identify opportunities to support the work of Springfield Partners for Community Action and other non-profit agencies assist low-income households with weatherization, community food and nutrition, community health advocacy, volunteer income tax assistance, childcare, food distribution and community market programs.

### **Non-homeless Special Needs (91.220 (c) and (e))**

1. Describe the priorities and specific objectives the jurisdiction hopes to achieve for the period covered by the Action Plan.
2. Describe how Federal, State, and local public and private sector resources that are reasonably expected to be available will be used to address identified needs for the period covered by this Action Plan.

## Non-homeless Special Needs Objectives

Due to limited funding, the City of Springfield anticipated supporting only those activities identified as “High” priorities among non-homeless special needs. If additional funding is available or a particularly strong project is proposed, “Medium” priorities may also be considered. The following table projects the non-homeless special needs populations that will be served with housing and supportive services activities during this second year of the five-year Consolidated Plan period. The totals listed do not necessarily reflect unique persons since many activities will continue to serve ongoing needs of the same individuals for more than one program year.

The following chart identifies the populations that are identified as “High” priorities.

Special Needs Category	Housing	Supportive Services
Elderly and Frail Elderly	M	H
Disabled (Develop. or Physical)	M	H
Persons w/ HIV/AIDS	H	M
Youth w/ HIV/AIDS	H	M

## Use of Available Resources

Many public service activities that have traditionally been funded through the CDBG program in Springfield serve the priority special needs populations identified above. The City of Springfield anticipates that these activities will continue to receive support. HOPWA funding will be used to assist with the supportive service needs of persons with HIV/AIDS in Springfield and throughout the tri-county area as detailed on the pages below.

Additionally, the Commonwealth of Massachusetts, through the Department of Mental Health, the Department of Public Health, the Division of Elder Services, and other agencies provide funding for a variety of housing and supportive services programs that serve many special needs populations in Springfield.

## Specific HOPWA Objectives

Describe how Federal, State, and local public and private sector resources that are reasonably expected to be available will be used to address identified needs for the period covered by the Action Plan.

## Housing Opportunities for People with AIDS (HOPWA)

1. Provide a Brief description of the organization, the area of service, the name of the program contacts, and a broad overview of the range/ type of housing activities to be done during the next year.
2. Report on the actions taken during the year that addressed the special needs of persons who are not homeless but require supportive housing, and assistance for persons who are homeless.
3. Evaluate the progress in meeting its specific objective of providing affordable housing, including a comparison of actual outputs and outcomes to proposed goals and progress made on the other planned actions indicated in the strategic and action plans. The evaluation can address any related program adjustments or future plans.
4. Report on the accomplishments under the annual HOPWA output goals for the number of households assisted during the year in: (1) short-term rent, mortgage and utility payments to avoid homelessness; (2) rental assistance programs; and (3) in housing facilities, such as community residences and SRO dwellings, where funds are used to develop and/or operate these facilities. Include any assessment of client outcomes for achieving housing stability, reduced risks of homelessness and improved access to care.
5. Report on the use of committed leveraging from other public and private resources that helped to address needs identified in the plan.
6. Provide an analysis of the extent to which HOPWA funds were distributed among different categories of housing needs consistent with the geographic distribution plans identified in its approved Consolidated Plan.
7. Describe any barriers (including non-regulatory) encountered, actions in response to barriers, and recommendations for program improvement.
8. Please describe the expected trends facing the community in meeting the needs of persons living with HIV/AIDS and provide additional information regarding the administration of services to people with HIV/AIDS.
9. Please note any evaluations, studies or other assessments that will be conducted on the local HOPWA program during the next year.

## Specific HOPWA Objectives

The following table outlines the priority HOPWA needs for the Tri-county area. Activities marked “High” priorities will receive funding during the Action Plan Period. Those marked as “Medium” priorities may receive funding if funding levels increase or particularly strong proposals are submitted. Activities marked as “Low” priorities will not be funded during the five-year plan period due to limited availability of funds.

Activity	Priority	Funding Source
Tenant-Based Rental Assistance	H	HOPWA, HOME, McKinney
Short-Term Rent, Mortgage and Utility Payments	H	HOPWA
Facility-Based Programs	L	---
Operating Costs for Facility-Based Programs	L	---
New Facilities Development with Capital Funds	L	HOPWA
Supportive Services in Conjunction with Housing Activities	H	HOPWA, Public, McKinney
Housing Information and Placement Services	H	HOPWA, Public
HOPWA Technical Assistance	M	HOPWA

## HOPWA

HOPWA sponsors are selected through a City-issued Request for proposal. The funding opportunity is advertised through a legal notice and direct mailing to potential sponsors, including faith-based organizations. The RFP solicits annual goals for each eligible HOPWA activity.

The City of Springfield has allocated HOPWA resources to the following agencies for the following activities:

1. River Valley Counseling Center will provide tenant-based rental assistance and intensive support services. River Valley has been providing support services to individuals for more than 50 years. Initially focusing on mental health issues, River Valley has grown and has adjusted its focus to keep in step with the ever changing landscape of health issues facing underserved populations today. River Valley has been providing HIV related housing services for more than 15 years. Through this funding, River Valley will provide housing and support services to HIV positive individuals, assisting with search and placement in decent affordable housing.
2. HIV/AIDS Law Consortium will provide legal assistance, advocacy, and small group workshops to clients and case managers on issues of discrimination in housing and benefits. The Law Consortium will provide legal services as well as housing information services. The Law Consortium’s mission is to ensure access to legal services for individuals and families affected by HIV/AIDS and to educate both the legal community and the community at-large about the legal rights of these individuals and families. The Consortium advocates on behalf of people with HIV/AIDS to assure their legal and human rights are preserved.
3. New North Citizen' Council's Springfield Housing Opportunities for People with AIDS will provide support services, housing search and information, and short-term assistance to households impacted by HIV/AIDS. The program will also administer the Rental Start Up Program, which assists eligible households with limited first, last and/or security deposit to assist them in obtaining permanent housing placement.

The New North Citizen' Council (NNCC) has been a neighborhood association for more than 30 years, providing residents with quality support and social services and citizen's advocacy from a neighborhood perspective. It is a multi-service agency with an annual operating budget of over \$4 million. Through this funding the NNCC will assist individuals and the families of individuals living with the AIDS virus to secure safe affordable housing through information, counseling and short-term rental assistance.

4. Cooley Dickinson Hospital's Supportive Housing Program – Housing Services of AIDS Care will provide tenant-based rental assistance and support services. Cooley-Dickinson Hospital (CDH) is a non-profit, 501(c) (3) community hospital serving individuals from Hampden Hampshire and Franklin County. CDH operates several programs that serve individuals living with the HIV/AIDS virus as well as providing the necessary support services to these same individuals and their families. CDH operates HIV/AIDS outreach centers, HIV Prevention and Education Programs as well as operating one of the state's six Centers for Health Communities which serves all of Western Massachusetts. Under this funding allocation, CDH will continue to assist HIV/AIDS positive individuals with safe affordable housing options.

The following chart illustrates the services to be provided and the goals for each HOPWA Activity.

Organization	Service Classification	Performance Measure	Accomplishment
HIV/AIDS Law Consortium	Services	Households	100
Cooley-Dickinson	TBRA	Households	10
New North Citizens Council	Shallow Subsidy	Households	150
River Valley	TBRA/Services	Households	12

## Other Narrative

Include any Action Plan information that was not covered by a narrative in any other section.



## ASSESSMENT OF FIVE YEAR AND ANNUAL GOALS AND OBJECTIVES

The five-year Consolidated Plan for the entitlement programs covers the period July 1, 2005- June 30, 2010. As discussed in the text below, HUD has established a new performance measurement system. Within each priority area, a brief overview of objectives and outcomes of the activities in the Consolidated Plan and a report on the accomplishments achieved to date is provided as an amendment to the City's 5 Year Strategic Plan for FY 2006 through FY 2010.

### Background Information: HUD's New Performance Measurement System

In order to better quantify the impacts that HUD-funded programs and projects are having on communities, HUD has developed and is in the process of implementing nationwide a performance measurement system to help determine how well programs and activities are meeting established needs and goals. Performance measurement is now a requirement for all federal programs, and performance is a key consideration in program funding decisions.

HUD's new Outcome Performance Measurement System contains three main components: Objectives, Outcomes and Indicators. This system tracks the City's progress meeting three objectives. Descriptions of these objectives are excerpted from the CPD Manual and Guidebook below:

1. **Providing Decent Housing.** This objective "covers the wide range of housing activities that are generally undertaken with HOME, CDBG or HOPWA funds. This objective focuses on housing activities whose purpose is to meet individual family or community housing needs. It does not include programs where housing is an element of a larger effort to make community-wide improvements, since such programs would be more appropriately reported under Suitable Living Environments."
2. **Creating Suitable Living Environments.** This second objective is "related to activities that are designed to benefit communities, families, or individuals by addressing issues in their living environment. This objective related to activities that are intended to address a wide range of issues faced by low- and moderate-income persons, from physical problems with their environment, such as poor quality infrastructure, to social issues such as crime prevention, literacy or elderly health services."
3. **Creating Economic Opportunities.** This third and final objective "applies to activities relates to economic development, commercial revitalization, or job creation."

The system also establishes the following three **outcomes** to show the anticipated result of the activity:

1. **Availability/Accessibility.** This first outcome "applies to activities that make services, infrastructure, public services, public facilities, housing or shelter available or accessible to low and moderate-income people, including persons with disabilities. In this category, accessibility does not refer only to physical barriers, but also to making the basics of daily living available and accessible to low- and moderate-income people where they live."
2. **Affordability.** This outcome "applies to activities that provide affordability in a variety of ways to low- and moderate-income people. It can include the creation or

maintenance of affordable housing, basic infrastructure hook-ups, or services such as transportation or day care. Affordability is an appropriate objective whenever an activity is lowering the cost, improving the quality, or increasing the affordability of a product or service to benefit a low-income household.”

- 3. Sustainability.** This third and final outcome “applies to activities that are aimed at improving communities or neighborhoods, helping to make them livable or viable by providing benefit to persons of low- and moderate-income or by removing or eliminating slums or blighted areas, through multiple activities or services that sustain communities or neighborhoods.”

The following table overviews the link between objectives and outcomes.

	<b>Availability/ Accessibility (1)</b>	<b>Affordability (2)</b>	<b>Sustainability (3)</b>
<b>Decent Housing (DH)</b>	DH-1	DH-2	DH-3
<b>Suitable Living Environment (SL)</b>	SL-1	SL-2	SL-3
<b>Economic Opportunity (EO)</b>	EO-1	EO-2	EO-3

**City of Springfield’s Implementation of HUD’s new Performance Measurement System**

HUD has mandated that the Performance Measurement system be fully implemented during FY 06-07.

Per HUD guidance, the City has completely incorporate HUD’s outcome performance measurement system into its FY 2006-2010 Consolidated Plan as part of this FY08-09 Action Plan process pursuant to the HUD’s implementation guidelines and schedule. These guidelines state that the City:

- Must make the amendment public and notify HUD that an amendment has been made.
- May submit a copy of each amendment to HUD as it occurs or at the end of the program year.
- Should include a copy of these changes in its local files so the information may be used during the FY 2007 CAPER completion process and during any on site monitoring of the City that is conducted by HUD, so HUD may confirm the new system was incorporated into the Plan.

According to HUD’s Community Planning and Development Outcome Performance Measurement Framework: Training Manual and Guidebook, it is not anticipated that this process will amount to a “substantial amendment,” so grantees, including the City of Springfield, are “not required to undergo the public comment process on these changes or to submit the edits to HUD.”

**Performance Measurement Objective Tables**

<b>Specific Obj. #</b>	<b>Outcome/Objective Specific Annual Objectives</b>	<b>Sources of Funds</b>	<b>Performance Indicators</b>	<b>Federal Year</b>	<b>Expected Number</b>	<b>Actual Number</b>	<b>Percent Completed</b>
<b>DH-1 Availability/Accessibility of Decent Housing</b>							
DH-1.1	Produce affordable rental housing units	HOME	Housing units	2005	30	55	183.3%
				2006	30	0	0.0%
		Other private		2007	50		
				2008	50		
		Other Public		2009			
MULTI-YEAR GOAL					250	55	22.0%
DH-1.2	Provide rehabilitation financing to existing homeowners	HOME	Housing units	2005	15	16	106.7%
				2006	15	15	100.0%
		CDBG		2007	15		
				2008	25		
		Other Private		2009			
MULTI-YEAR GOAL					75	31	41.3%
DH-1.3	Increase energy efficiency for existing homeowners	CDBG	Housing units	2005	200	749	374.5%
				2006	200	1,070	535.0%
		Other Public		2007	300		
				2008	300		
				2009			
MULTI-YEAR GOAL					1,000	1,819	181.9%
DH-1.4	Evaluate and eliminate lead based paint hazards	CDBG	Housing units	2005	500	570	114.0%
				2006	500	613	122.6%
		HOME		2007	150		
				2008	150		
		Other Public		2009			
MULTI-YEAR GOAL					2500	1,183	47.3%
DH-1.5	Targeted Code Enforcement	CDBG	Housing units	2005	500	3,249	649.8
				2006	700	1,828	261.1
		Other Public		2007	700		
				2008	700		
				2009			
MULTI-YEAR GOAL					500	5,077	1,015.4%
DH-1.6	Redevelop blighted properties into homeownership opportunities	HOME	Housing units	2005	15	10	66.7%
				2006	10	6	60.0%
		CDBG		2007	10		
				2008	10		
		Other public/private		2009			
MULTI-YEAR GOAL					50	16	32.0%

DH-1.7	Acquisition/ Disposition	CDBG  Other Public	Housing units	2005	56	31	55.4%
				2006	20	216	1,080%
				2007	30		
				2008	100		
				2009			
		MULTI-YEAR GOAL				250	247
DH-1.8	Board & Secure: Operation and repair of foreclosed properties	CDBG  Other public	Housing units	2005	15	43	43.0%
				2006	100	77	77.0%
				2007	-----	-----	-----
				2008	100		
				2009			
		MULTI-YEAR GOAL				150	120
DH-1.9	Residential Historic Preservation		Housing units	2005	2	2	100.0%
				2006	0	0	100.0%
				2007	0		
				2008	2		
				2009			
		MULTI-YEAR GOAL				10	2
DH-1.10	Develop special needs housing units	HOME  Other public	Housing units	2005	-----	-----	-----
				2006	-----	-----	-----
				2007	-----	-----	-----
				2008	4	-----	-----
				2009			
		MULTI-YEAR GOAL				40	0
DH-1.11	Ensure sufficient capacity at emergency shelters so individuals can come off the streets and be engaged around housing options	ESG  Other Public	People served annually	2005	335	2,643	789.0%
				2006	300	2,872	957.3%
				2007	500		
				2008	140		
				2009			
		MULTI-YEAR GOAL				1,500	5,515
	<i>* Note that in this category accomplishment data may count individuals more than once versus unique individuals served</i>	CDBG  Other Public	People served annually	2005	1,400	1,291	86.1%
				2006	900	696	77.3%
				2007	900		
				2008	900		
				2009			
MULTI-YEAR GOAL				7,000	1,987	28.4%	

DH-1.12	Increase range of housing options and related services, including rental assistance, short term subsidies and support services in the tri county area for persons with HIV/AIDS	HOPWA  Other Public	Households	2005	270	642	237.8%
				2006	250	578	231.2%
				2007	272		
				2008	272		
				2009			
		MULTI-YEAR GOAL				650	1,220
DH-1.13	Public Facilities: Homeless	CDBG  Other Public	Public Facility	2005	-----	-----	-----
				2006	-----	-----	-----
				2007	TBD		
		Other Private		2008	-----	-----	-----
				2009			
		MULTI-YEAR GOAL				TBD	0
DH-1.14	Create permanent supportive housing opportunities for chronically homeless individuals and other vulnerable populations	HOME  Other public	People	2005	25	41	164.0%
				2006	24	36	150.0%
				2007	25		
				2008	200		
				2009			
		MULTI-YEAR GOAL				175	77

Specific Obj. #	Outcome/Objective Specific Annual Objectives	Sources of Funds	Performance Indicators	Year	Expected Number	Actual Number	Percent Completed
<b>DH-2 Affordability of Decent Housing</b>							
DH-2.1	Direct homebuyer downpayment assistance	ADDI	Households	2005	15	22	146.7%
				2006	15	34	233.3%
		HOME		2007	15		
				2008	15		
				2009			
		MULTI-YEAR GOAL				75	56
DH-2.2	Homebuyer education/counseling	CDBG	Households	2005	50	223	446.0
				2006	50	189	378.0%
		Other private		2007	150		
				2008	100		
				2009			
		MULTI-YEAR GOAL				250	412

Specific Obj. #	Outcome/Objective Specific Annual Objectives	Sources of Funds	Performance Indicators	Year	Expected Number	Actual Number	Percent Completed	
<b>SL-1 Availability/Accessibility of Suitable Living Environment</b>								
SL-1.1	Prevent homelessness	ESG Other public	People served through tenant mediation and legal assistance	2005	130	300	230.8%	
				2006	115	121	105.2%	
				2007	150			
				2008	150			
				2009				
		<b>MULTI-YEAR GOAL</b>				<b>1,500</b>	<b>421</b>	<b>28.1%</b>
		CDBG Other public/private	People receiving housing placement assistance	2005	20	69	345.0%	
				2006	20	73	364.0%	
				2007	100			
				2008	75			
				2009				
		<b>MULTI-YEAR GOAL</b>				<b>100</b>	<b>142</b>	<b>142%</b>
		People served through Homesavers	2005	-----	-----	-----		
			2006	-----	-----	-----		
			2007	115				
2008	20							
2009								
<b>MULTI-YEAR GOAL</b>				<b>300</b>	<b>0</b>	<b>0.0%</b>		
SL-1.2	Provide essential services to assist homeless people to become housed	ESG Other public	Households	2005	200	476	238.0%	
				2006	300	411	137.0%	
				2007	200			
				2008	200			
				2009				
<b>MULTI-YEAR GOAL</b>				<b>500</b>	<b>887</b>	<b>177.4 %</b>		
SL-1.3	Employment training	CDBG Other public/private	People	2005	190	442	232.6%	
				2006	200	358	179.0%	
				2007	141			
				2008	122			
				2009				
<b>MULTI-YEAR GOAL</b>				<b>250</b>	<b>800</b>	<b>320.0 %</b>		
SL-1.4	Health services	CDBG Other public/private	People	2005	200	50	25%	
				2006	-----	-----	-----	
				2007	-----	-----	-----	
				2008	50			
				2009				
<b>MULTI-YEAR GOAL</b>				<b>1,000</b>	<b>50</b>	<b>5%</b>		

SL-1.5	Senior services	CDBG  Other public/ private	People	2005	575	1,463	254.4%
				2006	800	1,074	134.3%
				2007	250		
				2008	250		
				2009			
				<b>MULTI-YEAR GOAL</b>		<b>1,125</b>	<b>2,537</b>
SL-1.6	Childcare services	CDBG  Other public/ private	People	2005	3	2	66.7%
				2006	3	3	60.0%
				2007	3		
				2008	3		
				2009			
				<b>MULTI-YEAR GOAL</b>		<b>15</b>	<b>5</b>
SL-1.7	Services for disabled persons	CDBG  Other public/ private	People	2005	145	195	382.9%
				2006	220	305	138.6%
				2007	330		
				2008	260		
				2009			
				<b>MULTI-YEAR GOAL</b>		<b>225</b>	<b>500</b>
SL-1.8	Fair housing	CDBG  Other public/ private	People	2005	140	536	382.9%
				2006	200	204	102.0%
				2007	200		
				2008	200		
				2009			
				<b>MULTI-YEAR GOAL</b>		<b>700</b>	<b>740</b>
SL-1.9	Youth services	CDBG  Other public/ private	People	2005	635	1,739	273.9%
				2006	1,275	1,524	119.5%
				2007	1,320		
				2008	2140		
				2009			
				<b>MULTI-YEAR GOAL</b>		<b>3,425</b>	<b>3,263</b>
SL-1.10	Battered & abused spouses	CDBG  Other public/ private	People	2005	-----	-----	-----
				2006	-----	-----	-----
				2007	-----	-----	-----
				2008	100	-----	-----
				2009			
				<b>MULTI-YEAR GOAL</b>		<b>500</b>	<b>0</b>
SL-1.11	Public service general	CDBG  Other public/ private	People	2005	5,050	15,764	311.8%
				2006	1,000	3,316	331.6%
				2007	2,325		
				2008	925		
				2009			
				<b>MULTI-YEAR GOAL</b>		<b>24,950</b>	<b>19,080</b>



SL-1.12	Mental Health Services	CDBG	People	2005	-----	-----	-----
				2006	-----	-----	-----
				2007	-----	-----	-----
				2008	20	-----	-----
				2009			
		<b>MULTI-YEAR GOAL</b>	<b>200</b>	<b>0</b>	<b>0%</b>		
SL-1.13	Substance Abuse Services	CDBG	People	2005	-----	-----	-----
				2006	-----	-----	-----
				2007	-----	-----	-----
				2008	300	-----	-----
				2009			
		<b>MULTI-YEAR GOAL</b>	<b>1,000</b>	<b>0</b>	<b>0%</b>		
SL-1.14	CDBG Non-profit Organization Capacity Building	CDBG	Organizations	2005	9	9	100%
				2006	9	10	111.1%
				2007	9		
				2008	9		
				2009			
		<b>MULTI-YEAR GOAL</b>	<b>9</b>	<b>19</b>	<b>211.1%</b>		

Specific Obj. #	Outcome/ Objective  Specific Annual Objectives	Sources of Funds	Performance Indicators	Year	Expected Number	Actual Number	Percent Completed
<b>SL-3 Sustainability of Suitable Living Environment</b>							
SL-3.1	Parks, Recreational Facilities	CDBG	Public Facilities	2005	3	7	233.3%
				2006	2	2	100%
		Other Public/Private		2007	8		
				2008	3		
				2009			
		MULTI-YEAR GOAL				3	9
SL-3.2	Street Improvements		People	2005	-----	-----	-----
				2006	-----	-----	-----
				2007	-----	-----	-----
				2008	15,000		
				2009			
			MULTI-YEAR GOAL				25,000
SL-3.3	Sidewalks		People	2005	-----	-----	-----
				2006	-----	-----	-----
				2007	-----	-----	-----
				2008	500		
				2009			
			MULTI-YEAR GOAL				1,000
SL-3.4	Urban Reforestation		Units	2005	25	316	1264.0%
				2006	200	0	0%
				2007	200		
				2008	-----		
				2009			
			MULTI-YEAR GOAL				50
SL-3.5	Clearance and Demolition	CDBG	Housing Units	2005	20	18	90%
				Other public	2006	15	30
		2007			15		
		2008			10		
		2009					
		MULTI-YEAR GOAL				100	48

SL-3.6	Graffiti	CDBG  Other public	Businesses	2005	50	50	100%
				2006	50	70	114.0%
				2007	50		
				2008	20		
				2009			
			MULTI-YEAR GOAL		250	120	48.0%
			People	2005	-----	-----	-----
				2006	-----	-----	-----
				2007	7		
				2008	150		
				2009			
		10					
SL-3.7	Vacant Lot Cleanup	CDBG  Other public	Units	2005	50	234	21.4%
				2006	100	286	286.0%
				2007	100		
				2008	100		
				2009			
					250	520	208.0%

Specific Obj. #	Outcome/Objective Specific Annual Objectives	Sources of Funds	Performance Indicators	Year	Expected Number	Actual Number	Percent Completed
<b>EO-1 Availability/Accessibility of Economic Opportunity</b>							
EO-1.1	Cleanup of Contaminated Sites		Jobs	2005	3	0	0%
				2006	0		
				2007	TBD		
				2008	3		
				2009			
			MULTI-YEAR GOAL	40		0%	
EO-1.2	Relocation		Businesses	2005	-----	-----	-----
				2006	-----	-----	-----
				2007	TBD		
				2008	2		
				2009			
			MULTI-YEAR GOAL	2		0%	
EO-1.3	CI Land Acquisition		Jobs	2005	-----	-----	-----
				2006	-----	-----	-----
				2007	TBD		
				2008	100		
				2009			
			MULTI-YEAR GOAL	200		0%	
EO-1.4	CI Infrastructure Development		Feet of Public Utilities	2005	-----	-----	-----
				2006	-----	-----	-----
				2007	TBD		
				2008	TBD		
				2009			
			MULTI-YEAR GOAL	2,200	0	0%	
EO-1.5	CI Building Acquisition, Construction, Rehabilitation		Jobs	2005	-----	-----	-----
				2006	-----	-----	-----
				2007	TBD		
				2008	-----		
				2009			
			MULTI-YEAR GOAL	250		0%	
EO-1.6	Direct Financial Assistance to For Profits		Businesses	2005	-----	-----	-----
				2006	-----	-----	-----
				2007	TBD		
				2008	5		
				2009			
			MULTI-YEAR GOAL	5	0	0%	

EO-1.7	ED Technical Assistance		Businesses	2005	0	7	-----
				2006	-----	-----	-----
				2007	TBD		
				2008	5		
				2009			
			MULTI-YEAR GOAL		50	7	14.0%
			Jobs	2005	24	0	0%
				2006	-----	-----	-----
				2007	TBD		
				2008	14		
2009							
MULTI-YEAR GOAL		75	0	0%			
EO-1.8	Micro-Enterprise Assistance		Jobs	2005	-----	-----	-----
				2006	-----	-----	-----
				2007	TBD		
				2008	10		
				2009			
			MULTI-YEAR GOAL		25	0	0%
			Businesses	2005	-----	-----	-----
				2006	-----	-----	-----
				2007	TBD		
				2008	20		
2009							
MULTI-YEAR GOAL		100	0	0%			
EO-1.9	Clearance and Demolition		Businesses	2005	1	1	100.0%
				2006	1	0	
				2007	TBD		
				2008	2		
				2009			
			MULTI-YEAR GOAL		5	1	20.0%



# SF 424

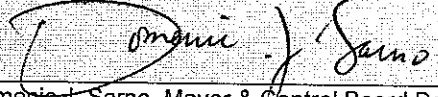
The SF 424 is part of the CPMP Annual Action Plan. SF 424 form fields are included in this document. Grantee information is linked from the 1CPMP.xls document of the CPMP tool.

## SF 424

Complete the fillable fields (blue cells) in the table below. The other items are pre-filled with values from the Grantee Information Worksheet.

Date Submitted	Applicant Identifier	Type of Submission	
Date Received by state	State Identifier	<input type="checkbox"/> Application	<input type="checkbox"/> Pre-application
Date Received by HUD	Federal Identifier	<input type="checkbox"/> Construction	<input type="checkbox"/> Construction
		<input checked="" type="checkbox"/> Non-Construction	<input type="checkbox"/> Non-Construction
<b>Applicant Information</b>			
Jurisdiction <b>Springfield, City of</b>		JOG Code <b>013</b>	
Street Address Line 1 <b>36 Court Street</b>		Organizational DUNS <b>073011921</b>	
Street Address Line 2		Organizational Unit <b>Office of Community Development</b>	
City <b>Springfield</b>	<b>Massachusetts</b>	Department <b>Office of Community Development</b>	
ZIP <b>01103</b>	Country <b>U.S.A.</b>	Division	
Employer Identification Number (EIN):		County <b>Hampden</b>	
<b>04-6001415</b>		Program Year Start Date (MM/DD) <b>07/2008</b>	
Applicant Type:		Specify Other Type if necessary:	
Local Government: Municipality		Specify Other Type	
Program Funding		U.S. Department of Housing and Urban Development	
Catalogue of Federal Domestic Assistance Numbers; Descriptive Title of Applicant Project(s); Areas Affected by Project(s) (cities, Counties, localities etc.); Estimated Funding			
<b>Community Development Block Grant</b>		<b>14.218 Entitlement Grant</b>	
CDBG Project Titles		Description of Areas Affected by CDBG Project(s) <b>LMI Areas of Springfield</b>	
CDBG Grant Amount <b>\$4,095,456</b>	Additional HUD Grant(s) Leveraged		
Additional Federal Funds Leveraged <b>\$400,000</b>	Additional State Funds Leveraged <b>\$21,512,208</b>		
Locally Leveraged Funds <b>\$12,520,000</b>	Grantee Funds Leveraged Carryover <b>\$2,000,000</b>	Private <b>\$88,674,457</b>	
Anticipated Program Income <b>\$200,000</b>	Other (Describe)		
Total Funds Leveraged for CDBG-based Project(s) <b>\$123,106,665</b>			
<b>Home Investment Partnerships Program</b>		<b>14.239 HOME</b>	
HOME Project Titles		Description of Areas Affected by HOME Project(s) <b>LMI households throughout Springfield</b>	
HOME Grant Amount <b>\$1,623,186</b>	Additional HUD Grant(s) Leveraged	Describe	
<b>ADD! \$10,078</b>	Additional Federal Funds Leveraged <b>\$11,734,000</b>	Additional State Funds Leveraged <b>\$2,000,000</b>	
Locally Leveraged Funds	Grantee Funds Leveraged		

Anticipated Program Income \$75,000		Other (Describe) Private \$1,861,000	
Total Funds Leveraged for HOME-based Project(s) \$15,670,000			
<b>Housing Opportunities for People with AIDS</b>		14.241 HOPWA	
HOPWA Project Titles		Description of Areas Affected by HOPWA Project(s) Areas of Hampshire, Hampden & Franklin counties	
HOPWA Grant Amount \$426,000	Additional HUD Grant(s) Leveraged	Describe	
Additional Federal Funds Leveraged		Additional State Funds Leveraged	
Locally Leveraged Funds		Grantee Funds Leveraged	
Anticipated Program Income		Other (Describe)	
Total Funds Leveraged for HOPWA-based Project(s) \$0			
<b>Emergency Shelter Grants Program</b>		14.231 ESG	
ESG Project Titles		Description of Areas Affected by ESG Project(s) LMI areas of Springfield	
ESG Grant Amount \$183,020	Additional HUD Grant(s) Leveraged	Describe	
Additional Federal Funds Leveraged \$3,177,641		Additional State Funds Leveraged	
Locally Leveraged Funds		Grantee Funds Leveraged	
Anticipated Program Income		Other (Describe)	
Total Funds Leveraged for ESG-based Project(s) \$3,177,641			
Congressional Districts of:		Is application subject to review by state Executive Order 12372 Process?	
Applicant Districts	Project Districts		
Is the applicant delinquent on any federal debt? If "Yes" please include an additional document explaining the situation.		<input type="checkbox"/> Yes	This application was made available to the state EO 12372 process for review on DATE
		<input type="checkbox"/> No	Program is not covered by EO 12372
<input type="checkbox"/> Yes	<input type="checkbox"/> No	<input type="checkbox"/> N/A	Program has not been selected by the state for review

Person to be contacted regarding this application		
First Name David	Middle Initial B.	Last Name Panagore
Title Chief Development Officer	Phone (413) 787-6025	Fax (413) 413-6524
eMail dpanagore@springfieldcityhall.com	Grantee Website www.springfieldcityhall.com	Other Contact Cathy K. Buono Office of Community Development
Signature of Authorized Representative 		Date Signed 5/12/08
Domenic J. Sarno, Mayor & Control Board Designee		



# CPMP Non-State Grantee Certifications

**Many elements of this document may be completed electronically, however a signature must be manually applied and the document must be submitted in paper form to the Field Office.**

- This certification does not apply.  
 This certification is applicable.

## NON-STATE GOVERNMENT CERTIFICATIONS

In accordance with the applicable statutes and the regulations governing the consolidated plan regulations, the jurisdiction certifies that:

**Affirmatively Further Fair Housing** -- The jurisdiction will affirmatively further fair housing, which means it will conduct an analysis of impediments to fair housing choice within the jurisdiction, take appropriate actions to overcome the effects of any impediments identified through that analysis, and maintain records reflecting that analysis and actions in this regard.

**Anti-displacement and Relocation Plan** -- It will comply with the acquisition and relocation requirements of the Uniform Relocation Assistance and Real Property Acquisition Policies Act of 1970, as amended, and implementing regulations at 49 CFR 24; and it has in effect and is following a residential antidisplacement and relocation assistance plan required under section 104(d) of the Housing and Community Development Act of 1974, as amended, in connection with any activity assisted with funding under the CDBG or HOME programs.

**Drug Free Workplace** -- It will or will continue to provide a drug-free workplace by:

1. Publishing a statement notifying employees that the unlawful manufacture, distribution, dispensing, possession, or use of a controlled substance is prohibited in the grantee's workplace and specifying the actions that will be taken against employees for violation of such prohibition;
2. Establishing an ongoing drug-free awareness program to inform employees about --
  - a. The dangers of drug abuse in the workplace;
  - b. The grantee's policy of maintaining a drug-free workplace;
  - c. Any available drug counseling, rehabilitation, and employee assistance programs; and
  - d. The penalties that may be imposed upon employees for drug abuse violations occurring in the workplace;
3. Making it a requirement that each employee to be engaged in the performance of the grant be given a copy of the statement required by paragraph 1;
4. Notifying the employee in the statement required by paragraph 1 that, as a condition of employment under the grant, the employee will --
  - a. Abide by the terms of the statement; and
  - b. Notify the employer in writing of his or her conviction for a violation of a criminal drug statute occurring in the workplace no later than five calendar days after such conviction;
5. Notifying the agency in writing, within ten calendar days after receiving notice under subparagraph 4(b) from an employee or otherwise receiving actual notice of such conviction. Employers of convicted employees must provide notice, including position title, to every grant officer or other designee on whose grant activity the convicted employee was working, unless the Federal agency has designated a central point for the receipt of such notices. Notice shall include the identification number(s) of each affected grant;
6. Taking one of the following actions, within 30 calendar days of receiving notice under subparagraph 4(b), with respect to any employee who is so convicted --
  - a. Taking appropriate personnel action against such an employee, up to and including termination, consistent with the requirements of the Rehabilitation Act of 1973, as amended; or
  - b. Requiring such employee to participate satisfactorily in a drug abuse assistance or rehabilitation program approved for such purposes by a Federal, State, or local health, law enforcement, or other appropriate agency;
7. Making a good faith effort to continue to maintain a drug-free workplace through implementation of paragraphs 1, 2, 3, 4, 5 and 6.



Jurisdiction

---


**Anti-Lobbying** -- To the best of the jurisdiction's knowledge and belief:

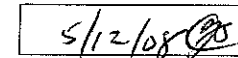
8. No Federal appropriated funds have been paid or will be paid, by or on behalf of it, to any person for influencing or attempting to influence an officer or employee of any agency, a Member of Congress, an officer or employee of Congress, or an employee of a Member of Congress in connection with the awarding of any Federal contract, the making of any Federal grant, the making of any Federal loan, the entering into of any cooperative agreement, and the extension, continuation, renewal, amendment, or modification of any Federal contract, grant, loan, or cooperative agreement;
9. If any funds other than Federal appropriated funds have been paid or will be paid to any person for influencing or attempting to influence an officer or employee of any agency, a Member of Congress, an officer or employee of Congress, or an employee of a Member of Congress in connection with this Federal contract, grant, loan, or cooperative agreement, it will complete and submit Standard Form-LLL, "Disclosure Form to Report Lobbying," in accordance with its instructions; and
10. It will require that the language of paragraph 1 and 2 of this anti-lobbying certification be included in the award documents for all subawards at all tiers (including subcontracts, subgrants, and contracts under grants, loans, and cooperative agreements) and that all subrecipients shall certify and disclose accordingly.

**Authority of Jurisdiction** -- The consolidated plan is authorized under State and local law (as applicable) and the jurisdiction possesses the legal authority to carry out the programs for which it is seeking funding, in accordance with applicable HUD regulations.

**Consistency with plan** -- The housing activities to be undertaken with CDBG, HOME, ESG, and HOPWA funds are consistent with the strategic plan.

**Section 3** -- It will comply with section 3 of the Housing and Urban Development Act of 1968, and implementing regulations at 24 CFR Part 135.

  
\_\_\_\_\_  
Signature/Authorized Official

  
Date

Domenic J. Sarno

Name

Mayor & Control Board Designee

Title

36 Court Street

Address

Springfield, MA 01103

City/State/Zip

(413) 7876100

Telephone Number

- This certification does not apply.  
 This certification is applicable.

### Specific CDBG Certifications

The Entitlement Community certifies that:

**Citizen Participation** -- It is in full compliance and following a detailed citizen participation plan that satisfies the requirements of 24 CFR 91.105.

**Community Development Plan** -- Its consolidated housing and community development plan identifies community development and housing needs and specifies both short-term and long-term community development objectives that provide decent housing, expand economic opportunities primarily for persons of low and moderate income. (See CFR 24 570.2 and CFR 24 part 570)

**Following a Plan** -- It is following a current consolidated plan (or Comprehensive Housing Affordability Strategy) that has been approved by HUD.

**Use of Funds** -- It has complied with the following criteria:

11. Maximum Feasible Priority - With respect to activities expected to be assisted with CDBG funds, it certifies that it has developed its Action Plan so as to give maximum feasible priority to activities which benefit low and moderate income families or aid in the prevention or elimination of slums or blight. The Action Plan may also include activities which the grantee certifies are designed to meet other community development needs having a particular urgency because existing conditions pose a serious and immediate threat to the health or welfare of the community, and other financial resources are not available);
12. Overall Benefit - The aggregate use of CDBG funds including section 108 guaranteed loans during program year(s) 2\_\_\_, 2\_\_\_, 2\_\_\_, (a period specified by the grantee consisting of one, two, or three specific consecutive program years), shall principally benefit persons of low and moderate income in a manner that ensures that at least 70 percent of the amount is expended for activities that benefit such persons during the designated period;
13. Special Assessments - It will not attempt to recover any capital costs of public improvements assisted with CDBG funds including Section 108 loan guaranteed funds by assessing any amount against properties owned and occupied by persons of low and moderate income, including any fee charged or assessment made as a condition of obtaining access to such public improvements.

However, if CDBG funds are used to pay the proportion of a fee or assessment that relates to the capital costs of public improvements (assisted in part with CDBG funds) financed from other revenue sources, an assessment or charge may be made against the property with respect to the public improvements financed by a source other than CDBG funds.

The jurisdiction will not attempt to recover any capital costs of public improvements assisted with CDBG funds, including Section 108, unless CDBG funds are used to pay the proportion of fee or assessment attributable to the capital costs of public improvements financed from other revenue sources. In this case, an assessment or charge may be made against the property with respect to the public improvements financed by a source other than CDBG funds. Also, in the case of properties owned and occupied by moderate-income (not low-income) families, an assessment or charge may be made against the property for public improvements financed by a source other than CDBG funds if the jurisdiction certifies that it lacks CDBG funds to cover the assessment.

**Excessive Force** -- It has adopted and is enforcing:

14. A policy prohibiting the use of excessive force by law enforcement agencies within its jurisdiction against any individuals engaged in non-violent civil rights demonstrations; and
15. A policy of enforcing applicable State and local laws against physically barring entrance to or exit from a facility or location which is the subject of such non-violent civil rights demonstrations within its jurisdiction;

Jurisdiction

---

**Compliance With Anti-discrimination laws** -- The grant will be conducted and administered in conformity with title VI of the Civil Rights Act of 1964 (42 USC 2000d), the Fair Housing Act (42 USC 3601-3619), and implementing regulations.

**Lead-Based Paint** -- Its activities concerning lead-based paint will comply with the requirements of part 35, subparts A, B, J, K and R, of title 24;

**Compliance with Laws** -- It will comply with applicable laws.

*Domenic J. Sarno*

5/12/08

Signature/Authorized Official

Date

Domenic J. Sarno

Name

Mayor & Control Board Designee

Title

36 Court Street

Address

Springfield, MA 01103

City/State/Zip

(413) 787-6100


Telephone Number

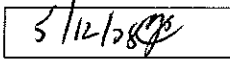
This certification does not apply.  
 This certification is applicable.

**OPTIONAL CERTIFICATION  
CDBG**

Submit the following certification only when one or more of the activities in the action plan are designed to meet other community development needs having a particular urgency as specified in 24 CFR 570.208(c):

The grantee hereby certifies that the Annual Plan includes one or more specifically identified CDBG-assisted activities, which are designed to meet other community development needs having a particular urgency because existing conditions pose a serious and immediate threat to the health or welfare of the community and other financial resources are not available to meet such needs.





Signature/Authorized Official

Date

Domenic J. Sarno

Name

Mayor & Control Board Designee

Title

36 Court Street

Address

Springfield, MA 01103

City/State/Zip

(413) 787-6100

Telephone Number

- This certification does not apply.  
 This certification is applicable.

### Specific HOME Certifications

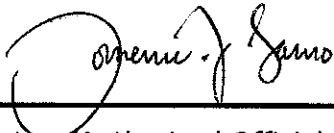
The HOME participating jurisdiction certifies that:

**Tenant Based Rental Assistance** -- If the participating jurisdiction intends to provide tenant-based rental assistance:

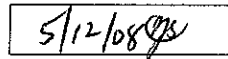
The use of HOME funds for tenant-based rental assistance is an essential element of the participating jurisdiction's consolidated plan for expanding the supply, affordability, and availability of decent, safe, sanitary, and affordable housing.

**Eligible Activities and Costs** -- it is using and will use HOME funds for eligible activities and costs, as described in 24 CFR § 92.205 through 92.209 and that it is not using and will not use HOME funds for prohibited activities, as described in § 92.214.

**Appropriate Financial Assistance** -- before committing any funds to a project, it will evaluate the project in accordance with the guidelines that it adopts for this purpose and will not invest any more HOME funds in combination with other Federal assistance than is necessary to provide affordable housing;



Signature/Authorized Official



Date

Domenic J. Sarno

Name

Mayor & Control Board Designee

Title

36 Court Street

Address

Springfield, MA 01103

City/State/Zip

(413) 787-6100

Telephone Number

Jurisdiction

---

- This certification does not apply.  
 This certification is applicable.

### HOPWA Certifications

The HOPWA grantee certifies that:

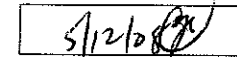
**Activities** -- Activities funded under the program will meet urgent needs that are not being met by available public and private sources.

**Building** -- Any building or structure assisted under that program shall be operated for the purpose specified in the plan:

1. For at least 10 years in the case of assistance involving new construction, substantial rehabilitation, or acquisition of a facility,
2. For at least 3 years in the case of assistance involving non-substantial rehabilitation or repair of a building or structure.



Signature/Authorized Official



Date

Domenic J. Sarno

Name

Mayor & Control Board Designee

Title

36 Court Street

Address

Springfield, MA 01103

City/State/Zip

(413) 787-6100

Telephone Number

- This certification does not apply.  
 This certification is applicable.

### ESG Certifications

I, Domenic J. Sarno, Chief Executive Officer of Jurisdiction, certify that the local government will ensure the provision of the matching supplemental funds required by the regulation at 24 *CFR* 576.51. I have attached to this certification a description of the sources and amounts of such supplemental funds.

I further certify that the local government will comply with:

1. The requirements of 24 *CFR* 576.53 concerning the continued use of buildings for which Emergency Shelter Grants are used for rehabilitation or conversion of buildings for use as emergency shelters for the homeless; or when funds are used solely for operating costs or essential services.
2. The building standards requirement of 24 *CFR* 576.55.
3. The requirements of 24 *CFR* 576.56, concerning assurances on services and other assistance to the homeless.
4. The requirements of 24 *CFR* 576.57, other appropriate provisions of 24 *CFR* Part 576, and other applicable federal laws concerning nondiscrimination and equal opportunity.
5. The requirements of 24 *CFR* 576.59(b) concerning the Uniform Relocation Assistance and Real Property Acquisition Policies Act of 1970.
6. The requirement of 24 *CFR* 576.59 concerning minimizing the displacement of persons as a result of a project assisted with these funds.
7. The requirements of 24 *CFR* Part 24 concerning the Drug Free Workplace Act of 1988.
8. The requirements of 24 *CFR* 576.56(a) and 576.65(b) that grantees develop and implement procedures to ensure the confidentiality of records pertaining to any individual provided family violence prevention or treatment services under any project assisted with ESG funds and that the address or location of any family violence shelter project will not be made public, except with written authorization of the person or persons responsible for the operation of such shelter.
9. The requirement that recipients involve themselves, to the maximum extent practicable and where appropriate, homeless individuals and families in policymaking, renovating, maintaining, and operating facilities assisted under the ESG program, and in providing services for occupants of these facilities as provided by 24 *CFR* 76.56.
10. The requirements of 24 *CFR* 576.57(e) dealing with the provisions of, and regulations and procedures applicable with respect to the environmental review responsibilities under the National Environmental Policy Act of 1969 and related


Jurisdiction

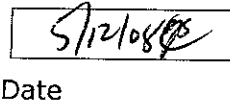
---

authorities as specified in 24 CFR Part 58.

11. The requirements of 24 CFR 576.21(a)(4) providing that the funding of homeless prevention activities for families that have received eviction notices or notices of termination of utility services will meet the requirements that: (A) the inability of the family to make the required payments must be the result of a sudden reduction in income; (B) the assistance must be necessary to avoid eviction of the family or termination of the services to the family; (C) there must be a reasonable prospect that the family will be able to resume payments within a reasonable period of time; and (D) the assistance must not supplant funding for preexisting homeless prevention activities from any other source.
12. The new requirement of the McKinney-Vento Act (42 USC 11362) to develop and implement, to the maximum extent practicable and where appropriate, policies and protocols for the discharge of persons from publicly funded institutions or systems of care (such as health care facilities, foster care or other youth facilities, or correction programs and institutions) in order to prevent such discharge from immediately resulting in homelessness for such persons. I further understand that state and local governments are primarily responsible for the care of these individuals, and that ESG funds are not to be used to assist such persons in place of state and local resources.
13. HUD's standards for participation in a local Homeless Management Information System (HMIS) and the collection and reporting of client-level information.

I further certify that the submission of a completed and approved Consolidated Plan with its certifications, which act as the application for an Emergency Shelter Grant, is authorized under state and/or local law, and that the local government possesses legal authority to carry out grant activities in accordance with the applicable laws and regulations of the U. S. Department of Housing and Urban Development.

  
Signature/Authorized Official

  
Date

Domenic J. Sarno

Name

Mayor & Control Board Designee

Title

36 Court Street

Address

Springfield, MA 01103

City/State/Zip

(413) 787-6100

Telephone Number



<input type="checkbox"/>	<b>This certification does not apply.</b>
<input checked="" type="checkbox"/>	<b>This certification is applicable.</b>

**APPENDIX TO CERTIFICATIONS**

Instructions Concerning Lobbying and Drug-Free Workplace Requirements

**Lobbying Certification**

This certification is a material representation of fact upon which reliance was placed when this transaction was made or entered into. Submission of this certification is a prerequisite for making or entering into this transaction imposed by section 1352, title 31, U.S. Code. Any person who fails to file the required certification shall be subject to a civil penalty of not less than \$10,000 and not more than \$100,000 for each such failure.

**Drug-Free Workplace Certification**

1. By signing and/or submitting this application or grant agreement, the grantee is providing the certification.
2. The certification is a material representation of fact upon which reliance is placed when the agency awards the grant. If it is later determined that the grantee knowingly rendered a false certification, or otherwise violates the requirements of the Drug-Free Workplace Act, HUD, in addition to any other remedies available to the Federal Government, may take action authorized under the Drug-Free Workplace Act.
3. Workplaces under grants, for grantees other than individuals, need not be identified on the certification. If known, they may be identified in the grant application. If the grantee does not identify the workplaces at the time of application, or upon award, if there is no application, the grantee must keep the identity of the workplace(s) on file in its office and make the information available for Federal inspection. Failure to identify all known workplaces constitutes a violation of the grantee's drug-free workplace requirements.
4. Workplace identifications must include the actual address of buildings (or parts of buildings) or other sites where work under the grant takes place. Categorical descriptions may be used (e.g., all vehicles of a mass transit authority or State highway department while in operation, State employees in each local unemployment office, performers in concert halls or radio stations).
5. If the workplace identified to the agency changes during the performance of the grant, the grantee shall inform the agency of the change(s), if it previously identified the workplaces in question (see paragraph three).
6. The grantee may insert in the space provided below the site(s) for the performance of work done in connection with the specific grant: Place of Performance (Street address, city, county, state, zip code) Check if there are workplaces on file that are not identified here. The certification with regard to the drug-free workplace is required by 24 CFR part 21.

Place Name	Street	City	County	State	Zip
Office of Community Development	36 Court Street	Springfield	Hampden	MA	01103
Office of Housing	1600 East Columbus Avenue	Springfield	Hampden	MA	01103
Office of Planning & Economic Development	70 Tapley Street	Springfield	Hampden	MA	01104

7. Definitions of terms in the Nonprocurement Suspension and Debarment common rule and Drug-Free Workplace common rule apply to this certification. Grantees' attention is called, in particular, to the following definitions from these rules: "Controlled substance" means a controlled substance in Schedules I through V of the Controlled Substances Act (21 U.S.C. 812) and as further defined by regulation (21 CFR 1308.11 through 1308.15); "Conviction" means a finding of guilt (including a plea of *nolo contendere*) or imposition of

Jurisdiction


---

sentence, or both, by any judicial body charged with the responsibility to determine violations of the Federal or State criminal drug statutes; "Criminal drug statute" means a Federal or non-Federal criminal statute involving the manufacture, distribution, dispensing, use, or possession of any controlled substance; "Employee" means the employee of a grantee directly engaged in the performance of work under a grant, including:

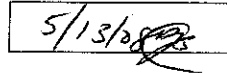
- a. All "direct charge" employees;
- b. all "indirect charge" employees unless their impact or involvement is insignificant to the performance of the grant; and
- c. temporary personnel and consultants who are directly engaged in the performance of work under the grant and who are on the grantee's payroll. This definition does not include workers not on the payroll of the grantee (e.g., volunteers, even if used to meet a matching requirement; consultants or independent contractors not on the grantee's payroll; or employees of subrecipients or subcontractors in covered workplaces).

Note that by signing these certifications, certain documents must be completed, in use, and on file for verification. These documents include:

- 1. Analysis of Impediments to Fair Housing
- 2. Citizen Participation Plan
- 3. Anti-displacement and Relocation Plan



Signature/Authorized Official



Date

Domenic J. Sarno

Name

Mayor & Control Board Designee

Title

36 Court Street

Address

Springfield, MA 01103

City/State/Zip

(413) 787-6100

Telephone Number

**Table 3C  
Consolidated Plan Listing of Projects**

**Jurisdiction's Name** City of Springfield Massachusetts

**Priority Need**

Neighborhood Enhancement

**Project Title**

Targeted Code Enforcement

**Description**

Funds for targeted inspections within CDBG eligible areas to address sub-standard conditions and lead paint hazards; including payment of City code inspectors and follow up actions such as legal proceedings and other actions necessary to maintain housing quality standards in the City.

**Objective category:**  Suitable Living Environment  Decent Housing  Economic Opportunity  
**Outcome category:**  Availability/Accessibility  Affordability  Sustainability

**Location/Target Area**

CDBG eligible properties in Springfield

Objective Number DH-3	Project ID	<b>Funding Sources:</b> CDBG ..... \$50,000 ESG ..... HOME ..... HOPWA ..... Total Formula ..... \$50,000 Prior Year Funds ..... Assisted Housing ..... PHA ..... Other Funding ..... Total ..... \$50,000
HUD Matrix Code 15	CDBG Citation 570.202 (a)	
Type of Recipient Grantee	CDBG National Objective LMA	
Start Date (mm/dd/yyyy) 07/01/2008	Completion Date (mm/dd/yyyy) 06/30/2009	
Performance Indicator Housing Units	Annual Units 700	
Local ID	Units Upon Completion	

The primary purpose of the project is to help:  the Homeless  Persons with HIV/AIDS  Persons with Disabilities  Public Housing Needs

**Table 3C**  
**Consolidated Plan Listing of Projects**

**Jurisdiction's Name** City of Springfield Massachusetts

**Priority Need**

Neighborhood Enhancement

**Project Title**

State Street Corridor Redevelopment Program

**Description**

The implementation of a targeted area redevelopment program for the State Street Corridor. This commercial and mixed-use redevelopment program is designed to revitalize this 3.2 mile strip and transform it into an attractive and thriving commercial area that generates capital investment, retains and creates job and advances economic growth.

**Objective category:**  Suitable Living Environment  Decent Housing  Economic Opportunity  
**Outcome category:**  Availability/Accessibility  Affordability  Sustainability

**Location/Target Area**

State Street Corridor

Objective Number EO-1	Project ID	<b>Funding Sources:</b> CDBG ..... \$100,000 ESG ..... HOME ..... HOPWA ..... Total Formula ..... \$100,000 Prior Year Funds ..... Assisted Housing ..... PHA ..... Other Funding ..... Total ..... \$100,000
HUD Matrix Code 18B	CDBG Citation 570.203(b)	
Type of Recipient Grantee	CDBG National Objective LMJ	
Start Date (mm/dd/yyyy) 07/01/2008	Completion Date (mm/dd/yyyy) 06/30/2009	
Performance Indicator Jobs	Annual Units 3	
Local ID	Units Upon Completion	

The primary purpose of the project is to help:  the Homeless  Persons with HIV/AIDS  Persons with Disabilities  Public Housing Needs

**Table 3C**  
**Consolidated Plan Listing of Projects**

**Jurisdiction's Name** City of Springfield Massachusetts

**Priority Need**

Neighborhood Enhancement

**Project Title**

South End Revitalization Program

**Description**

The South End Revitalization Strategy Program will use CDBG funds to implement projects that will accomplish:

- Street Improvements- 03K; Sidewalks- 03L; 570.201(c) LMA- \$600,000; Annual Units- TBD
- Parks - 03F - 570.201(c) LMA- \$225,000; Annual Units-2
- Blight Reduction- 14A & 14B- 570.208(b)(1)(i) LMH- \$180,000; Annual Units- 4
- Systemic Code Enforcement – 15 - 570.208(a)(3) LMA- \$45,000; Annual Units- 250
- Capacity Building - 19C - 570.208(a)(1)LMA-\$50,000; Annual Units-1

Community wide stakeholders will participate in the plan to revitalize the area. The plan is based on the needs of this NRSA neighborhood. The primary focus of this activity is the Hollywood area.

**Objective category:**  Suitable Living Environment  Decent Housing  Economic Opportunity  
**Outcome category:**  Availability/Accessibility  Affordability  Sustainability

**Location/Target Area**

South End-NRSA Neighborhood

Objective Number SL-3	Project ID	<b>Funding Sources:</b> CDBG ..... \$1,100,000.00 ESG ..... HOME ..... HOPWA ..... Total Formula ..... \$1,100,000.00 Prior Year Funds ..... Assisted Housing ..... PHA ..... Other Funding ..... Total ..... \$1,100,000.00
HUD Matrix Code see above	CDBG Citation see above	
Type of Recipient Grantee	CDBG National Objective see above	
Start Date (mm/dd/yyyy) 07/01/2008	Completion Date (mm/dd/yyyy) 06/30/2009	
Performance Indicator see above	Annual Units see above	
Local ID	Units Upon Completion	

The primary purpose of the project is to help:  the Homeless  Persons with HIV/AIDS  Persons with Disabilities  Public Housing Needs

**Table 3C  
Consolidated Plan Listing of Projects**

**Jurisdiction's Name** City of Springfield Massachusetts

**Priority Need**

Human Capital

**Project Title**

Public Service

**Description**

Funding for public service programs to improve the lives of low income residents. Categories of funding may include but are not necessarily limited to youth, elders, job training, GED, self sufficiency training, health care, day care for young children and housing security.

**Objective category:**  Suitable Living Environment     Decent Housing     Economic Opportunity  
**Outcome category:**  Availability/Accessibility     Affordability     Sustainability

**Location/Target Area**

CDBG eligible areas in Springfield, MA

Objective Number SL-1	Project ID	<b>Funding Sources:</b> CDBG ..... \$728,118.40 ESG ..... HOME ..... HOPWA ..... Total Formula ..... \$728,118.40 Prior Year Funds ..... Assisted Housing ..... PHA ..... Other Funding ..... Total ..... \$728,118.40
HUD Matrix Code 05	CDBG Citation 570-201 (e)	
Type of Recipient Grantee/Subrecipients	CDBG National Objective LMC	
Start Date (mm/dd/yyyy) 07/01/2008	Completion Date (mm/dd/yyyy) 06/30/2009	
Performance Indicator People	Annual Units 4,850	
Local ID	Units Upon Completion	

The primary purpose of the project is to help:  the Homeless  Persons with HIV/AIDS  Persons with Disabilities  Public Housing Needs

**Table 3C**  
**Consolidated Plan Listing of Projects**

**Jurisdiction's Name** City of Springfield Massachusetts

**Priority Need**

Neighborhood Revitalization

**Project Title**

Capacity Building

**Description**

CDBG funds will be used for the implementation of a CBDO to carry out eligible neighborhood revitalization activities in the NRSA neighborhoods. Specialized training and technical assistance will be provided through the Office of Planning & Economic Development and Office of Neighborhoods.

**Objective category:**  Suitable Living Environment  Decent Housing  Economic Opportunity  
**Outcome category:**  Availability/Accessibility  Affordability  Sustainability

**Location/Target Area**

Old Hill Neighborhood-NRSA

Objective Number SL-1	Project ID	<b>Funding Sources:</b> CDBG ..... \$40,000 ESG ..... HOME ..... HOPWA ..... Total Formula ..... \$40,000 Prior Year Funds ..... Assisted Housing ..... PHA ..... Other Funding ..... Total ..... \$40,000
HUD Matrix Code 19C	CDBG Citation 570.208 (a)(1)	
Type of Recipient Grantee	CDBG National Objective LMA	
Start Date (mm/dd/yyyy) 07/01/2008	Completion Date (mm/dd/yyyy) 06/30/2009	
Performance Indicator Organizations	Annual Units 1	
Local ID	Units Upon Completion	

The primary purpose of the project is to help:  the Homeless  Persons with HIV/AIDS  Persons with Disabilities  Public Housing Needs

**Table 3C**  
**Consolidated Plan Listing of Projects**

**Jurisdiction's Name** City of Springfield Massachusetts

**Priority Need**

Neighborhood Enhancement

**Project Title**

Neighborhood Targeted Improvement Program

**Description**

The Neighborhood Targeted Improvement Program will use CDBG funds to revitalize areas of priority in the neighborhoods as identified by neighborhood organizations. Neighborhood organizations will have the opportunity to apply for grants up to \$10,000 to revitalize and strengthen neighborhoods and improve quality of life. Applications will be available at the Office of Housing.

This program is targeted to build capacity and encourage Neighborhood Organizations to implement projects in partnership with city departments and private organizations. Funds will be utilized in projects that follow HUD compliance guidelines.

**Objective category:**  Suitable Living Environment  Decent Housing  Economic Opportunity  
**Outcome category:**  Availability/Accessibility  Affordability  Sustainability

**Location/Target Area**

Target areas

Objective Number SL-3	Project ID	<b>Funding Sources:</b> CDBG ..... \$110,000 ESG ..... HOME ..... HOPWA ..... Total Formula ..... \$110,000 Prior Year Funds ..... Assisted Housing ..... PHA ..... Other Funding ..... Total ..... \$110,000
HUD Matrix Code 19C	CDBG Citation 570.208 (a)(1)	
Type of Recipient Grantee	CDBG National Objective LMA	
Start Date (mm/dd/yyyy) 07/01/2008	Completion Date (mm/dd/yyyy) 06/30/2009	
Performance Indicator Organizations	Annual Units 11	
Local ID	Units Upon Completion	

The primary purpose of the project is to help:  the Homeless  Persons with HIV/AIDS  Persons with Disabilities  Public Housing Needs



**Table 3C**  
**Consolidated Plan Listing of Projects**

**Jurisdiction's Name** City of Springfield Massachusetts

**Priority Need**

Neighborhood Enhancement

**Project Title**

Neighborhood Program Delivery-Public Facility & Improvements

**Description**

Funding will be used for staffing costs associated with public facilities and improvement projects targeted for CDBG eligible areas in Springfield.

**Objective category:**  Suitable Living Environment  Decent Housing  Economic Opportunity  
**Outcome category:**  Availability/Accessibility  Affordability  Sustainability

**Location/Target Area**

CDBG eligible Springfield areas

Objective Number SL-3	Project ID	<b>Funding Sources:</b> CDBG ..... \$25,000 ESG ..... HOME ..... HOPWA ..... Total Formula ..... \$25,000 Prior Year Funds ..... Assisted Housing ..... PHA ..... Other Funding ..... Total ..... \$25,000
HUD Matrix Code 03	CDBG Citation 570.201 (c)	
Type of Recipient Grantee	CDBG National Objective LMA	
Start Date (mm/dd/yyyy) 07/01/2008	Completion Date (mm/dd/yyyy) 06/30/2009	
Performance Indicator Linked to Activity	Annual Units Linked to Activity	
Local ID	Units Upon Completion	

The primary purpose of the project is to help:  the Homeless  Persons with HIV/AIDS  Persons with Disabilities  Public Housing Needs

**Table 3C**  
**Consolidated Plan Listing of Projects**

**Jurisdiction's Name** City of Springfield Massachusetts

**Priority Need**

Neighborhood Enhancement

**Project Title**

Graffiti Removal

**Description**

Funds for materials associated with the removal of graffiti from privately-owned buildings.

**Objective category:**  Suitable Living Environment  Decent Housing  Economic Opportunity  
**Outcome category:**  Availability/Accessibility  Affordability  Sustainability

**Location/Target Area**

CDBG eligible areas of Springfield

Objective Number SL-3	Project ID	<b>Funding Sources:</b> CDBG ..... \$55,000 ESG ..... HOME ..... HOPWA ..... Total Formula ..... \$55,000 Prior Year Funds ..... Assisted Housing ..... PHA ..... Other Funding ..... Total ..... \$55,000
HUD Matrix Code 14H	CDBG Citation 570.202	
Type of Recipient Grantee	CDBG National Objective LMA	
Start Date (mm/dd/yyyy) 07/01/2008	Completion Date (mm/dd/yyyy) 06/30/2009	
Performance Indicator Businesses (08)	Annual Units 20	
Local ID	Units Upon Completion	

The primary purpose of the project is to help:  the Homeless  Persons with HIV/AIDS  Persons with Disabilities  Public Housing Needs

**Table 3C**  
**Consolidated Plan Listing of Projects**

**Jurisdiction's Name** City of Springfield Massachusetts

**Priority Need**

Neighborhood Enhancement

**Project Title**

Neighborhood Enhancement Program-Old Hill

**Description**

Funding will be used to complete public infrastructure and facilities projects for overall neighborhood improvement in the NRSA.

**Objective category:**  Suitable Living Environment  Decent Housing  Economic Opportunity  
**Outcome category:**  Availability/Accessibility  Affordability  Sustainability

**Location/Target Area**

NRSA-Old Hill Neighborhood

Objective Number SL-1	Project ID	<b>Funding Sources:</b> CDBG ..... \$231,746.40 ESG ..... HOME ..... HOPWA ..... Total Formula ..... \$231,746.40 Prior Year Funds ..... Assisted Housing ..... PHA ..... Other Funding ..... Total ..... \$231,746.40
HUD Matrix Code 03	CDBG Citation 570.201 (c)	
Type of Recipient Grantee	CDBG National Objective LMA	
Start Date (mm/dd/yyyy) 07/01/2008	Completion Date (mm/dd/yyyy) 06/30/2009	
Performance Indicator Public Facilities	Annual Units 2	
Local ID	Units Upon Completion	

The primary purpose of the project is to help:  the Homeless  Persons with HIV/AIDS  Persons with Disabilities  Public Housing Needs

**Table 3C  
Consolidated Plan Listing of Projects**

**Jurisdiction's Name** City of Springfield Massachusetts

**Priority Need**

Neighborhood Enhancement

**Project Title**

Neighborhood Centers

**Description**

Neighborhood Centers is a program aimed at improving commercial and retail nodes in several of Springfield's neighborhoods. These small districts are often the heart of community and neighborhood life and activity, places that residents most often identify with and are most invested in. Through investment in the aesthetic of these areas it is the goal of this program not only to improve the quality of life for residents but to improve the business climate in order to encourage new business and stimulate job creation and economic growth. The program is designed as a matching grant program that would assist in the revitalization of these areas through improvements to the district such as gateway signage, banners, benches, trash receptacles, public art, landscaping, etc. An RFP will be issued seeking neighborhood groups and business associations to propose such improvements, as well as any leveraging opportunities that may exist in each center.

**Objective category:**  Suitable Living Environment     Decent Housing     Economic Opportunity  
**Outcome category:**  Availability/Accessibility     Affordability     Sustainability

**Location/Target Area**

Citywide

Objective Number SL-1	Project ID	<b>Funding Sources:</b> CDBG ..... \$200,000 ESG ..... HOME ..... HOPWA ..... Total Formula ..... \$200,000 Prior Year Funds ..... Assisted Housing ..... PHA ..... Other Funding ..... Total ..... \$200,000
HUD Matrix Code 03	CDBG Citation 570.208 (a)(1)	
Type of Recipient Grantee	CDBG National Objective LMA	
Start Date (mm/dd/yyyy) 07/01/2008	Completion Date (mm/dd/yyyy) 06/30/2009	
Performance Indicator Public Facility	Annual Units 8	
Local ID	Units Upon Completion	

The primary purpose of the project is to help:  the Homeless  Persons with HIV/AIDS  Persons with Disabilities  Public Housing Needs

**Table 3C  
Consolidated Plan Listing of Projects**

**Jurisdiction's Name** City of Springfield Massachusetts

**Priority Need**

Human Capital

**Project Title**

Neighborhood Capacity Building Program

**Description**

Funds will be allocated for staffing costs associated with building capacity within existing neighborhood organizations to undertake neighborhood revitalization projects.

**Objective category:**  Suitable Living Environment     Decent Housing     Economic Opportunity  
**Outcome category:**  Availability/Accessibility     Affordability     Sustainability

**Location/Target Area**

Memorial Square, Indian Orchard, Old Hill, South End, Six Corners and McKnight. These neighborhoods are comprised of the following census tracts/block groups:

8001.00/01 02 03 04 05 08    8011.01/01 02    8011.02/01 02    8012.00/01 02 03    8018.00/01 02 03 05 06  
 8019.00/01 02 03 04 05 08    8020.00/03    8002.02/01    8006.00/01 02 03    8007.00/01 02    8008.00/01 02

Objective Number SL-1	Project ID
HUD Matrix Code 19C	CDBG Citation 570.201(p)
Type of Recipient Grantee	CDBG National Objective LMA
Start Date (mm/dd/yyyy) 07/01/2008	Completion Date (mm/dd/yyyy) 06/30/2009
Performance Indicator Organizations	Annual Units 9
Local ID	Units Upon Completion

**Funding Sources:**

CDBG	\$75,000
ESG	
HOME	
HOPWA	
Total Formula	\$75,000
Prior Year Funds	
Assisted Housing	
PHA	
Other Funding	
Total	\$75,000

The primary purpose of the project is to help:  the Homeless  Persons with HIV/AIDS  Persons with Disabilities  Public Housing Needs

**Table 3C**  
**Consolidated Plan Listing of Projects**

**Jurisdiction's Name** City of Springfield Massachusetts

**Priority Need**

Neighborhood Enhancement

**Project Title**

Leonardo Da Vinci Park

**Description**

CDBG funds will be used for park improvements; including upgrading of lights, fencing, playground equipment, benches, picnic tables and bollards to prevent vehicle access and parking in the park.

**Objective category:**  Suitable Living Environment  Decent Housing  Economic Opportunity  
**Outcome category:**  Availability/Accessibility  Affordability  Sustainability

**Location/Target Area**

South End- NRSA Neighborhood

Objective Number SL-3	Project ID	<b>Funding Sources:</b> CDBG ..... \$100,000 ESG ..... HOME ..... HOPWA ..... Total Formula ..... \$100,000 Prior Year Funds ..... Assisted Housing ..... PHA ..... Other Funding ..... Total ..... \$100,000
HUD Matrix Code 03F	CDBG Citation 570.201 (c)	
Type of Recipient Grantee	CDBG National Objective LMA	
Start Date (mm/dd/yyyy) 07/01/2008	Completion Date (mm/dd/yyyy) 06/30/2009	
Performance Indicator People	Annual Units 2,706	
Local ID	Units Upon Completion	

The primary purpose of the project is to help:  the Homeless  Persons with HIV/AIDS  Persons with Disabilities  Public Housing Needs

**Table 3C**  
**Consolidated Plan Listing of Projects**

**Jurisdiction's Name** City of Springfield Massachusetts

**Priority Need**

Neighborhood Enhancement

**Project Title**

Keep Springfield Beautiful

**Description**

Funds to be used for vacant lot clean-up during the Keep Springfield Beautiful Clean-up Day as a part of the Keep America Beautiful campaign

**Objective category:**  Suitable Living Environment  Decent Housing  Economic Opportunity  
**Outcome category:**  Availability/Accessibility  Affordability  Sustainability

**Location/Target Area**

Target Areas

Objective Number SL-3	Project ID	<b>Funding Sources:</b> CDBG ..... \$12,000. ESG ..... HOME ..... HOPWA ..... Total Formula ..... \$12,000 Prior Year Funds ..... Assisted Housing ..... PHA ..... Other Funding ..... Total ..... \$12,000
HUD Matrix Code 06	CDBG Citation 570.201(f)	
Type of Recipient Grantee	CDBG National Objective LMA	
Start Date (mm/dd/yyyy) 07/01/2008	Completion Date (mm/dd/yyyy) 06/30/2009	
Performance Indicator People	Annual Units 2,000	
Local ID	Units Upon Completion	

The primary purpose of the project is to help:  the Homeless  Persons with HIV/AIDS  Persons with Disabilities  Public Housing Needs

**Table 3C  
Consolidated Plan Listing of Projects**

**Jurisdiction's Name** City of Springfield Massachusetts

**Priority Need**

Neighborhood Enhancement

**Project Title**

Jamie Ulloa Park Reconstruction

**Description**

CDBG funds will be allocated to provide upgrades and improvements to the park located in the Memorial Square Neighborhood; including but not limited to walkway improvements, ADA approved tables and interactive learning landscapes with teaching, learning and interactive elements. The playground will accommodate toddlers as well as older children providing a safe environment to play.

**Objective category:**  Suitable Living Environment     Decent Housing     Economic Opportunity  
**Outcome category:**  Availability/Accessibility     Affordability     Sustainability

**Location/Target Area**

Memorial Square- NRSA Neighborhood

Objective Number SL-3	Project ID	<b>Funding Sources:</b> CDBG ..... \$50,000 ESG ..... HOME ..... HOPWA ..... Total Formula ..... \$50,000 Prior Year Funds ..... Assisted Housing ..... PHA ..... Other Funding ..... Total ..... \$50,000
HUD Matrix Code 03F	CDBG Citation 570.201(c)	
Type of Recipient Grantee	CDBG National Objective LMA	
Start Date (mm/dd/yyyy) 07/01/2008	Completion Date (mm/dd/yyyy) 06/30/2009	
Performance Indicator People	Annual Units 4,485	
Local ID	Units Upon Completion	

The primary purpose of the project is to help:  the Homeless  Persons with HIV/AIDS  Persons with Disabilities  Public Housing Needs



**Table 3C  
Consolidated Plan Listing of Projects**

**Jurisdiction's Name** City of Springfield Massachusetts

**Priority Need**

Neighborhood Enhancement

**Project Title**

Indian Orchard Riverfront Park

**Description**

CDBG funds will be allocated for Phase 2 of the riverfront park development project. The park will run from Indian Leap to the Indian Mills along the Chicopee River. Phase 2 will be completed in FY09.

**Objective category:**  Suitable Living Environment     Decent Housing     Economic Opportunity  
**Outcome category:**  Availability/Accessibility     Affordability     Sustainability

**Location/Target Area**

Persons residing in the Indian Orchard neighborhood of Springfield will directly benefit from this project, including those living within the boundaries of the following Census Tract/Block Groups: 8001.00/01 02 03 04 05 08 & 8002.02/01

Objective Number SL-3	Project ID	<b>Funding Sources:</b> CDBG ..... \$37,500 ESG ..... HOME ..... HOPWA ..... Total Formula ..... \$37,500 Prior Year Funds ..... Assisted Housing ..... PHA ..... Other Funding ..... Total ..... \$37,500
HUD Matrix Code 03F	CDBG Citation 570.201 (c)	
Type of Recipient Grantee	CDBG National Objective LMA	
Start Date (mm/dd/yyyy) 07/01/2008	Completion Date (mm/dd/yyyy) 06/30/2009	
Performance Indicator People	Annual Units 9,065	
Local ID	Units Upon Completion	

The primary purpose of the project is to help:  the Homeless  Persons with HIV/AIDS  Persons with Disabilities  Public Housing Needs

**Table 3C**  
**Consolidated Plan Listing of Projects**

**Jurisdiction's Name** City of Springfield

**Priority Need**

Non-Homeless Special Needs

**Project Title**

Housing Placement Program Delivery

**Description**

Funds for staff associated with administering the housing placement program, which provides assistance to households at risk of homelessness due to condemnation or court issued vacate orders.

**Objective category:**  Suitable Living Environment  Decent Housing  Economic Opportunity  
**Outcome category:**  Availability/Accessibility  Affordability  Sustainability

**Location/Target Area**

Eligible households in Springfield.

Objective Number DH-1	Project ID	<b>Funding Sources:</b> CDBG ..... \$65,000 ESG ..... HOME ..... HOPWA ..... Total Formula ..... \$65,000 Prior Year Funds ..... Assisted Housing ..... PHA ..... Other Funding ..... Total ..... \$65,000
HUD Matrix Code 08	CDBG Citation 570.201 (i)	
Type of Recipient Grantee	CDBG National Objective LMC	
Start Date (mm/dd/yyyy) 07/01/2008	Completion Date (mm/dd/yyyy) 06/30/2009	
Performance Indicator Linked to Activity	Annual Units Linked to Activity	
Local ID	Units Upon Completion	

The primary purpose of the project is to help:  the Homeless  Persons with HIV/AIDS  Persons with Disabilities  Public Housing Needs

**Table 3C**  
**Consolidated Plan Listing of Projects**

**Jurisdiction's Name** City of Springfield Massachusetts

**Priority Need**

Non-Homeless Special Needs

**Project Title**

Housing Placement Assistance

**Description**

Funding to provide placement assistance to low income households at risk of homelessness due to condemnation or a court issued vacate order.

**Objective category:**  Suitable Living Environment  Decent Housing  Economic Opportunity  
**Outcome category:**  Availability/Accessibility  Affordability  Sustainability

**Location/Target Area**

Eligible households in Springfield

Objective Number DH-2	Project ID	<b>Funding Sources:</b> CDBG ..... \$75,000. ESG ..... HOME ..... HOPWA ..... Total Formula ..... \$75,000. Prior Year Funds ..... Assisted Housing ..... PHA ..... Other Funding ..... Total ..... \$75,000.
HUD Matrix Code 08	CDBG Citation 570.201 (i)	
Type of Recipient Grantee	CDBG National Objective LMC	
Start Date (mm/dd/yyyy) 07/01/2008	Completion Date (mm/dd/yyyy) 06/30/2009	
Performance Indicator Housing Units	Annual Units 75	
Local ID	Units Upon Completion	

The primary purpose of the project is to help:  the Homeless  Persons with HIV/AIDS  Persons with Disabilities  Public Housing Needs

**Table 3C**  
**Consolidated Plan Listing of Projects**

**Jurisdiction's Name** City of Springfield Massachusetts

**Priority Need**

Housing

**Project Title**

Housing Program Delivery-Rehabilitation

**Description**

Funds for staff costs associated with administering housing rehabilitation programs including homeowner rehabilitation, project based homeownership, rental rehabilitation, graffiti and lead removal programs operated through the Office of Housing.

**Objective category:**  Suitable Living Environment  Decent Housing  Economic Opportunity  
**Outcome category:**  Availability/Accessibility  Affordability  Sustainability

**Location/Target Area**

Eligible households in Springfield

Objective Number DH-1	Project ID	<b>Funding Sources:</b> CDBG ..... \$70,000 ESG ..... HOME ..... HOPWA ..... Total Formula ..... \$70,000 Prior Year Funds ..... Assisted Housing ..... PHA ..... Other Funding ..... Total ..... \$70,000
HUD Matrix Code 14H	CDBG Citation 570.202	
Type of Recipient Grantee	CDBG National Objective LMH	
Start Date (mm/dd/yyyy) 07/01/2008	Completion Date (mm/dd/yyyy) 06/30/2009	
Performance Indicator Linked to Activity	Annual Units Linked to Activity	
Local ID	Units Upon Completion	

The primary purpose of the project is to help:  the Homeless  Persons with HIV/AIDS  Persons with Disabilities  Public Housing Needs

**Table 3C**  
**Consolidated Plan Listing of Projects**

**Jurisdiction's Name** City of Springfield Massachusetts

**Priority Need**

Housing

**Project Title**

Housing Program Delivery-Direct Homeownership Assistance

**Description**

Funds for staff costs associated with administering homebuyer assistance programs, including First Time Homebuyers, ADDI and Home Savers through the Office of Housing.

**Objective category:**  Suitable Living Environment  Decent Housing  Economic Opportunity  
**Outcome category:**  Availability/Accessibility  Affordability  Sustainability

**Location/Target Area**

Eligible households in Springfield

Objective Number DH-1	Project ID	<b>Funding Sources:</b> CDBG ..... \$135,000 ESG ..... HOME ..... HOPWA ..... Total Formula ..... \$135,000 Prior Year Funds ..... Assisted Housing ..... PHA ..... Other Funding ..... Total ..... \$135,000
HUD Matrix Code 13	CDBG Citation 570.201 (n)	
Type of Recipient Grantee	CDBG National Objective LMH	
Start Date (mm/dd/yyyy) 07/01/2008	Completion Date (mm/dd/yyyy) 06/30/2009	
Performance Indicator Linked to Activity	Annual Units Linked to Activity	
Local ID	Units Upon Completion	

The primary purpose of the project is to help:  the Homeless  Persons with HIV/AIDS  Persons with Disabilities  Public Housing Needs

**Table 3C**  
**Consolidated Plan Listing of Projects**

**Jurisdiction's Name** City of Springfield Massachusetts

**Priority Need**

Neighborhood Enhancement

**Project Title**

Historic Restoration-Rehab Blight Reduction

**Description**

Rehabilitation of architecturally significant vacant and deteriorated historic structures located inside a designated slum or blight area where the rehabilitation is limited to the removal of exterior blight or code violations that are detrimental to public health and safety.

**Objective category:**  Suitable Living Environment  Decent Housing  Economic Opportunity  
**Outcome category:**  Availability/Accessibility  Affordability  Sustainability

**Location/Target Area**

CDBG Eligible Areas in Springfield

Objective Number SL-1	Project ID	<b>Funding Sources:</b> CDBG ..... \$150,000 ESG ..... HOME ..... HOPWA ..... Total Formula ..... \$150,000 Prior Year Funds ..... Assisted Housing ..... PHA ..... Other Funding ..... Total ..... \$150,000
HUD Matrix Code 14G	CDBG Citation 570.208 (b) (2)	
Type of Recipient Grantee	CDBG National Objective SBS	
Start Date (mm/dd/yyyy) 07/01/2008	Completion Date (mm/dd/yyyy) 06/30/2008	
Performance Indicator Housing Units	Annual Units 2	
Local ID	Units Upon Completion	

The primary purpose of the project is to help:  the Homeless  Persons with HIV/AIDS  Persons with Disabilities  Public Housing Needs

**Table 3C  
Consolidated Plan Listing of Projects**

**Jurisdiction's Name** City of Springfield Massachusetts

**Priority Need**

Housing

**Project Title**

HEARTWAP Program

**Description**

The Office of Housing will provide staff to operate a state funded heating system repair and replacement program for income eligible households. Some funding will be set aside to pay for direct costs that exceed the programmatic limits for system repairs and replacement.

**Objective category:**  Suitable Living Environment  Decent Housing  Economic Opportunity  
**Outcome category:**  Availability/Accessibility  Affordability  Sustainability

**Location/Target Area**

Eligible properties in Springfield, MA

Objective Number DH-1	Project ID	<b>Funding Sources:</b> CDBG ..... \$215,000 ESG ..... HOME ..... HOPWA ..... Total Formula ..... \$215,000 Prior Year Funds ..... Assisted Housing ..... PHA ..... Other Funding ..... Total ..... \$215,000
HUD Matrix Code 14F	CDBG Citation 570.202	
Type of Recipient Grantee	CDBG National Objective LMH	
Start Date (mm/dd/yyyy) 07/01/2008	Completion Date (mm/dd/yyyy) 06/30/2009	
Performance Indicator Housing Units	Annual Units 300	
Local ID	Units Upon Completion	

The primary purpose of the project is to help:  the Homeless  Persons with HIV/AIDS  Persons with Disabilities  Public Housing Needs

**Table 3C**  
**Consolidated Plan Listing of Projects**

**Jurisdiction's Name** City of Springfield Massachusetts

**Priority Need**

Neighborhood Enhancement

**Project Title**

Code Enforcement-Flex Squad

**Description**

CDBG funds will be used to support a Flex Squad Program to improve code enforcement; providing additional, weekend and evening inspections as needed. Flex Squad will combine the efforts of housing, building, fire, health inspectors; police for ordinance enforcement and other city officials related to code enforcement and quality of life issues for CDBG eligible areas.

**Objective category:**  Suitable Living Environment  Decent Housing  Economic Opportunity  
**Outcome category:**  Availability/Accessibility  Affordability  Sustainability

**Location/Target Area**

CDBG target areas.

Objective Number SL-3	Project ID	<b>Funding Sources:</b> CDBG ..... \$35,000 ESG ..... HOME ..... HOPWA ..... Total Formula ..... \$35,000 Prior Year Funds ..... Assisted Housing ..... PHA ..... Other Funding ..... Total ..... \$35,000
HUD Matrix Code 15	CDBG Citation 570.208 (a)(3)	
Type of Recipient Grantee	CDBG National Objective LMA	
Start Date (mm/dd/yyyy) 07/01/2008	Completion Date (mm/dd/yyyy) 06/30/2009	
Performance Indicator People	Annual Units 150	
Local ID	Units Upon Completion	

The primary purpose of the project is to help:  the Homeless  Persons with HIV/AIDS  Persons with Disabilities  Public Housing Needs



**Table 3C  
Consolidated Plan Listing of Projects**

**Jurisdiction's Name** City of Springfield Massachusetts

**Priority Need**

Neighborhood Enhancement

**Project Title**

NRSA Code Enforcement Program-Flex Squad

**Description**

CDBG funds will be used to support a Flex Squad Program to improve code enforcement; providing additional, weekend and evening inspections as needed. Flex Squad will combine the efforts of housing, building, fire, health inspectors; police for ordinance enforcement and other city officials related to code enforcement and quality of life issues for the Old Hill and North End neighborhoods.

**Objective category:**  Suitable Living Environment     Decent Housing     Economic Opportunity  
**Outcome category:**  Availability/Accessibility     Affordability     Sustainability

**Location/Target Area**

NRSA- Old Hill & North End Neighborhoods

Objective Number SL-3	Project ID	<b>Funding Sources:</b> CDBG ..... \$65,000. ESG ..... HOME ..... HOPWA ..... Total Formula ..... \$65,000. Prior Year Funds ..... Assisted Housing ..... PHA ..... Other Funding ..... Total ..... \$65,000.
HUD Matrix Code 15	CDBG Citation 570.208(a)(1)	
Type of Recipient Grantee	CDBG National Objective LMA	
Start Date (mm/dd/yyyy) 07/01/2008	Completion Date (mm/dd/yyyy) 06/30/2009	
Performance Indicator People	Annual Units 150	
Local ID	Units Upon Completion	

The primary purpose of the project is to help:  the Homeless  Persons with HIV/AIDS  Persons with Disabilities  Public Housing Needs

**Table 3C  
Consolidated Plan Listing of Projects**

**Jurisdiction's Name** City of Springfield Massachusetts

**Priority Need**

Homeless

**Project Title**

Family Residence for At-Risk youth

**Description**

CDBG funds will be used for renovation of a three-family home to be used as a "Family Residence" home for six individual and parenting young women aging out of foster care. In this model, supportive services and social supports will be provided to assist the young women in developing independent living skills and increasing their level of education. Young women will be able to remain in the home until they are ready to move out and live independently.

**Objective category:**  Suitable Living Environment  Decent Housing  Economic Opportunity  
**Outcome category:**  Availability/Accessibility  Affordability  Sustainability

**Location/Target Area**

CDBG target area.

Objective Number DH-1	Project ID	<b>Funding Sources:</b> CDBG ..... \$100,000 ESG ..... HOME ..... HOPWA ..... Total Formula ..... \$100,000 Prior Year Funds ..... Assisted Housing ..... PHA ..... Other Funding ..... Total ..... \$100,000
HUD Matrix Code 14B	CDBG Citation 570.208 (a)(3)	
Type of Recipient Grantee	CDBG National Objective LMH	
Start Date (mm/dd/yyyy) 07/01/2008	Completion Date (mm/dd/yyyy) 06/30/2009	
Performance Indicator Housing Unit	Annual Units 1	
Local ID	Units Upon Completion	

The primary purpose of the project is to help:  the Homeless  Persons with HIV/AIDS  Persons with Disabilities  Public Housing Needs

**Table 3C**  
**Consolidated Plan Listing of Projects**

**Jurisdiction's Name** City of Springfield Massachusetts

**Priority Need**

Housing

**Project Title**

Home Rehabilitation- NRSA

**Description**

These rehabilitation program funds will be concentrated to do projects within a concentrated area of one or more NRSA neighborhoods. Other funding sources such as the MHFA Get the Lead Out and Home Improvement Loan Programs will be utilized to leverage the City investment. By concentrating on rehabilitation efforts, the limited funding can have a more significant impact on improving to the street or block.

**Objective category:**  Suitable Living Environment  Decent Housing  Economic Opportunity  
**Outcome category:**  Availability/Accessibility  Affordability  Sustainability

**Location/Target Area**

Eligible households in the NRSA Neighborhoods

Objective Number DH-2	Project ID	<b>Funding Sources:</b> CDBG ..... \$150,000 ESG ..... HOME ..... HOPWA ..... Total Formula ..... \$150,000 Prior Year Funds ..... Assisted Housing ..... PHA ..... Other Funding ..... Total ..... \$150,000
HUD Matrix Code 14A	CDBG Citation 570.202	
Type of Recipient Grantee	CDBG National Objective LMH	
Start Date (mm/dd/yyyy) 07/01/2008	Completion Date (mm/dd/yyyy) 06/30/2009	
Performance Indicator Housing Units	Annual Units 6	
Local ID	Units Upon Completion	

The primary purpose of the project is to help:  the Homeless  Persons with HIV/AIDS  Persons with Disabilities  Public Housing Needs

**Table 3C  
Consolidated Plan Listing of Projects**

**Jurisdiction's Name** City of Springfield Massachusetts

**Priority Need**

Housing

**Project Title**

Existing Homeowner Rehabilitation

**Description**

The existing rehabilitation program will be marketed city wide to assist low income homeowner to re-mediate code violations and other deficiencies in their homes. Other funding sources such as the MHFA Get the Lead Out Program and MHFA Home Improvements Loan Program will be combined to leverage city investment. A city wide program will enable the city to address these household most at need regardless of location or neighborhood.

**Objective category:**    Suitable Living Environment    Decent Housing    Economic Opportunity  
**Outcome category:**    Availability/Accessibility    Affordability    Sustainability

**Location/Target Area**

Eligible housing units in Springfield, MA

Objective Number DH-2	Project ID	<b>Funding Sources:</b> CDBG ..... \$100,000 ESG ..... HOME ..... HOPWA ..... Total Formula ..... \$100,000 Prior Year Funds ..... Assisted Housing ..... PHA ..... Other Funding ..... Total ..... \$100,000
HUD Matrix Code 14A	CDBG Citation 570.202	
Type of Recipient Grantee	CDBG National Objective LMH	
Start Date (mm/dd/yyyy) 07/01/2008	Completion Date (mm/dd/yyyy) 06/30/2009	
Performance Indicator Housing Units	Annual Units 4	
Local ID	Units Upon Completion	

The primary purpose of the project is to help:  the Homeless  Persons with HIV/AIDS  Persons with Disabilities  Public Housing Needs

**Table 3C  
Consolidated Plan Listing of Projects**

**Jurisdiction's Name** City of Springfield Massachusetts

**Priority Need**

TBD

**Project Title**

Economic Development Program Delivery

**Description**

CDBG funds will be used for eligible staff costs related to business assistance with concentration to new businesses in the NRSA neighborhoods.

**Objective category:**  Suitable Living Environment  Decent Housing  Economic Opportunity  
**Outcome category:**  Availability/Accessibility  Affordability  Sustainability

**Location/Target Area**

CDBG target areas with a concentration in NRSA neighborhoods

Objective Number EO-1	Project ID	<b>Funding Sources:</b> CDBG ..... \$50,000 ESG ..... HOME ..... HOPWA ..... Total Formula ..... \$50,000 Prior Year Funds ..... Assisted Housing ..... PHA ..... Other Funding ..... Total ..... \$50,000
HUD Matrix Code	CDBG Citation	
Type of Recipient Grantee	CDBG National Objective	
Start Date (mm/dd/yyyy) 07/01/2008	Completion Date (mm/dd/yyyy) 06/30/2008	
Performance Indicator TBD	Annual Units	
Local ID	Units Upon Completion	

The primary purpose of the project is to help:  the Homeless  Persons with HIV/AIDS  Persons with Disabilities  Public Housing Needs

**Table 3C**  
**Consolidated Plan Listing of Projects**

**Jurisdiction's Name** City of Springfield Massachusetts

**Priority Need**

Neighborhood Enhancement

**Project Title**

Business Loan Pool (NDC)

**Description**

The City of Springfield will utilize \$250,000 in CDBG funds to initiate the Grow Springfield Fund. NDC through the Grow America Fund will provide a 50% match, or \$125,000 to create a \$375,000 small business development loan pool. The Grow Springfield Fund will serve small businesses located within the CDBG target areas.

**Objective category:**  Suitable Living Environment  Decent Housing  Economic Opportunity  
**Outcome category:**  Availability/Accessibility  Affordability  Sustainability

**Location/Target Area**

CDBG target areas

Objective Number EO-1	Project ID	<b>Funding Sources:</b> CDBG ..... \$325,000 ESG ..... HOME ..... HOPWA ..... Total Formula ..... \$325,000 Prior Year Funds ..... Assisted Housing ..... PHA ..... Other Funding ..... Total ..... \$325,000
HUD Matrix Code 18B	CDBG Citation 570.203 (b)	
Type of Recipient Grantee/Subrecipient	CDBG National Objective LMJ	
Start Date (mm/dd/yyyy) 07/01/2008	Completion Date (mm/dd/yyyy) 06/30/2009	
Performance Indicator Jobs	Annual Units 9	
Local ID	Units Upon Completion	

The primary purpose of the project is to help:  the Homeless  Persons with HIV/AIDS  Persons with Disabilities  Public Housing Needs

**Table 3C**  
**Consolidated Plan Listing of Projects**

**Jurisdiction's Name** City of Springfield Massachusetts

**Priority Need**

Neighborhood Enhancement

**Project Title**

Downtown Physical Improvements

**Description**

City of Springfield's Office of Planning & Economic Development will work with the Springfield Business Improvement District (SBID) on physical improvements in the downtown area; including sidewalk vault improvements.

**Objective category:**  Suitable Living Environment  Decent Housing  Economic Opportunity  
**Outcome category:**  Availability/Accessibility  Affordability  Sustainability

**Location/Target Area**

Downtown Area

Objective Number SL-1	Project ID	<b>Funding Sources:</b> CDBG ..... \$25,000 ESG ..... HOME ..... HOPWA ..... Total Formula ..... \$25,000 Prior Year Funds ..... Assisted Housing ..... PHA ..... Other Funding ..... Total ..... \$25,000
HUD Matrix Code 03	CDBG Citation 570.201 (c)	
Type of Recipient Grantee	CDBG National Objective LMA	
Start Date (mm/dd/yyyy) 07/01/2008	Completion Date (mm/dd/yyyy) 06/30/2009	
Performance Indicator Public Facility	Annual Units TBD	
Local ID	Units Upon Completion	

The primary purpose of the project is to help:  the Homeless  Persons with HIV/AIDS  Persons with Disabilities  Public Housing Needs

**Table 3C**  
**Consolidated Plan Listing of Projects**

**Jurisdiction's Name** City of Springfield Massachusetts

**Priority Need**

Economic Development

**Project Title**

Economic Development Workshops

**Description**

Funding will be allocated to provide technical assistance and run educational workshops to businesses and property owners. This program will run in conjunction with the Business Loan Pool Program and NDC.

**Objective category:**  Suitable Living Environment  Decent Housing  Economic Opportunity  
**Outcome category:**  Availability/Accessibility  Affordability  Sustainability

**Location/Target Area**

CDBG eligible target neighborhoods

Objective Number EO-3	Project ID	<b>Funding Sources:</b> CDBG ..... \$40,000 ESG ..... HOME ..... HOPWA ..... Total Formula ..... \$40,000 Prior Year Funds ..... Assisted Housing ..... PHA ..... Other Funding ..... Total ..... \$40,000
HUD Matrix Code 18B	CDBG Citation 570.203(b)	
Type of Recipient Grantee	CDBG National Objective LMJ	
Start Date (mm/dd/yyyy) 07/01/2008	Completion Date (mm/dd/yyyy) 06/30/2009	
Performance Indicator Jobs	Annual Units 2	
Local ID	Units Upon Completion	

The primary purpose of the project is to help:  the Homeless  Persons with HIV/AIDS  Persons with Disabilities  Public Housing Needs



**Table 3C**  
**Consolidated Plan Listing of Projects**

**Jurisdiction's Name** City of Springfield Massachusetts

**Priority Need**

Neighborhood Enhancement

**Project Title**

DeBerry School Outdoor Classroom

**Description**

CDBG funds will be allocated through the Park Department for the implementation of construction for an outdoor classroom. Improvements for an outdoor classroom would include site work, recreation of natural landscape elements, including retaining walls, fencing, trash receptacles, pathways and activity tables. The needs of the residents were assessed in the Old Hill Master Plan and it was determined that the residents demand a higher degree of interactivity to combine recreation, creative play and academic learning. The project will affect the quality of life for thousands of Springfield youth.

**Objective category:**  Suitable Living Environment     Decent Housing     Economic Opportunity  
**Outcome category:**  Availability/Accessibility     Affordability     Sustainability

**Location/Target Area**

Old Hill Neighborhood - NRSA

Objective Number SL-3	Project ID	<b>Funding Sources:</b> CDBG ..... \$100,000 ESG ..... HOME ..... HOPWA ..... Total Formula ..... \$100,000 Prior Year Funds ..... Assisted Housing ..... PHA ..... Other Funding ..... Total ..... \$100,000
HUD Matrix Code 03F	CDBG Citation 570.201 (c)	
Type of Recipient Grantee	CDBG National Objective LMA	
Start Date (mm/dd/yyyy) 07/01/2008	Completion Date (mm/dd/yyyy) 06/30/2009	
Performance Indicator Neighborhood Facility	Annual Units 1	
Local ID	Units Upon Completion	

The primary purpose of the project is to help:  the Homeless  Persons with HIV/AIDS  Persons with Disabilities  Public Housing Needs

**Table 3C  
Consolidated Plan Listing of Projects**

**Jurisdiction's Name** City of Springfield Massachusetts

**Priority Need**

Neighborhood Enhancement

**Project Title**

Clearance and Demolition Program Delivery

**Description**

Funding for staff costs associated with the Clearance and Demolition of blighted properties in CDBG eligible areas.

**Objective category:**  Suitable Living Environment     Decent Housing     Economic Opportunity  
**Outcome category:**  Availability/Accessibility     Affordability     Sustainability

**Location/Target Area**

CDBG target areas in Springfield

Objective Number SL-3	Project ID	<b>Funding Sources:</b> CDBG ..... \$27,000 ESG ..... HOME ..... HOPWA ..... Total Formula ..... \$27,000 Prior Year Funds ..... Assisted Housing ..... PHA ..... Other Funding ..... Total ..... \$27,000
HUD Matrix Code 04	CDBG Citation 570.201 (d)	
Type of Recipient Grantee	CDBG National Objective LMA	
Start Date (mm/dd/yyyy) 07/01/2008	Completion Date (mm/dd/yyyy) 06./30/2009	
Performance Indicator Housing units	Annual Units 10	
Local ID	Units Upon Completion	

The primary purpose of the project is to help:  the Homeless  Persons with HIV/AIDS  Persons with Disabilities  Public Housing Needs

**Table 3C**  
**Consolidated Plan Listing of Projects**

**Jurisdiction's Name** City of Springfield Massachusetts

**Priority Need**

Planning & Administration

**Project Title**

CDBG Planning & Administration

**Description**

Funding for the planning and execution of the CDBG program, including general management and oversight, fiscal management and compliance.

**Objective category:**  Suitable Living Environment  Decent Housing  Economic Opportunity  
**Outcome category:**  Availability/Accessibility  Affordability  Sustainability

**Location/Target Area**

N/A

Objective Number N/A	Project ID	<b>Funding Sources:</b> CDBG ..... \$859,040.80 ESG ..... HOME ..... HOPWA ..... Total Formula ..... \$859,040.80 Prior Year Funds ..... Assisted Housing ..... PHA ..... Other Funding ..... Total ..... \$859,040.80
HUD Matrix Code 21A	CDBG Citation N/A	
Type of Recipient Grantee	CDBG National Objective N/A	
Start Date (mm/dd/yyyy) 07/01/2008	Completion Date (mm/dd/yyyy) 06/30/2009	
Performance Indicator N/A	Annual Units N/A	
Local ID	Units Upon Completion	

The primary purpose of the project is to help:  the Homeless  Persons with HIV/AIDS  Persons with Disabilities  Public Housing Needs

**Table 3C  
Consolidated Plan Listing of Projects**

**Jurisdiction's Name** City of Springfield Massachusetts

**Priority Need**

Neighborhood Enhancement

**Project Title**

Brighter Greener Springfield

**Description**

Brighter Greener Springfield will use CDBG funds to provide sensor lighting and installation cost of up to \$500 for homeowner occupied properties in low moderate income areas in the city. This program is designed to enhance lighting in city neighborhoods. Neighborhood organizations are encouraged to work with the Police Department to target problem areas where lighting could be improved. Applications will be available through the Office of Housing.

**Objective category:**  Suitable Living Environment     Decent Housing     Economic Opportunity  
**Outcome category:**  Availability/Accessibility     Affordability     Sustainability

**Location/Target Area**

CDBG eligible households

Objective Number SL-3	Project ID	<b>Funding Sources:</b> CDBG ..... \$65,000 ESG ..... HOME ..... HOPWA ..... Total Formula ..... \$65,000 Prior Year Funds ..... Assisted Housing ..... PHA ..... Other Funding ..... Total ..... \$65,000
HUD Matrix Code 14 A or 14 B	CDBG Citation 570.208 (a)(3)	
Type of Recipient Grantee	CDBG National Objective LMH	
Start Date (mm/dd/yyyy) 07/01/2008	Completion Date (mm/dd/yyyy) 06/30/2009	
Performance Indicator Housing Units	Annual Units 100	
Local ID	Units Upon Completion	

The primary purpose of the project is to help:  the Homeless  Persons with HIV/AIDS  Persons with Disabilities  Public Housing Needs

**Table 3C  
Consolidated Plan Listing of Projects**

**Jurisdiction's Name** City of Springfield Massachusetts

**Priority Need**

Neighborhood Enhancement

**Project Title**

Bond Payment

**Description**

Funding will be used to pay debt service on City Bonds.

**Objective category:**  Suitable Living Environment     Decent Housing     Economic Opportunity  
**Outcome category:**  Availability/Accessibility     Affordability     Sustainability

**Location/Target Area**

CDBG eligible areas of Springfield

Objective Number SL-3	Project ID	<b>Funding Sources:</b> CDBG ..... \$450,000. ESG ..... HOME ..... HOPWA ..... Total Formula ..... \$450,000. Prior Year Funds ..... Assisted Housing ..... PHA ..... Other Funding ..... Total ..... \$450,000.
HUD Matrix Code 04	CDBG Citation 570.201 (d)	
Type of Recipient Grantee	CDBG National Objective SBS	
Start Date (mm/dd/yyyy) 07/01/2008	Completion Date (mm/dd/yyyy) 06/30/2009	
Performance Indicator Public Facilities	Annual Units 1	
Local ID	Units Upon Completion	

The primary purpose of the project is to help:  the Homeless  Persons with HIV/AIDS  Persons with Disabilities  Public Housing Needs

**Table 3C  
Consolidated Plan Listing of Projects**

**Jurisdiction's Name** City of Springfield Massachusetts

**Priority Need**

Neighborhood Enhancement

**Project Title**

Blunt Park Improvements

**Description**

CDBG funds will be used for the removal and replacement of new park benches.

**Objective category:**  Suitable Living Environment     Decent Housing     Economic Opportunity  
**Outcome category:**  Availability/Accessibility     Affordability     Sustainability

**Location/Target Area**

CDBG target neighborhood

Objective Number SL-3	Project ID	<b>Funding Sources:</b> CDBG ..... \$50,000 ESG ..... HOME ..... HOPWA ..... Total Formula ..... \$50,000 Prior Year Funds ..... Assisted Housing ..... PHA ..... Other Funding ..... Total ..... \$50,000
HUD Matrix Code 03F	CDBG Citation 570.201(c)	
Type of Recipient Grantee	CDBG National Objective LMA	
Start Date (mm/dd/yyyy) 07/01/2008	Completion Date (mm/dd/yyyy) 06/30/2009	
Performance Indicator People	Annual Units 6,153	
Local ID	Units Upon Completion	

The primary purpose of the project is to help:  the Homeless  Persons with HIV/AIDS  Persons with Disabilities  Public Housing Needs

**Table 3C**  
**Consolidated Plan Listing of Projects**

**Jurisdiction's Name** City of Springfield Massachusetts

**Priority Need**

Neighborhood Enhancement

**Project Title**

Armory Commons Park Reconstruction

**Description**

Second Phase of the reconstruction of a park located in the commercial district adjacent to Mattoon Street and Armory Quadrangle area.

**Objective category:**  Suitable Living Environment  Decent Housing  Economic Opportunity  
**Outcome category:**  Availability/Accessibility  Affordability  Sustainability

**Location/Target Area**

Metro Center of Springfield. In particular the project will benefit persons residing in Census Tract/Block Groups 8012.00/01 & 03.

Objective Number SL-3	Project ID	<b>Funding Sources:</b> CDBG ..... \$90,000 ESG ..... HOME ..... HOPWA ..... Total Formula ..... \$90,000 Prior Year Funds ..... Assisted Housing ..... PHA ..... Other Funding ..... Total ..... \$90,000
HUD Matrix Code 03F	CDBG Citation 570.201(c)	
Type of Recipient Grantee	CDBG National Objective LMA	
Start Date (mm/dd/yyyy) 07/01/2008	Completion Date (mm/dd/yyyy) 06/30/2009	
Performance Indicator People	Annual Units 1,536	
Local ID	Units Upon Completion	

The primary purpose of the project is to help:  the Homeless  Persons with HIV/AIDS  Persons with Disabilities  Public Housing Needs

**Table 3C**  
**Consolidated Plan Listing of Projects**

**Jurisdiction's Name** City of Springfield Massachusetts

**Priority Need**

Neighborhood Enhancement

**Project Title**

Acquisition/Disposition

**Description**

Funds to provide staff and administrative costs associated with the acquisition and disposition of tax title properties. Program is designed to effect redevelopment.

**Objective category:**  Suitable Living Environment  Decent Housing  Economic Opportunity  
**Outcome category:**  Availability/Accessibility  Affordability  Sustainability

**Location/Target Area**

CDBG eligible properties in Springfield, MA

Objective Number DH-1	Project ID	<b>Funding Sources:</b> CDBG ..... \$40,000 ESG ..... HOME ..... HOPWA ..... Total Formula ..... \$40,000 Prior Year Funds ..... Assisted Housing ..... PHA ..... Other Funding ..... Total ..... \$40,000
HUD Matrix Code 02	CDBG Citation 570.201 (b)	
Type of Recipient Grantee	CDBG National Objective LMA	
Start Date (mm/dd/yyyy) 07/01/2008	Completion Date (mm/dd/yyyy) 06/30/2009	
Performance Indicator People	Annual Units 30	
Local ID	Units Upon Completion	

The primary purpose of the project is to help:  the Homeless  Persons with HIV/AIDS  Persons with Disabilities  Public Housing Needs



**Table 3C  
Consolidated Plan Listing of Projects**

**Jurisdiction's Name** City of Springfield Massachusetts

**Priority Need**

Employment Training

**Project Title**

Workforce Development Program

**Description**

This program will create job training in the medical and metal manufacturing fields for job opportunities and placement of low income individuals. The training program will focus on health care and manufacturing.

**Objective category:**  Suitable Living Environment  Decent Housing  Economic Opportunity  
**Outcome category:**  Availability/Accessibility  Affordability  Sustainability

**Location/Target Area**

CDBG Target Areas

Objective Number EO-1	Project ID	<b>Funding Sources:</b> CDBG ..... \$100,000 ESG ..... HOME ..... HOPWA ..... Total Formula ..... \$100,000 Prior Year Funds ..... Assisted Housing ..... PHA ..... Other Funding ..... Total ..... \$100,000
HUD Matrix Code 18B	CDBG Citation 570.203(b)	
Type of Recipient Grantee	CDBG National Objective LMJ	
Start Date (mm/dd/yyyy) 07/01/2008	Completion Date (mm/dd/yyyy) 06/30/2009	
Performance Indicator jobs	Annual Units 3	
Local ID	Units Upon Completion	

The primary purpose of the project is to help:  the Homeless  Persons with HIV/AIDS  Persons with Disabilities  Public Housing Needs

**Table 3C**  
**Consolidated Plan Listing of Projects**

**Jurisdiction's Name** City of Springfield Massachusetts

**Priority Need**

Housing

**Project Title**

Project Based Homeownership

**Description**

Funds for developers to acquire and rehabilitate and/or construct housing for resale to income eligible households.

**Objective category:**  Suitable Living Environment  Decent Housing  Economic Opportunity  
**Outcome category:**  Availability/Accessibility  Affordability  Sustainability

**Location/Target Area**

Springfield, MA

Objective Number DH-1	Project ID
HUD Matrix Code 14G	CDBG Citation 570.208 (a)(3)
Type of Recipient Grantee	CDBG National Objective LMH
Start Date (mm/dd/yyyy) 07/01/2008	Completion Date (mm/dd/yyyy) 06/30/2009
Performance Indicator Housing Units	Annual Units 7
Local ID	Units Upon Completion

**Funding Sources:**

CDBG .....  
 ESG .....  
 HOME \$428,441.20 .....  
 HOPWA .....  
 Total Formula \$428,441.20 .....  
 Prior Year Funds .....  
 Assisted Housing .....  
 PHA .....  
 Other Funding .....  
 Total \$428,441.20 .....

The primary purpose of the project is to help:  the Homeless  Persons with HIV/AIDS  Persons with Disabilities  Public Housing Needs

**Table 3C  
Consolidated Plan Listing of Projects**

**Jurisdiction's Name** City of Springfield Massachusetts

**Priority Need**

Housing

**Project Title**

Rental Production

**Description**

Funds for a program to expand and/or preserve affordable rental housing. Program will be operated by the Office of Housing. Funds will be loaned to both for-profit and non-profit developers.

**Objective category:**  Suitable Living Environment  Decent Housing  Economic Opportunity  
**Outcome category:**  Availability/Accessibility  Affordability  Sustainability

**Location/Target Area**

Springfield, MA

Objective Number DH-1	Project ID	<b>Funding Sources:</b> CDBG ..... ESG ..... HOME \$400,000 ..... HOPWA ..... Total Formula \$400,000 ..... Prior Year Funds ..... Assisted Housing ..... PHA ..... Other Funding ..... Total \$400,000 .....
HUD Matrix Code 14B	CDBG Citation n/a	
Type of Recipient Grantee/Subrecipient	CDBG National Objective n/a	
Start Date (mm/dd/yyyy) 07/01/2008	Completion Date (mm/dd/yyyy) 06/30/2009	
Performance Indicator Housing Units	Annual Units 50	
Local ID	Units Upon Completion	

The primary purpose of the project is to help:  the Homeless  Persons with HIV/AIDS  Persons with Disabilities  Public Housing Needs

**Table 3C**  
**Consolidated Plan Listing of Projects**

**Jurisdiction's Name** City of Springfield Massachusetts

**Priority Need**

Housing

**Project Title**

Homeowner Rehabilitation

**Description**

Funds for a program to provide rehabilitation assistance to income eligible homeowners living in substandard housing, with a concentration on properties that have been purchased from foreclosure.

**Objective category:**  Suitable Living Environment  Decent Housing  Economic Opportunity  
**Outcome category:**  Availability/Accessibility  Affordability  Sustainability

**Location/Target Area**

Springfield, MA

Objective Number DH-1	Project ID	<b>Funding Sources:</b> CDBG ..... ESG ..... HOME \$150,000 ..... HOPWA ..... Total Formula \$150,000 ..... Prior Year Funds ..... Assisted Housing ..... PHA ..... Other Funding ..... Total \$150,000 .....
HUD Matrix Code 14A	CDBG Citation N/A	
Type of Recipient Grantee	CDBG National Objective N/A	
Start Date (mm/dd/yyyy) 07/01/2008	Completion Date (mm/dd/yyyy) 06/30/2009	
Performance Indicator Housing Units	Annual Units 15	
Local ID	Units Upon Completion	

The primary purpose of the project is to help:  the Homeless  Persons with HIV/AIDS  Persons with Disabilities  Public Housing Needs

**Table 3C  
Consolidated Plan Listing of Projects**

**Jurisdiction's Name** City of Springfield Massachusetts

**Priority Need**

Planning and Administration

**Project Title**

HOME Administration

**Description**

The Office of Housing will use these funds for planning and execution of the HOME Program including a general management and oversight.

**Objective category:**  Suitable Living Environment  Decent Housing  Economic Opportunity  
**Outcome category:**  Availability/Accessibility  Affordability  Sustainability

**Location/Target Area**

n/a

Objective Number n/a	Project ID	<b>Funding Sources:</b> CDBG ..... ESG ..... HOME \$169,826.80 ..... HOPWA ..... Total Formula \$169,826.80 ..... Prior Year Funds ..... Assisted Housing ..... PHA ..... Other Funding ..... Total \$169,826.80 .....
HUD Matrix Code 21A	CDBG Citation n/a	
Type of Recipient Grantee	CDBG National Objective n/a	
Start Date (mm/dd/yyyy) 07/01/2008	Completion Date (mm/dd/yyyy) 06/30/2009	
Performance Indicator n/a	Annual Units n/a	
Local ID	Units Upon Completion	

The primary purpose of the project is to help:  the Homeless  Persons with HIV/AIDS  Persons with Disabilities  Public Housing Needs

**Table 3C**  
**Consolidated Plan Listing of Projects**

**Jurisdiction's Name** City of Springfield Massachusetts

**Priority Need**

Housing

**Project Title**

First Time Homebuyer Financial Assistance Program

**Description**

Funding for the first time homebuyer financial assistance program. Eligible households will be provided purchase assistance (down payment, closing costs, interest rate buydown) at the time of closing; priority funding will be made available to first time homebuyers acquiring foreclosed properties. The program is operated by the Office of Housing.

**Objective category:**  Suitable Living Environment  Decent Housing  Economic Opportunity  
**Outcome category:**  Availability/Accessibility  Affordability  Sustainability

**Location/Target Area**

Springfield, MA

Objective Number DH-2	Project ID	<b>Funding Sources:</b> CDBG ..... ESG ..... HOME \$150,000 ..... HOPWA ..... Total Formula ..... Prior Year Funds ..... Assisted Housing ..... PHA ..... Other Funding \$10,078 (ADDI) ..... Total \$160,078.00 .....
HUD Matrix Code 13	CDBG Citation n/a	
Type of Recipient Grantee	CDBG National Objective n/a	
Start Date (mm/dd/yyyy) 07/01/2008	Completion Date (mm/dd/yyyy) 06/30/2009	
Performance Indicator Households	Annual Units 15	
Local ID	Units Upon Completion	

The primary purpose of the project is to help:  the Homeless  Persons with HIV/AIDS  Persons with Disabilities  Public Housing Needs

**Table 3C**  
**Consolidated Plan Listing of Projects**

**Jurisdiction's Name** City of Springfield Massachusetts

**Priority Need**

Homeless

**Project Title**

Tenant Based Rental Assistance (TBRA)

**Description**

Rental assistance will be provided to special needs households. Ongoing rental assistance is provided to as many as 50 households in an initiative that links housing subsidies with supportive services for chronically homeless individuals. One time security deposit assistance is being provided to as many as 150 households to assist them in moving from homelessness into stable housing.

**Objective category:**  Suitable Living Environment  Decent Housing  Economic Opportunity  
**Outcome category:**  Availability/Accessibility  Affordability  Sustainability

**Location/Target Area**

Springfield, MA

Objective Number DH-1	Project ID	<b>Funding Sources:</b> CDBG ..... ESG ..... HOME \$400,000 ..... HOPWA ..... Total Formula \$400,000 ..... Prior Year Funds ..... Assisted Housing ..... PHA ..... Other Funding ..... Total \$400,000 .....
HUD Matrix Code 31F	CDBG Citation n/a	
Type of Recipient Grantee	CDBG National Objective n/a	
Start Date (mm/dd/yyyy) 07/01/2008	Completion Date (mm/dd/yyyy) 06/30/2009	
Performance Indicator Households	Annual Units 200	
Local ID	Units Upon Completion	

The primary purpose of the project is to help:  the Homeless  Persons with HIV/AIDS  Persons with Disabilities  Public Housing Needs

**Table 3C**  
**Consolidated Plan Listing of Projects**

**Jurisdiction's Name** City of Springfield Massachusetts

**Priority Need**

Homeless

**Project Title**

ESG Homeless Prevention

**Description**

Funds will be provided to homeless service providers to operate ESG eligible homeless prevention programs.

**Objective category:**  Suitable Living Environment  Decent Housing  Economic Opportunity  
**Outcome category:**  Availability/Accessibility  Affordability  Sustainability

**Location/Target Area**

Springfield, MA

Objective Number SL-1	Project ID	<b>Funding Sources:</b> CDBG ..... ESG \$51,000 ..... HOME ..... HOPWA ..... Total Formula \$51,000 ..... Prior Year Funds ..... Assisted Housing ..... PHA ..... Other Funding ..... Total \$51,000 .....
HUD Matrix Code 03T	CDBG Citation n/a	
Type of Recipient Grantee	CDBG National Objective n/a	
Start Date (mm/dd/yyyy) 07/01/2008	Completion Date (mm/dd/yyyy) 06/30/2009	
Performance Indicator Households	Annual Units 150	
Local ID	Units Upon Completion	

The primary purpose of the project is to help:  the Homeless  Persons with HIV/AIDS  Persons with Disabilities  Public Housing Needs



**Table 3C**  
**Consolidated Plan Listing of Projects**

**Jurisdiction's Name** City of Springfield Massachusetts

**Priority Need**

Homeless

**Project Title**

ESG Homeless Essential Services

**Description**

Funds will be provided to homeless service providers to operate ESG eligible essential service programs for homeless households.

**Objective category:**  Suitable Living Environment  Decent Housing  Economic Opportunity  
**Outcome category:**  Availability/Accessibility  Affordability  Sustainability

**Location/Target Area**

Springfield, MA

Objective Number SL-1	Project ID	<b>Funding Sources:</b> CDBG ..... ESG \$30,000 ..... HOME ..... HOPWA ..... Total Formula \$30,000 ..... Prior Year Funds ..... Assisted Housing ..... PHA ..... Other Funding ..... Total \$30,000 .....
HUD Matrix Code 03T	CDBG Citation n/a	
Type of Recipient Grantee	CDBG National Objective n/a	
Start Date (mm/dd/yyyy) 07/01/2008	Completion Date (mm/dd/yyyy) 06/30/2009	
Performance Indicator People	Annual Units 200	
Local ID	Units Upon Completion	

The primary purpose of the project is to help:  the Homeless  Persons with HIV/AIDS  Persons with Disabilities  Public Housing Needs

**Table 3C**  
**Consolidated Plan Listing of Projects**

**Jurisdiction's Name** City of Springfield Massachusetts

**Priority Need**

Planning and Administration

**Project Title**

ESG Administration

**Description**

The Office of Housing will utilize these funds for the planning and execution of the ESG Program, including general management and oversight.

**Objective category:**  Suitable Living Environment  Decent Housing  Economic Opportunity  
**Outcome category:**  Availability/Accessibility  Affordability  Sustainability

**Location/Target Area**

N/A

Objective Number n/a	Project ID	<b>Funding Sources:</b> CDBG ..... ESG \$9151.00 ..... HOME ..... HOPWA ..... Total Formula \$9151.00 ..... Prior Year Funds ..... Assisted Housing ..... PHA ..... Other Funding ..... Total \$9151.00 .....
HUD Matrix Code 21A	CDBG Citation n/a	
Type of Recipient Grantee	CDBG National Objective n/a	
Start Date (mm/dd/yyyy) 07/01/2008	Completion Date (mm/dd/yyyy) 06/30/2009	
Performance Indicator n/a	Annual Units n/a	
Local ID	Units Upon Completion	

The primary purpose of the project is to help:  the Homeless  Persons with HIV/AIDS  Persons with Disabilities  Public Housing Needs

**Table 3C**  
**Consolidated Plan Listing of Projects**

**Jurisdiction's Name** City of Springfield Massachusetts

**Priority Need**

Homeless

**Project Title**

ESG Homeless Shelter Operations

**Description**

Funds will be provided to existing emergency shelter operators to expend the current capacity of emergency systems.

**Objective category:**  Suitable Living Environment  Decent Housing  Economic Opportunity  
**Outcome category:**  Availability/Accessibility  Affordability  Sustainability

**Location/Target Area**

Springfield, MA

Objective Number DH-1	Project ID	<b>Funding Sources:</b> CDBG ..... ESG \$92,869 ..... HOME ..... HOPWA ..... Total Formula \$92,869 ..... Prior Year Funds ..... Assisted Housing ..... PHA ..... Other Funding ..... Total \$92,869 .....
HUD Matrix Code 03T	CDBG Citation n/a	
Type of Recipient Grantee	CDBG National Objective n/a	
Start Date (mm/dd/yyyy) 07/01/2008	Completion Date (mm/dd/yyyy) 06/30/2009	
Performance Indicator People	Annual Units 1400	
Local ID	Units Upon Completion	

The primary purpose of the project is to help:  the Homeless  Persons with HIV/AIDS  Persons with Disabilities  Public Housing Needs

**Table 3C  
Consolidated Plan Listing of Projects**

**Jurisdiction's Name** City of Springfield Massachusetts

**Priority Need**

Planning and Administration

**Project Title**

HOPWA Administration

**Description**

The Office of Housing will utilize these funds for the planning and execution of the HOPWA Program, including general management and oversight.

**Objective category:**  Suitable Living Environment  Decent Housing  Economic Opportunity  
**Outcome category:**  Availability/Accessibility  Affordability  Sustainability

**Location/Target Area**

Tri-county areas: Hampden, Hampshire and Franklin counties

Objective Number n/a	Project ID	<b>Funding Sources:</b> CDBG ..... ESG ..... HOME ..... HOPWA \$12,780 ..... Total Formula \$12,780 ..... Prior Year Funds ..... Assisted Housing ..... PHA ..... Other Funding ..... Total \$12,780 .....
HUD Matrix Code 21A	CDBG Citation n/a	
Type of Recipient Grantee	CDBG National Objective n/a	
Start Date (mm/dd/yyyy) 07/01/2008	Completion Date (mm/dd/yyyy) 06/30/2009	
Performance Indicator n/a	Annual Units n/a	
Local ID	Units Upon Completion	

The primary purpose of the project is to help:  the Homeless  Persons with HIV/AIDS  Persons with Disabilities  Public Housing Needs

**Table 3C  
Consolidated Plan Listing of Projects**

**Jurisdiction's Name** City of Springfield Massachusetts

**Priority Need**

Non-homeless Special Needs

**Project Title**

HOPWA

**Description**

Funding to provide rental assistance, short term subsidies, and support services to households impacted by HIV/AIDS. Programs will be operated by human services providers in the tri-county area: Hampden, Hampshire and Franklin counties.

**Objective category:**  Suitable Living Environment  Decent Housing  Economic Opportunity  
**Outcome category:**  Availability/Accessibility  Affordability  Sustainability

**Location/Target Area**

Tri-county areas: Hampden, Hampshire and Franklin counties

Objective Number DH-1	Project ID 12	<b>Funding Sources:</b> CDBG ..... ESG ..... HOME ..... HOPWA ..... \$383,400.00 Total Formula ..... \$383,400.00 Prior Year Funds ..... Assisted Housing ..... PHA ..... Other Funding ..... Total ..... \$383,400.00
HUD Matrix Code 31	CDBG Citation N/A	
Type of Recipient Subrecipient	CDBG National Objective N/A	
Start Date (mm/dd/yyyy) 07/01/2007	Completion Date (mm/dd/yyyy) 06/30/2008	
Performance Indicator Households	Annual Units 272	
Local ID 12	Units Upon Completion	

The primary purpose of the project is to help:  the Homeless  Persons with HIV/AIDS  Persons with Disabilities  Public Housing Needs

**Table 3C  
Consolidated Plan Listing of Projects**

**Jurisdiction's Name** City of Springfield Massachusetts

**Priority Need**

Planning and Administration

**Project Title**

HOPWA Project Sponsor Administration

**Description**

The Office of Housing will allocate these funds for administrative expenses associated with HOPWA funding.

**Objective category:**  Suitable Living Environment  Decent Housing  Economic Opportunity  
**Outcome category:**  Availability/Accessibility  Affordability  Sustainability

**Location/Target Area**

Tri-county areas: Hampden, Hampshire and Franklin counties

Objective Number n/a	Project ID	<b>Funding Sources:</b> CDBG ..... ESG ..... HOME ..... HOPWA \$29,820 ..... Total Formula \$29,820 ..... Prior Year Funds ..... Assisted Housing ..... PHA ..... Other Funding ..... Total \$29,820 .....
HUD Matrix Code 31D	CDBG Citation n/a	
Type of Recipient Subrecipient	CDBG National Objective n/a	
Start Date (mm/dd/yyyy) 07/01/2008	Completion Date (mm/dd/yyyy) 06/30/2009	
Performance Indicator n/a	Annual Units n/a	
Local ID	Units Upon Completion	

The primary purpose of the project is to help:  the Homeless  Persons with HIV/AIDS  Persons with Disabilities  Public Housing Needs

CITY OF SPRINGFIELD  
MASSACHUSETTS  
NOTICE OF PUBLIC  
HEARINGS  
CITIZEN INPUT  
ANNUAL ACTION PLAN  
7/1/08-6/30/09

The City of Springfield, through the Office of Community Development, is pleased to announce that they will hold two public forums: Tuesday, December 4, 2007, South End Community Center, 29 Howard Street, at 5:00 p.m. and Tuesday, December 11, 2007, Chestnut Accelerated Middle School at 5:00 p.m. to identify the neighborhoods priority needs in the preparation for the Annual Action Plan for the July 1, 2008-June 30, 2009 Program Year.

The goals of the forums are to obtain comments and input from the citizens about the needs and neighborhood priorities. The major initiatives for this year will be Code Enforcement, Public Infrastructure, Quality of Life Issues, Parks and Public Facilities, Workforce Development, Economic Development, Commercial Districts, Youth, Special Needs, Persons, Elderly, Disabled Persons, Persons with HIV/AIDS, Homeless Persons, Affordable Housing and Homebuyer Counseling and Assistance. Come with your ideas and get involved in planning for Fiscal Year 2008-2009. For additional information please contact the office at 413-759-5050.

All interested parties are invited to attend.

The City of Springfield is an EEO.

CIUDAD DE SPRINGFIELD  
MASSACHUSETTS  
AVISO DE VISTA PUBLICA  
PARTICIPACION DE LOS  
CIUDADANOS  
ANNUAL ACTION PLAN  
7/1/08-6/30/09

La Ciudad de Springfield, a través de su Oficina de Desarrollo Comunitario, se complace anunciar que realizará dos foros para el miércoles, 4 de diciembre de 2007, en el South End Community Center, 29 Howard Street, a las 5:00 p.m.; y martes, 11 de diciembre de 2007, en la Chestnut Accelerated Middle School, a las 5:00 p.m. para recopilar de los participantes de sus perspectivas en cuanto a cuáles son las prioridades que ha de atender la ciudad en estos vecindarios. Ambos foros forman parte de la preparación del informe Annual Action Plan para el Año Fiscal 1 de julio de 2008 a 30 de junio del 2009.

Estos foros encajan con la meta de la Ciudad de incluir las ideas y comentarios de los ciudadanos sobre cuáles son las prioridades en sus vecindarios. Las iniciativas principales para este año son: Cumplimiento de códigos de la ciudad, La infraestructura pública, Calidad de Vida, Parques y Facilidades Públicas, Desarrollo Laboral, Desarrollo Económico, Distritos Comerciales, Juventud, Personas con Necesidades Especiales, Ancianos, Personas Incapacitadas, Personas con HIV/SIDA, Personas

**CITY OF SPRINGFIELD MASSACHUSETTS  
NOTICE OF PUBLIC HEARINGS  
CITIZEN INPUT  
ANNUAL ACTION PLAN  
7/1/08-6/30/09**

The City of Springfield, through the Office of Community Development, is pleased to announce that they will hold two public forums; Tuesday, December 4, 2007, South End Community Center, 29 Howard Street at 6:00 p.m. and Tuesday, December 11, 2007, Chestnut Accelerated Middle School at 6:00 p.m. to identify the neighborhoods priority needs in the preparation for the Annual Action Plan for the July 1, 2008-June 30, 2009 Program Year.

The goals of the forums are to obtain comments and input from the citizens about the needs and neighborhood priorities. The major initiatives for this year will be Code Enforcement, Public Infrastructure, Quality of Life Issues, Parks and Public Facilities, Workforce Development, Economic Development, Commercial Districts, Youth, Special Needs Persons, Elderly, Disabled Persons, Persons with HIV/AIDS, Homeless Persons, Affordable Housing and Homebuyer Counseling and Assistance. Come with your ideas and get involved in planning for Fiscal Year 2008-2009. For additional information please contact the office at 413-787-6050.

All interested parties are invited to attend.

The City of Springfield is an EEO.



**CIUDAD DE SPRINGFIELD MASSACHUSETTS  
AVISO DE VISTA PUBLICA  
PARTICIPACION DE LOS CIUDADANOS  
ANNUAL ACTION PLAN  
7/1/08-6/30/09**

La Ciudad de Springfield, a través de su Oficina de Desarrollo Comunitario, se complace anunciar que realizará dos foros para el público: el martes, 4 de diciembre de 2007, en el South End Community Center, 29 Howard Street, a las 6:00 p.m.; y martes, 11 de diciembre de 2007, en la Chestnut Accelerated Middle School, a las 6:00 p.m., para recopilar de los participantes sus perspectivas en cuanto a cuáles son las prioridades que ha de atender la ciudad en estos vecindarios. Ambos foros forman parte de la preparación del informe *Annual Action Plan* para el Año Fiscal 1 de julio de 2008 a 30 de junio del 2009.

Estos foros encajan con la meta de la Ciudad de incluir las ideas y comentarios de los ciudadanos sobre cuáles son las prioridades en sus vecindarios. Las iniciativas principales para este año son Cumplimiento de códigos de la ciudad, La Infraestructura Pública, Calidad de Vida, Parques y Facilidades Públicos, Desarrollo Laboral, Desarrollo Económico, Distritos Comerciales, Juventud, Personas con Necesidades Especiales, Ancianos, Personas Incapacitadas, Personas con HIV/SIDA, Personas Desamparadas, Vivienda, Asistencia y Consejería para Compradores de Bienes Raíces. Por favor asistan a estos foros para compartir sus ideas y participar en la planificación de proyectos para el Año Fiscal 2008-2009.

Para más información, por favor llame a la oficina al 413-787-6050.

Todas personas y todos grupos quedan invitados a los foros.

La Ciudad de Springfield se adhiere a los reglamentos de Igualdad de oportunidad de Empleo (EEO, por sus siglas en inglés).

# AN OPEN INVITATION TO ALL CITY RESIDENTS COME AND GET INVOLVED IN THE PLANNING OF YOUR FUTURE...

The Office of Community Development would like to invite all City of Springfield residents to participate in two forums to identify priority needs in CDBG target areas and in particular the NRSA neighborhoods. Come with your ideas and neighborhood priorities and get involved in planning for Fiscal Year 2008-2009.

## ***CDBG Target Areas and NRSA Neighborhoods***

NRSA Neighborhoods:

- Brightwood/Memorial Square
- South End
- Six Corners/Old Hill

## ***Major Initiatives:***

Code Enforcement  
Public Infrastructure  
Quality of Life Issues  
Parks and Public Facilities  
Workforce Development  
Economic Development  
Commercial Districts  
Youth  
Elderly  
Disabled Persons  
Persons with HIV/AIDS  
Homeless Persons  
Affordable Housing  
Homebuyer Counseling and Assistance

**Date:** Tuesday, December 4th  
**Location:** South End Community Center, 29  
Howard Street  
**Time:** 6:00 p.m.

**Date:** Tuesday, December 11th  
**Location:** Chestnut Accelerated Middle School,  
355 Plainfield Street  
**Time:** 6:00 p.m.

Please contact the Office of Community Development if  
you have any questions 787-6050 or TTY 787-6641

# AN OPEN INVITATION TO ALL CITY RESIDENTS COME AND GET INVOLVED IN THE PLANNING OF YOUR FUTURE...

The Office of Community Development would like to invite all City of Springfield residents to participate in two forums to identify priority needs in CDBG target areas and in particular the NRSA neighborhoods. Come with your ideas and neighborhood priorities and get involved in planning for Fiscal Year 2008-2009.

## ***CDBG Target Areas and NRSA Neighborhoods***

### **NRSA Neighborhoods:**

- Brightwood/Memorial Square
- South End
- Six Corners/Old Hill

### ***Major Initiatives:***

Code Enforcement  
Public Infrastructure  
Quality of Life Issues  
Parks and Public Facilities  
Workforce Development  
Economic Development  
Commercial Districts  
Youth  
Elderly  
Disabled Persons  
Persons with HIV/AIDS  
Homeless Persons  
Affordable Housing  
Homebuyer Counseling and Assistance

**Date:** Tuesday, December 4th  
**Location:** South End Community Center, 29 Howard Street  
**Time:** 6:00 p.m.

**Date:** Tuesday, December 11th  
**Location:** Chestnut Accelerated Middle School, 355 Plainfield Street  
**Time:** 6:00 p.m.

Please contact the Office of Community Development if you have any questions  
787-6050 or TTY 787-6641

# Una Invitación Abierta de la Oficina del Desarrollo de la Comunidad

Residentes de Springfield están invitados a participar de dos foros para identificar las prioridades de las necesidades de la comunidad para el Año Fiscal FY 2007-08

## Desarrollo de Viviendas, Vecindarios y Económico

Fecha: Miércoles, 15 Noviembre

Lugar: Good Life Center, 1600 East Columbus Avenue

6:00 PM: *Vivienda y Vecindarios*

- Vivienda Económica
- Conserjería y Asistencia para Compradores de Hogares
- Códigos de Conformidad
- Parques y Facilidades Públicas
- Infraestructuras Públicas
- Temas de la Calidad de Vida

7:00 PM: *Desarrollo Económico*

- Desarrollo de trabajadores
- Desarrollo Económico
- Distritos Comerciales

## Salud y Servicios Humanos

Fecha: Miércoles, 29 Noviembre

Lugar: Escuela Intermedia Acelerada Chestnut, 355 Plainfield Street

6:00 PM: *Desamparados*

7:00 PM: *Otras Poblaciones Vulnerables*

- Juventud
- Personas con Necesidades Especiales
- Ancianos
- Personas Discapacitadas
- Personas con HIV/SIDA

Para acomodación(es) razonable requerida, favor de pedirla con 3 días de anticipación. Para información adicional, favor de llamar la oficina del Desarrollo de la Comunidad, al (413) 787-6050 o al TTY (413) 787-6641.

DRAFT ANNUAL ACTION PLAN  
7/1/08-6/30/09  
AND  
NOTICE OF PUBLIC HEARING

The City of Springfield, through the Office of Community Development, has prepared its DRAFT Annual Action Plan for the program year July 1, 2008-June 30, 2009 ("DRAFT Plan"). The DRAFT Plan outlines the strategy and planned expenditures of the Community Development Block Grant (CDBG), Emergency Shelter Grant (ESG) and Housing Opportunities for Persons with AIDS (HOPWA) formula grant programs received by the Department of Housing and Urban Development (HUD).

The DRAFT Plan will be available for a 30-day public review period from April 2, 2008 through May 1, 2008.

Copies of the DRAFT Plan will be available for public review at the following places:

- Office of Community Development, 36 Court Street, Room 313;
  - Office of Housing, 1600 East Columbus Avenue, 1st Floor;
  - Department of Health & Human Services, 95 State Street
  - Central Library, 220 State Street
  - Springfield Neighborhood Councils including the South End Citizens Council, New North Citizens Council, Hungry Hill Neighborhood Council, Pine Point Senior Center, Old Hill Neighborhood Council, Indian Orchard Neighborhood Council, McKnight Neighborhood Council.
- [http://www.springfieldcityhall.com/cos/Services/dep\\_t\\_cd.htm](http://www.springfieldcityhall.com/cos/Services/dep_t_cd.htm)

A hearing to obtain citizen comment on the DRAFT Plan will be held on Tuesday, April 22, 2008 at 5:00 PM, City Hall, Room 220.

Interested parties are also invited to submit written comments concerning this document. Submissions should be received by Cathy Buono no later than 4:00 PM, May 5, 2008. Please mail or deliver comments to the Office of Community Development, 36 Court Street, Room 313, Springfield, MA 01103.

Please contact the Office of Community Development at 787-6050 or TTY 787-6641 for additional information.

The City of Springfield is an EEO.

PROYECTO DE PLAN DE ACCION ANUAL  
7/1/08-6/30/09  
Y  
AVISO DE AUDIENCIA PUBLICA

La ciudad de Springfield, a través de la oficina de Desarrollo de la Comunidad, ha preparado su Proyecto anual Plan de Accion para el año de programa Julio 1, 2008-Junio 30, 2009 (Proyecto de Plan). Proyecto El plan esboza la estrategia y los gastos previstos de la Comunidad de Desarrollo Block Grant (CDBG), de Emergencia de la Vivienda Grant (ESG) y Oportunidades de Vivienda para Personas con SIDA (HOPWA) formula de los programas de subvencion recibida por el Departamento de Vivienda y Desarrollo Urbano (HUD).

PROYECTO El plan estara disponible para un publico de 30 dias del periodo de revision: 2 de Abril de 2008 hasta 1 de Mayo de 2008.

Copias del Proyecto Plan estara disponible para revision publica en los siguientes lugares:

- Office of Community

C  
C  
C  
T  
A  
H  
  
L  
l  
i  
a  
p  
o  
c  
a  
2  
e  
m  
P  
l  
A  
H  
  
C  
L  
c  
p  
r  
a  
c  
3-  
20  
D  
e  
C  
m  
  
H  
  
H  
l  
c  
i  
c  
e  
s  
o  
l  
T  
o  
o  
N  
a  
n  
o  
v  
e  
B  
e  
t  
h  
r  
e  
2  
0  
0  
u  
e  
B  
i  
d  
M  
a  
h  
t  
p  
r  
o  
t  
r  
o  
  
N  
c  
B  
e  
t  
  
W  
e  
s  
c  
o  
n  
f  
i  
e  
l  
d  
a  
t  
i  
v  
e  
P  
r  
o  
p  
o  
s  
i  
t  
i  
o  
n  
s  
  
A  
s  
s  
o  
S  
t  
e  
e  
l  
I  
t  
i  
n  
P  
S  
I  
G  
p  
r  
o  
j  
e  
c  
t  
i  
o  
n  
E  
q  
u  
i  
t  
y  
  
e  
s  
t  
i  
r  
  
S  
e  
a  
l  
e  
o  
n  
t  
h  
l  
o  
p  
e  
"S  
I  
G  
t  
i  
  
W  
i  
l  
l  
W  
e  
s  
t  
a  
t  
t  
h  
e  
4  
9  
R  
o  
a  
d  
M  
a  
r  
c  
h  
t  
i  
m  
e  
2  
p  
u  
b  
l  
i  
c  
  
A  
l  
l  
h  
i  
h  
i  
n  
a  
n  
l  
o  
p  
e  
b  
D  
a  
t  
e  
1  
g  
i  
b  
l  
e  
f  
  
S  
e  
e  
I  
n  
s  
e  
n  
d  
s  
  
M  
a  
i  
l  
i  
n  
:  
W  
e  
s  
t  
A  
t  
t  
n  
D  
e  
j  
1  
W  
e  
  
F  
e  
d  
  
W  
e  
s  
t  
A  
t  
t  
n  
D  
e  
j  
4  
0  
T  
i  
R  
o  
a  
d,  
1  
  
S  
p  
e  
c  
i  
f  
i  
c  
t  
a  
b  
e  
d  
C  
o  
m  
p  
t  
r  
T  
u  
r  
n  
p  
i  
k  
W  
e  
s  
t  
f  
i  
e  
p  
h  
o  
n  
e  
C  
  
T  
h  
e

# A PUBLIC HEARING

## To Receive Citizen Comment on Springfield's DRAFT FY 08-09 Action Plan

Tuesday, April 22<sup>nd</sup>, 2008 at 6:00 PM  
City Hall, Room 220

Copies of the DRAFT Action Plan will be available for review starting on April 2nd at:

- Office of Community Development 36 Court Street, RM. 313
- Office of Housing, 1600 E Columbus Ave, 1<sup>st</sup> Floor
- Department of Health and Human Services, 95 State Street
- Central Library, 220 State Street
- Neighborhood Councils, including the South End Citizens Council, New North Citizens Council, Hungry Hill Senior Center, Pine Point Senior Center, Old Hill Neighborhood Council, Indian Orchard Neighborhood Council, and McKnight Neighborhood Council
- [http://www.springfieldcityhall.com/cos/Services/dept\\_cd.htm](http://www.springfieldcityhall.com/cos/Services/dept_cd.htm)

Interested parties are also invited to submit written comments to Cathy Buono. Submissions must be received by the Office of Community Development at 36 Court Street, Room 313, Springfield, MA 01103 no later than 4:00 PM on May 6<sup>th</sup>, 2008.

Please contact the Office of Community Development at 787-6050 or TTY 787-6641 for additional information

The City of Springfield is an Equal Opportunity Employer

# Anuncio Publico

Para recibir comentarios del ciudadano sobre la ciudad de  
Springfield

Proyecto de Plan de Acción para el año fiscal 08-09

**Martes, 22 de Abril de 2008 a las 6:00 PM**

**Donde: Alcaldía. Salon 220**

Las copias del plan de actuación del Bosquejo estarán disponibles para la revisión que comienza el 2 de Abril en:

- Oficina de Desarrollo de la Comunidad Tribunal Calle 36,  
salon 313
- Oficina de la Vivienda, 1600 avenida Columbus.  
Primer piso
- Departamento de Salud y Servicios Humanos, el 95 de la calle  
State
- Biblioteca Central, 220 de la calle State
- Consejos de barrio, incluyendo el South End Citizens Council, New  
North Citizens Council, Hungry Hill Senior Center, Pine Point Senior  
Center, Old Hill Neighborhood Council. Indian Orchard  
Neighborhood Council, and McKnight Neighborhood Council

[http://www.springfieldcityhall.com/cos/Services/dept\\_cd.htm](http://www.springfieldcityhall.com/cos/Services/dept_cd.htm)

Las partes interesadas también están invitadas a presentar comentarios por escrito a Cathy Buono. Las presentaciones deben ser recibidas por la Oficina de Desarrollo de la Comunidad a la calle 36 Court, Salon 313, Springfield, MA 01103 a más tardar las 4:00 PM en Mayo 6, 2008.

Por favor, contacte con la Oficina de Desarrollo de la Comunidad en 787-6050 o TTY 787-6641 para más información

La ciudad de Springfield es un empleador de igualdad de oportunidades

## A PUBLIC FORUM

On Thursday, April 3, 2008 at 4:00 PM  
City Hall, Room 220

The DRAFT Action Plan FY 08-09 will be released and available for a review for thirty days. The City of Springfield will present the DRAFT Action Plan to the City Residents and answer any questions.

Interested parties are encouraged to attend and hear how the City identified their priority needs and major initiatives for FY 08-09 including; Code Enforcement, Public Infrastructure, Quality of Life Issues, Parks, Public Facilities, Workforce Development, Economic Development, Youth, Special Needs Persons, Elderly, Disabled Persons, Persons With HIV/AIDS, Homeless Persons, Affordable Housing & Homebuyer Counseling & Assistance.

Please contact the Office of Community Development at 787-6050 or TTY 787-6641 for additional information

The City of Springfield is an Equal Opportunity Employer



## **UN FORO PUBLICO**

**Jueves, 3 de Abril del 2008 a las 4:00pm  
City Hall, Salon Numero 220**

El plan preliminar económico de acción para el año fiscal 2008-2009 será publicado y disponible para una revisión durante treinta días. La ciudad de Springfield presentará el plan de acción de giro a los residentes de la ciudad y contestará preguntas.

Los partidos interesados son invitados a atender, participar y oír cómo la ciudad identificó sus necesidades de prioridad e iniciativas mayores para el año fiscal incluyendo: la aplicación del código, la infraestructura pública, la calidad de asuntos de vida, los parques, las instalaciones públicas, el desarrollo de fuerza de trabajo, el desarrollo económico, la juventud, las necesidades especiales, personas mayores, personas incapacitadas, las personas con HIV/AIDS, personas sin hogar, la vivienda razonable, y para el comprador de vivienda con consejos y ayuda.

Por favor comuníquese con la Oficina de Desarrollo de la Comunidad al 413-787-6050 para información adicional.

La ciudad de Springfield es una empresa que ofrece igualdad de oportunidades de empleo.

-----Original Message-----

**From:** Carolonmac@aol.com [mailto:Carolonmac@aol.com]

**Sent:** Thursday, April 24, 2008 10:01 PM

**To:** Panagore, Dave; Mayor Sarno

**Cc:** Connors, Brian; Walsh, Thomas

**Subject:** some comments and questions

1. CDBG funds for South End

I would like to state my support for the CDBG funding as proposed. The South End deserves the full extent of the dollars recommended for improvement. The South End has gone a very long time without its fair share of funds, and these CDBG monies are essential to reverse the significant demise of the South End.

The complaints from North End advocates are predictable, since these individuals have a responsibility to promote their own community. However, the North End has received a great deal of funds in recent years, while the South End has not. The cries of prejudice from the North End and its Hispanic residents are not appropriate. The Hispanic population is not unique to the North End, and, surely, the South End has its own very significant Hispanic population.

Right now, a comparison of the two areas clearly presents that the South End has far greater needs.

2. St. Joseph's site

Now that the church has been demolished and construction will soon begin, I am concerned about the design of the new office building. I hope that a design has been submitted and reviewed for approval. The Colvest group has been known to avoid attractive building designs (in keeping with the character of a neighborhood) and, instead, to propose inexpensive and unattractive building designs. I refer to examples of CVS building designs that Colvest has proposed (and often secured approval for) in the past. I hope the City is reviewing this new building's design.

3. East Columbus Ave.

Right now, this stretch is loaded with vacant buildings. I hope that there has been an attempt to lure some good developers to these sites. This could be a really thriving stretch of businesses, especially with the traffic along that road.

4. Balise Chevrolet

Has there been any discussion about moving Balise to another site? This seems to be premier riverfront development property that would be better served by businesses other than one that just stacks row after row of cars in a parking lot.

Best,  
carol costa

\*\*\*\*\*

Need a new ride? Check out the largest site for U.S. used car listings at AOL Autos.  
(<http://autos.aol.com/used?NCID=aolcmp00300000002851>)

April 11, 2008

Mr. David B. Panagore  
Chief Development Officer  
70 Tapley Street  
Springfield, MA 01104

Dear Mr. Panagore,

We the individuals and agency representatives signing on the attached page formally submit these comments in response to the City of Springfield's Draft Action Plan. Our review of the proposed Action Plan has raised significant concerns related to the targeting of federal resources within the eligible areas. As one of the poorest communities in the Commonwealth of Massachusetts with dire infrastructure, economic development, and human service needs, it is disheartening to realize that the City has reduced funding significantly in every area. The two North End neighborhoods of Brightwood and Memorial Square are Neighborhood Revitalization Strategy Areas (NRSA), a designation granted by HUD in recognition of the City's commitment to target significant resources. It is shocking that the City proposes to expend less than 2% of its federal entitlement funds within these two neighborhoods. Furthermore, every project submitted by us, was reduced in funding. In fact, as we were reduced, some organizations such as the Mayor's former agency received a 37% increase.


The allocations to the North End are even more problematic when compared to the projects the City has proposed within its Action Plan. Certainly, the South End which represents 2 % of the population has been blessed by the City with nearly 20% of funds dedicated to projects, many of which have "To Be Determined" outcomes within the document. In contrast, the North End which comprises 6 % of the population is slated to receive 2% of the funds. From the detail of the document, we are not able to determine if indeed 2 % is actually committed to our neighborhoods. Unlike the South End and the Old Hill/Six Corners NRSA, there are no project descriptions that target resources to the North End. The only defined exclusively North End Project is the Ulloa Park budgeted at \$50,000.


We are therefore respectfully requesting the following:

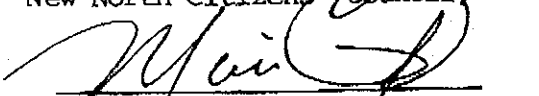

1. A detailed listing of all projects considered for funding,
2. Considering the extent of the street and sidewalks selected in the South End, a listing from the Department of Public Works of street conditions within the NRSA neighborhoods,
3. Within the South End Revitalization Project, specific project outcomes rather than TBD,
4. An explanation of the process by which projects were selected,
5. Specific to public service grants, a copy of the relative ranking of each application,
6. A summary of the calculation of projects within each of the three NRSA,
7. A summary of the Economic Development and Small Business Plans

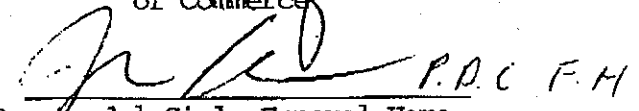
We request that no further action be taken by the City until receipt of the requested information.

AGENCY REPRESENTATIVES

  
Ex. Director Michael Denney  
New North Citizens' Council, Inc.


  
President of the Latino Chamber  
of Commerce


  
Resident of Memorial Square  


  
Puerta del Cielo Funeral Home


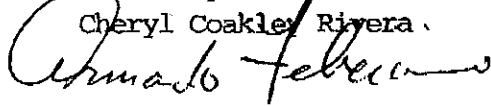
Resident of Brightwood Neighborhood

  
Puerta del Cielo Funeral Home


  
Ex. Director of Puerto Rican Culture  
Center

  
Vice President of Government &  
Community Affairs of BayState Health


Ex. Director of the Spanish American  
Union

  
State Representative  
Cheryl Coakle Rivera  


President of the Board of Directors  
of the Puerto Rican Cultural Center

  
YMCA- Supervisor

  
Director of the North End Youth Center

  
Director of Community Development  
& Relations

---

---

---

---

---

---

---

---

c:

Governor Deval Patrick

**Control Board Members**

Christopher Gabrieli, Springfield Financial Control Board

James O'S Morton

Robert Nunes

Domenic J. Sarno, *Mayor, City of Springfield*

Bud L. Williams, *City Council President*

Stephen Lisauskas, *Executive Director*

**City Councilors**

James J. Ferrera, III, Vice President

William T. Foley

Patrick J. Markey

Rosemarie Mazza- Moriarty

Timothy J. Rooke

Bruce W. Stebbins

Jose Tosado

**Congressional Delegation**

Senator Edward Kennedy

Senator John Kerry

Congressman Richard Neal

**Legislative Delegation**


Senator Stephen Buoniconti

Representative Ben Swan

Representative Cheryl Rivera

**Housing and Urban Development**

Paula Newcomb



THE CITY OF  
SPRINGFIELD, MASSACHUSETTS

May 16, 2008

Dear Mr. Denney,

In your letter of April 11, 2008, you along with a number of other members of the community raised a series of questions related to the method, approach and process for allocating the Community Development Block Grant Funds for FY09 for the City of Springfield. These questions were also discussed at the meeting of April 18th with me and Denise Jordan, the Mayors' chief of staff. This letter follows up on that letter and meeting providing the requested further detail. Before I begin, let me mention that attached you will find the detailed listing of the projects considered for funding and the scoring/ranking of the each project application.

While a number of issues were raised, let me begin with one important fact upon which I feel we all do agree; that the North End is one of the poorest communities in Massachusetts. It is for that reason that, when in 2004, the City of Springfield created a Neighborhood Revitalization Strategy Area (NRSA) it encompassed the North End and three other neighborhoods (altogether five neighborhoods of the City, Brightwood, Memorial Square, Old Hill, Six Corners and the South End neighborhood). These neighborhoods are some if not the poorest and challenged in the City.

In 2005, this NRSA, at the request of HUD, was refined thereafter creating three NRSA's where only one existed before, the North End comprised of Memorial Square and Brightwood, the South End as the second and the Old Hill/Six Corners together as the third area. The purpose was to provide better reporting clarity for programs reflecting that the needs of each area while similar were also unique.

The question, however, is not only one of need, but of approach to problem solving and allocation of overall resources. At our meeting on April 18, 2008 you indicated a desire for more information on the rationale and process that lay behind the CDBG Action Plan FY09. The FY09 Action Plan itself was developed collaboratively between the Mayor's Office and City staff particularly those in the Community Development, Economic Development, Neighborhoods and Housing Departments, collectively known as the Allocation Team. While it had been our hope by holding a public meeting on the day of the release of the Action Plan, we could share our approach and rationale; we understand that we did not meet your expectations. Looking forward to next year, the Mayor's office has given direction that further procedural changes are needed, that not only do we need to expand our outreach, such as more meetings and an executive

summary of the Action Plan but that we need to provide more opportunities for previously unfunded worthwhile activities. Denise Jordan has indicated that she will ensure that all stakeholders are aware of any changes or new expectations for FY10.

For this year, the Allocation Team began to reenergize the City's approach to the development of the Action Plan. In years past attendance at the Action Plan public meetings was known to be low, and few outreach activities took place. This year we consolidated the meetings in the North and South End and each took place for the first time with a facilitator to solicit community input. Second, as required by HUD we undertook as baseline assessment study for the development of economic development programs in conjunction with the Donahue Institute. Third, an RFP was issued for the public service contracts. Fourth, the non-public service contract portion is a mix of specific programs developed by staff to assist neighborhoods, residents and businesses on basis of the public input and the priorities of the ULI plan. Fifth, the Mayor's office met with HHS and CD to score and review (see attached) the RFP submissions for public service contracts. On April 3rd, when the Action Plan was released, the Allocation Team held a public meeting to provide an overview and explain the program, focusing on both the public service and non-public activities recognizing that the federally mandated forms are not organized to clearly identify programmatic themes and priorities.

Overall, the CDBG Action Plan is one component of the Mayor's overall revitalization strategy for the City. It is expected that the City will be required to draw on local, state and federal resource in order for all the projected projects to be successful. As the City develops and follows through on its revitalization program, the City manages a capital program that encompasses the CDBG funds as well as other sources of funding to maximize available sources of revenue so we may further the planning and program goals.

Turning to the Plan itself, the purpose of a NRSA is to focus programmatic attention to facilitate redevelopment of the City. While there are no minimum requirements for expenditure in each NRSA, and expenditure levels are not tied to population; one component of the CDBG program that does operate subject to cap is for what are commonly called *public service* contracts, which are limited to no more than 15% of all CDBG funds. As per our direction from HUD, these funds are to be used to spur program development and local initiative. It is not appropriate that they be used to sustain programs over extended periods of years. Our goal is to concentrate the limited discretionary resources for maximum effect each year, rather than diffuse the funds for limited effect.

Therefore the percentage of expenditure for each NRSA includes both public service and non-public service activities. For this coming year the North End, the Spanish American Union, PRCC, NNCC and Grey House along with Ulloa Park are, in response to your question, contained in the 2% figure you refer to in your letter. Last year, the first year the plan reflected three distinct NRSA's; the South End received only 3% of the eligible CDBG funds. In this year excluding the infrastructure improvements of \$1 million, the South End will receive 2% of the possible CDBG funds. Last year, the North End received 9% exclusively of the CDBG funds and the Six Corners/Old Hill received 2% of the CDBG funds. In recent memory the South End has not received significant CDBG funding. This year's budget rectifies that past practice.

As you may recall in the fall of 2006 the City, working with the Urban Land Institute, developed a short term revitalization strategy. It was this Study that identified the South End as the neighborhood requiring attention first and foremost and that concentrating resources, rather

than dispersing resources, would have the greatest chance of a lasting effect and improvement. Following on the release of the Urban Land Institute Study, the Boston Chapter of the ULI expressed their own interest in undertaking a one day Technical Assistance Project for the City focusing on the South End (a second one focused on the downtown). In your letter you request more detail on the programmatic elements and outcomes for the South End funding. It is this South End TAP report that underpins and provides further detail and possible improvements to the streets, sidewalks and parks in the South End,

For next year, the South End will receive 20% of the CDBG funds, predominantly funds not subject to the public service cap to support the \$7 million Hollywood-Gemini Project identified by ULI as the #1 neighborhood project for the City, 8% for the Old Hill and 2% for the North End. In your letter you request specific outcomes for the South End expenditures. While the general categories of funding for the South End project have been set out in the Action Plan (see attached) the details of the program driven by the South End TAP identified above are currently being worked out with the south end community stake holders. While not available at this time, I would expect that program outcomes will be identified not only in the revitalization plan, once agreed and announced in the CAPIC as well.

In addition to the funds exclusively dedicated to each NRSA, 36% of all CDBG funds are eligible to be spent in all areas including the North End, and 12% of all housing program funds are eligible in all areas. Only 5% of all CDBG funds are otherwise neighborhood specific outside of the NRSA areas, while 4% of all CDBG funds may only be spent in the three NRSA areas. The South End is receiving funds for one park improvement and the North End is receiving funds for one park improvement. The level of the funding of each was set by recommendation of the Parks Department on the basis of project cost.

In addition to these funds identified above, in each of the three NRSA neighborhoods we fund citizen participation contracts in the amount of \$8,500 for the South End, \$8,500 for the North End and \$15,500 for the Old Hill. In addition, the City has for several years funded building upkeep in the North End through the CDBG program, costing approximately \$30,000 each year.

As indicated, the City incorporates all existing and potential sources of revenue in making its capital planning decisions. From the work being undertaken by MassHighway we have been informed that the North End is scheduled to receive \$7.9 million of state funds for a two phase Main Street Improvement project, the first phase of \$3.6 million is expected to be advertised this calendar year. MassHighway recently informed us that project had reached the 25% design phase. While skepticism remains regarding the commitment of the State to undertake this project, we felt the appropriate course of action in such circumstance is to work diligently with MassHighway, with the Legislature and with the Administration to ensure the North End improvements take place.

Your letter also requests further information regarding Economic Development and Small Business, to that end the City has engaged the HUD certified National Development Council to assist it in creating underwriting guidelines, establish a Grow Springfield Fund, budgeted for this year including matching grants at \$325,000 and to provide financing and loan packaging expertise. In addition the Action Plan provides funding for community partners to engage in program development, marketing and to provide workshops to interested applicants. It is our intent to continue to use the available resources to improve the community in both its



commercial and residential areas while judiciously building confidence at a state and federal level in our ability to undertake business development activities.

Lastly, your letter requests a listing from the Department of Public Works of street conditions with the NRSA neighborhoods. I have requested that information from the DPW on your behalf and attached the information succeeding this letter.

I hope this information has been useful and we look forward to working with each of you as we move forward.

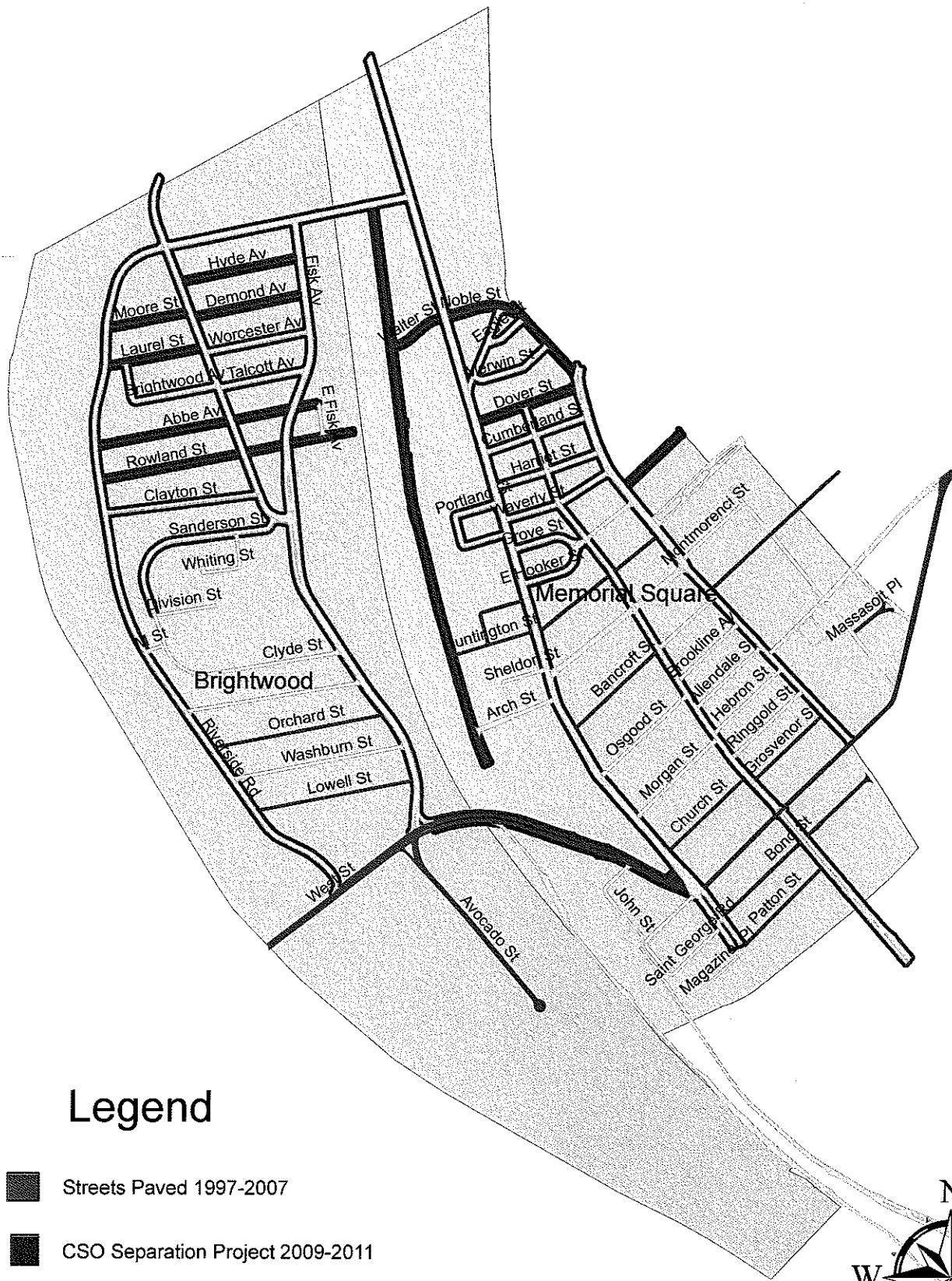
Sincerely yours,





David B. Panagore  
Chief Development Officer

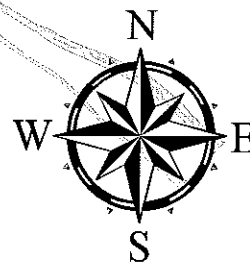
cc: Gov. Deval Patrick  
Juan Gerena  
Carlos Gonzales  
Rep. Coakley-Rivera  
Armando Feliciano  
Susan Cassidy  
Jose Claudio  
Robert Bailey  
Puerta del Cielo Funeral Home  
Steve Bradley  
Nancy Estrada  
Christopher Gabrieli  
James O'S. Morton  
Robert Nunes  
Domenic Sarno  
Bud L. Williams  
Stephen Lisauskas  
James J. Ferrera III  
William T. Foley  
Patrick Markey  
Rosemarie Mazza-Moriarty  
Timothy J. Rooke  
Bruce W. Stebbins  
Jose Tosado  
Senator Edward Kennedy  
Senator John Kerry  
Congressman Richard Neal  
Senator Stephen Buoniconti  
Representative Ben Swan  
Paula Newcomb

# SPRINGFIELD INFRASTRUCTURE IMPROVEMENTS



## Legend

-  Streets Paved 1997-2007
-  CSO Separation Project 2009-2011



**FY 09 RFP REVIEWERS SPREADSHEET**

Applicants Name	Program Need Category	Proposed Program- 25 Points	Organization- 15 Points	Activity Description/Project Program Design - 30 Points	Target Area - 15 Points	Program Budget (Form B)- 15 Points	Priority Needs Points- 20 Points	New Program Points- 10 Points	Total Score	Requested Funding FY 09	FY08 Funding	Proposed Funding
SA Program	Youth	25	15	25	15	13	10	10	93	\$ 9,180.00	\$ 9,180.00	\$ 9,000.00
ACORN	Homeless	20	10	20	5	8	10	10	83	\$ 150,000.00	\$ -	\$ -
Black Men of Greater Springfield	Youth	20	12	20	15	13	10	10	90	\$ 13,310.00	\$ 7,650.00	\$ 7,650.00
Boat People S.O.S.	Health Services	15	10	15	10	10	20	10	90	\$ 34,195.00	\$ -	\$ 7,500.00
Boy Scouts, Pioneer Valley	Youth	20	10	19	5	15	0	10	79	\$ 14,961.50	\$ -	\$ -
Council of Churches	Homeless	25	15	30	15	13	10	10	108	\$ 31,600.00	\$ 15,300.00	\$ 15,300.00
Friends of the Homeless	Homeless	25	10	30	15	7	10	10	97	\$ 99,838.00	\$ 81,600.00	\$ 81,600.00
Gray House	Persons and	25	15	20	15	12	10	10	97	\$ 19,657.59	\$ -	\$ 7,500.00
MAB Community Services	ABE	20	15	20	15	12	10	10	92	\$ 5,100.00	\$ 5,100.00	\$ 5,100.00
Martin Luther King Jr. Community Center	Elderly	25	15	20	15	11	10	10	96	\$ 22,022.51	\$ 20,400.00	\$ 20,400.00
Mass Fair Housing, Fair Housing Project	Youth	20	15	20	15	13	10	10	90	\$ 57,034.00	\$ 5,100.00	\$ 5,100.00
Mass Fair Housing, Springfield Foreclosure	Programming for Homeless	25	15	25	15	9	10	10	109	\$ 71,000.00	\$ -	\$ 15,000.00
MCDI - ABE/GED Program	ABE	25	15	25	15	9	5	10	94	\$ 69,990.25	\$ 25,500.00	\$ 20,000.00
MCDI - Culinary Arts Training Program	On The Job Training	25	15	30	15	10	10	10	95	\$ 60,877.25	\$ 20,400.00	\$ 15,000.00
MCDI - Homeless Meals Program	Programming for Homeless	25	15	27	15	9	10	10	101	\$ 171,600.00	\$ 91,800.00	\$ 86,000.00
New North Citizens Council - Citizen	New North Citizens	n/a	n/a	n/a	n/a	n/a	n/a	n/a	n/a	\$ 8,500.00	n/a	n/a
New North Citizens Council - Elderly Case	Elderly	20	12	25	15	14	10	10	86	\$ 17,500.00	\$ 17,340.00	\$ -
New North Citizens Council/@ Gerena	Youth	25	15	25	15	15	10	10	105	\$ 20,400.00	\$ 20,400.00	\$ 15,400.00
Open Pantry Parents and Friends of Camp Star	Youth	25	15	25	15	13	10	10	95	\$ 88,349.00	\$ 20,400.00	\$ 20,400.00
PRCC	Youth	24	14	25	15	11	10	10	99	\$ 110,085.00	\$ 108,210.00	\$ 105,710.00
PRCC	ABE	15	10	15	15	15	15	10	95	\$ 34,475.00	\$ -	\$ 10,000.00
PRCC/Latino Youth	GED	5	10	10	15	15	15	10	70	\$ 45,989.00	\$ 25,500.00	\$ 10,000.00
PRCC-LEAP	Youth	20	10	20	15	11	20	10	106	\$ 18,767.00	\$ -	\$ 10,000.00
S.V.A.C.A	On The Job Training	20	10	20	15	11	10	10	86	\$ 63,212.00	\$ 32,640.00	\$ 10,000.00
S.V.A.C.A	Health Services	20	14	22	10	14	20	10	100	\$ 17,250.00	\$ 15,300.00	\$ 15,000.00
S.V.A.C.A	Youth	20	10	20	10	14	20	10	104	\$ 15,000.00	\$ -	\$ 5,000.00

Solid Rock Church of God in Christ	Youth	20	15	12	15	8	20	90	\$ 20,340.00	\$ 5,100.00	\$ 8,000.00
South End Community Center - After School	Youth	25	15	25	15	13		103	\$ 21,863.00	\$ -	\$ -
South End Community Center - Summer	Youth	22	15	25	15	11	10	98	\$ 42,453.00	\$ 20,400.00	\$ 27,900.00
Spanish American Union	Elderly	23	12	25	15	15		100	\$ 10,000.00	\$ -	\$ 5,000.00
Springfield Boys & Girls Club Indian	Youth	25	15	25	7	15	10	97	\$ 33,028.00	\$ 8,160.00	\$ 8,160.00
Springfield Boys & Girls Club Summer	Youth	25	15	25	7	15	10	97	\$ 27,663.00	\$ 10,200.00	\$ 10,200.00
Square One	Youth/Childcare for At Risk	25	15	26	15	10	10	101	\$ 25,000.00	\$ 8,160.00	\$ 8,160.00
The Salvation Army Urban League of Springfield	Youth	25	15	30	10	14	10	104	\$ 38,100.00	\$ 10,200.00	\$ 10,200.00
YMCA - Safe Summer Streets	Youth	20	10	15	15	10	20	90	\$ 40,000.00	\$ 10,200.00	\$ 10,200.00
YMCA - Teen Leadership Program	Youth	20	15	25	15	11	10	96	\$ 17,900.00	\$ 9,180.00	\$ 5,000.00
YWCA of Western MA	GED	25	15	30	15	12	10	102	\$ 32,150.00	\$ -	\$ -
						14		99	\$ 20,400.00	\$ 20,400.00	\$ 20,400.00



UMASS DONAHUE INSTITUTE

City of Springfield


## Economic Assessment Project

---

Prepared for:

Office of Planning and Economic Development  
City of Springfield, Massachusetts

January 2008



**Contents**

**Contents**..... **ii**

**Executive Summary** ..... **1**

**Project Overview** ..... **3**

**Component One** ..... **4**

    Review of Neighborhood Revitalization Strategy Area in the Context of Springfield’s  
    Economic Development Resources and Strategy ..... **4**

        Neighborhood Revitalization Strategy Areas: Are HUD Criteria Met? ..... **4**

        Springfield’s Economic Development Strategy & Neighborhoods ..... **7**

        Conclusion ..... **9**

    Inventory of Springfield Projects, Programs and Resources ..... **10**

        Infrastructure Development ..... **10**

        Re-development and New Development ..... **12**

        Workforce Development ..... **16**

        Major Private Sector Development ..... **18**

**Component Two** ..... **21**

    Design and Implementation of Business Survey and Focus Groups ..... **21**

    Springfield Small Business Survey ..... **22**

        Key Informant Interviews ..... **22**

        Survey Call List and Development ..... **23**

        Survey Overview ..... **23**

        Key Findings ..... **24**

        Survey Results and Analysis ..... **25**

    Focus Groups ..... **33**

        Outreach ..... **33**

        Dates and Locations ..... **34**

        Method of Facilitation ..... **34**

        Overall Focus Group Findings ..... **36**

        Summary of Focus Groups by Neighborhood ..... **36**

            North End ..... **36**

            South End ..... **38**

            Six Corners/Old Hill ..... **39**

        Conclusion ..... **41**

**Component Three** ..... **43**

    Summary of Best Practices ..... **43**

    City of Worcester, Massachusetts ..... **43**

---

Worcester NRSA Designation & Structure .....	44
Programs Addressing First-Order Priorities.....	46
Programs Addressing Second-Order Priorities.....	48
Secondary Research: Summary of Best Practices.....	50
Public Safety Collaborations.....	51
Code Enforcement and Collaboration.....	53
Housing.....	57
<b>Appendix A: Springfield Small Business Survey Instrument .....</b>	<b>59</b>
<b>Appendix B: Worcester Impact Area Sweep Action Plan.....</b>	<b>67</b>
<b>Appendix C: Worcester Storefront Improvement Grant Program .....</b>	<b>68</b>
<b>Appendix D: Worcester Micro-Loan Program .....</b>	<b>69</b>



## Executive Summary

The City of Springfield engaged the UMass Donahue Institute to prepare an assessment of economic needs in Springfield's low and moderate income neighborhoods, current strategies to address those needs and best practices for providing economic development services from comparable municipalities.

In an effort to assess the current strategies in place to address the economic needs within the City's low and moderate income neighborhoods, the Institute thoroughly reviewed the criteria, process and documentation of Springfield's designation of its Neighborhood Revitalization Strategy Areas (NRSAs) and the priority goals and projects in the NRSAs within the framework of the City's broader economic development strategy. The Institute found that:

- Based on the information included in the FY07-08 Action Plan, the HUD criteria for approving a NRSA are met with the exception of the determination of small business and economic development needs.
- There is significant evidence both in the City's Office of Planning and Economic Development and Office of Housing and Neighborhood Services that efforts are being made to integrate the philosophical and programmatic elements of the ULI Report (the City's blueprint for economic development planning and investments) into everyday practices.

In an effort to remediate the gap in the documentation of small business and economic development needs within the NRSA neighborhoods, the Institute conducted a survey of small businesses and a series of focus groups with neighborhood residents and business owners within the NRSA neighborhoods.

Major findings from the small business survey include:

- Small businesses in the NRSA neighborhoods shared many of the same concerns and priorities as businesses in other neighborhoods in Springfield, but there is reason to believe some of the issues are felt slightly more intensely in the NRSA neighborhoods.
- Increased health care costs (35.8%), the level of neighborhood crime (33.1%), neighborhood physical conditions (27.2%), and increased energy costs (25.7%) were cited as the top inhibitors to growth for small businesses in Springfield.

The focus groups in the North End, South End and Six Corners/Old Hill confirmed the survey findings:

- Public safety (crime, police responsiveness and police presence) is the predominate concern in all three NRSA neighborhoods.
- Community policing was cited in all three neighborhoods as effective and was significantly missed by residents and business owners alike.



- Whether discussing public safety or public works, participants at all sessions decried the lack of enforcement of city codes, safety regulations and laws.
- The reliability and quality of basic city services, including adequate street lighting and parks and public space maintenance, was a consistent and major complaint of neighborhood stakeholders in all three communities.
- All three neighborhoods expressed extreme distrust that the distribution of funding is equitable and perceived that their neighborhood does not receive its fair share.

Finally, UMDI reviewed a variety of best practices that other municipalities are employing to confront the first-order challenges documented through the focus groups and the small business survey: making the City and the NRSA neighborhoods safer and cleaner with more effective City services.

- The City of Worcester has designed a NRSA program in which all NRSA funding is directed from the City to Community-based Development Organizations (CBDs). Programming includes a Storefront Improvement Program and Neighborhood Workforce Development partnerships.
- In concert with strategic individual NRSA neighborhood strategies (led by CBDs), the City of Worcester has successfully managed to coordinate a citywide approach to dealing with issues of safety, cleanliness and physical conditions. Programming includes interdepartmental coordination and execution of "Impact Areas Sweeps", a centralized and resident-focused public works department, and an innovative approach to tracking and correcting physical condition issues in some of the City's most challenged neighborhoods.
- Strategies highlighted in a variety of secondary best practices literature have a reoccurring theme of structured collaboration and cooperation between city departments, residents, businesses, and other neighborhood stakeholders.

Residents and small business owners in the City of Springfield's NRSA neighborhoods stated clearly that in order to become better places to live, work and do business, first priority must be to make their neighborhoods safer and cleaner with more effective and reliable basic City services. It is evident that the challenges facing the NRSA neighborhoods have broad programmatic implications and it is also clear that addressing these fundamental issues is a necessary first step to improving business conditions and competitiveness within the City and improving the quality of life for residents and business owners alike.

## Project Overview

The City of Springfield contracted with the Economic and Public Policy Research Unit of the University of Massachusetts Donahue Institute to prepare an assessment of economic needs in Springfield's low and moderate income neighborhoods, current strategies to address those needs and best practices for providing economic development services from comparable municipalities.

Component One of this report addresses the criteria, process and documentation of Springfield's designation of its Neighborhood Revitalization Strategy Areas (NRSAs) and priority goals and projects in the NRSAs. The NRSA strategies are then situated within the context of Springfield's citywide economic development strategy. Component One concludes with an inventory of projects and resources that are dedicated to the City's low and moderate income neighborhoods and major projects that affect the economic development capacity of these neighborhoods.

Component Two of the Springfield Economic Assessment Project consists of the results and analysis of two tasks. First, UMDI administered the Springfield Small Business Survey to document the needs of small businesses in the NRSA neighborhoods and the City overall. In addition to the small business survey, UMDI was asked to conduct focus groups within the NRSA neighborhoods to further document the priorities of residents and business owners in the North End, South End and Old Hill/Six Corners.

Finally, in Component Three, UMDI reviewed a variety of best practices that other municipalities are employing to confront challenges documented in Component Two.



**U.S. Department of Housing and Urban Development**

**Office of the Regional Director  
Thomas P. O'Neill, Jr. Federal Building  
10 Causeway Street  
Boston, Massachusetts 02222-1092**

**New England**

AUG 13 2008

**PHONE: (617) 994-8200**

**FAX: (617) 565-6558**

Honorable Domenic J. Sarno  
Mayor of Springfield  
City Hall  
36 Court Street  
Springfield, MA 01103

Dear Mayor Sarno:

SUBJECT: FY 2008 Action Plan Approval  
Springfield, MA

I am pleased to transmit to you the approval of your Fiscal Year 2008 Action Plan. The grant assistance being approved with the Plan is as follows:

Community Development Block Grant (CDBG) Program	<b>\$4,095,204.00</b>
HOME Investment Partnerships (HOME) Program	<b>\$1,623,268.00</b>
American Dream Downpayment Initiative FY-2007	<b>\$ 10,078.00</b>
Emergency Shelter Grants (ESG) Program	<b>\$ 183,020.00</b>
Housing Opportunity for Persons with AIDS Program	<b>\$ 426,000.00</b>

The total allocation for the City of Springfield is **\$6,337,570.00**. The City's 2008 program year begins on July 1, 2008


Enclosed is the Consolidated Plan Grant Agreement which incorporates the CDBG Entitlement Agreement (HUD 7082), HOME Investment Partnership Agreement (HUD 40093), and Funding Approvals (three copies each) for your signature. These documents constitute the contract between the Department of Housing and Urban Development (HUD) and the City of Springfield. You should note any special conditions included in the Funding Approvals (Item 8 for CDBG and ESG Programs and Item 11 for HOME Program). Please retain one copy for your records and return the other two copies to this office. Failure to execute and return the grant agreement within 60 days of the date of this letter may be deemed rejection of the grant and cause for HUD to determine that the funds are available for reallocation to other grantees.

The Department established a HOPWA national program goal that measures the number of households receiving housing assistance with HOPWA funds and grantees are required to report on performance under this measure. As activities are initiated, grantees are required to report on the proposed number of units of housing to be assisted or developed with HOPWA funds during this operating year through the use of the Integrated Disbursement and Information System (IDIS).

After the close of the year, grantees must provide HUD and the public with their actual accomplishments by submitting a Consolidated Annual Performance and Evaluation Report (CAPER) and in providing complete data for the program year in IDIS. Together, the two reports provide for complete annual information on the use of program and other funds. These reports will include information on accomplishments and data on beneficiaries, activities and expenditures. The HOPWA Performance Summary Charts for End of Program Year Reporting which are enclosed are supplemental to the information provided in the CAPER and must be submitted as part of the CAPER.

We look forward to working with you during the year to accomplish the goals you have set forth for the City and to further refine and improve the Consolidated Plan development process. In the meantime, if you have any questions or desire assistance concerning this letter or other items related to the community development programs, please contact Paula Newcomb, Community Planning and Development Representative, at 617-994-8378.

Sincerely,

A handwritten signature in black ink, appearing to read 'Taylor Caswell', written over a large, light-colored circular scribble.

Taylor Caswell  
Regional Director

Enclosures

cc: Cathy Buono